

Routine immunization profile Ukraine



World Health
Organization

REGIONAL OFFICE FOR Europe

Progress towards achieving European Vaccine Action Plan goals, 2017

Goal	Indicator	Status	Goal	Indicator	Status
1	Sustain polio-free status ^a (Current risk)	Yes (High)	4	Meets vaccination coverage targets DTP3 national immunization coverage $\geq 95\%$ ^d $\geq 90\%$ DTP3 coverage achieved in $\geq 90\%$ of districts ^e	No No ND
2	Measles elimination status ^b	Endemic	5	Make evidence-based decisions about introduction of new vaccines* ^e NITAG made a recommendation about PCV NITAG made a recommendation about RV NITAG made a recommendation about HPV	No No No No
	Rubella elimination status ^b	Endemic			
3	Control hepatitis B infection ^c	Validation pending	6	Achieve financial sustainability of the national immunization programme** ^c	Yes

*New vaccines introduced or not introduced based on NITAG evidence-based recommendations

**Country self-sufficient for procuring routine vaccines

Demographic, income and health expenditure summary, 2017

Total Population ^f	44 222 947
Live births	466 183
Surviving infants	462 812
<5 years	2 303 013
<15 years	6 851 450
Neonatal mortality rate (per 1000 live births) ^f	5.2
Infant mortality rate (per 1000 live births) ^f	7.5
Number of districts ^e	490
GNI (per capita, in USD) ^g	2390
Health spending as % of total government expenditure ^g	8

Immunization schedule, 2017^e

Birth	BCG, HepB_pediatic
1M	HepB_pediatic
2M	DTwP, DTwPIPv, HIB, IPV
4M	DTwP, DTwPIPv, HIB, IPV
6M	DTwP, HepB_pediatic, OPV
12M	HIB, MMR
18M	DTwP, OPV
6Y	DT, MMR, OPV
7Y	BCG
14Y	OPV
16Y	Td*

*Repeats every 10 years

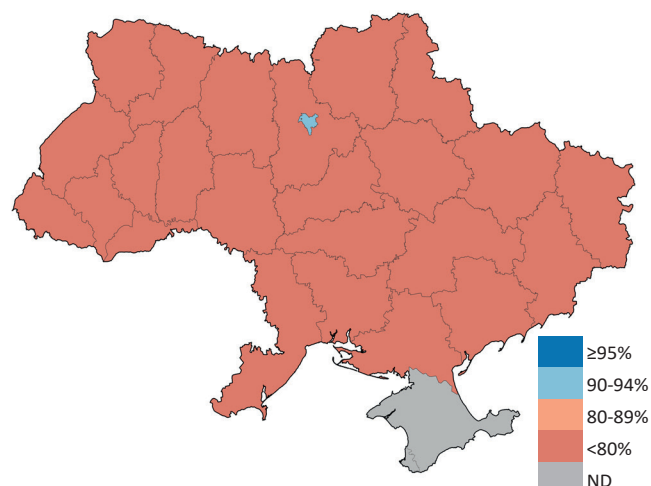


Vaccine coverage estimates, 2013-2017^d

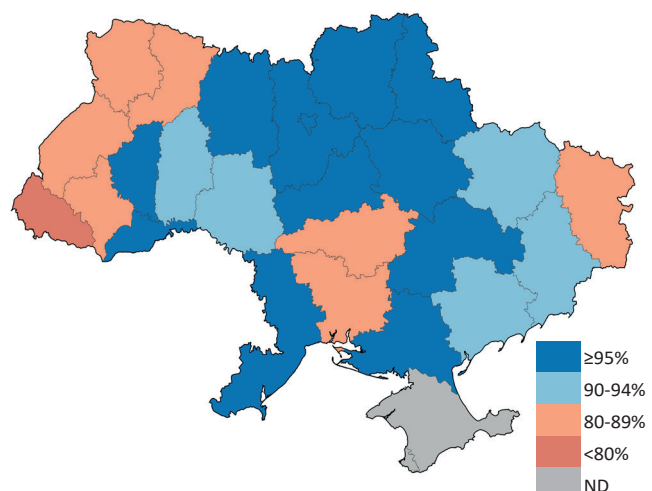
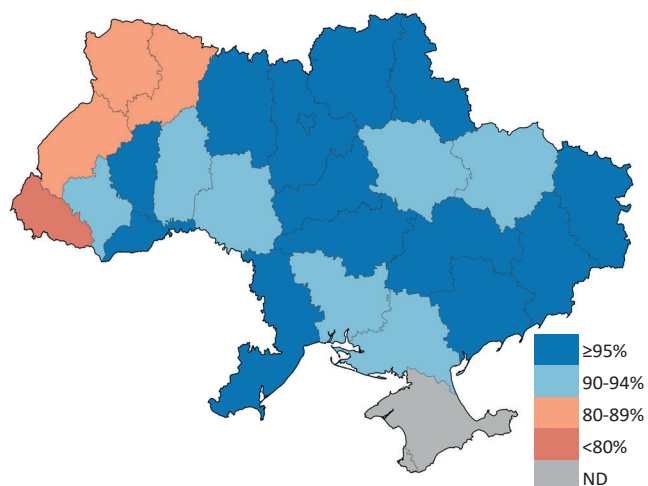
	2013	2014	2015	2016	2017
BCG	95	39	39	75	84
HepB-BD	51	57	57	37	49
DTP1	76	59	59	42	65
DTP3	76	23	23	19	50
HepB3	46	22	22	26	52
Hib3	83	38	38	47	39
Pol3	72	45	90	56	48
PCV3	NR	NR	NR	NR	NR
Rotac	NR	NR	NR	NR	NR
RCV1	79	56	56	42	86
MCV1	79	56	56	42	86
MCV2	54	57	57	31	84

100 50 0 ND NR

DTP3 reported coverage by subnational area[†], 2017^e



MCV1 reported coverage by subnational area[†], 2017^e MCV2 reported coverage by subnational area[†], 2017^e



Number of reported cases of vaccine-preventable diseases, 2013-2017^e

	2013*	2014*	2015	2016	2017
Measles			105	102	4782
Mumps			461	439	336
Rubella			248	150	160
Congenital rubella syndrome			ND	0	ND
Diphtheria			2	4	0
Tetanus			ND	10	ND
Pertussis			2426	3132	2480
Hepatitis A			2481	3026	3128
Varicella			ND	127 058	133 782

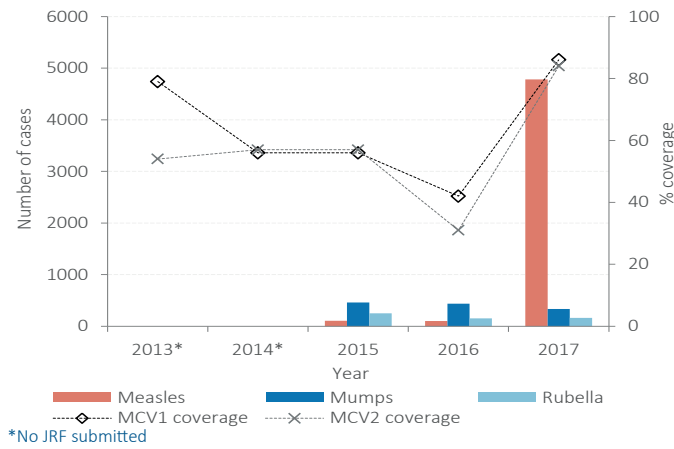
*No JRF submitted

Surveillance with laboratory confirmation of cases, 2017^e

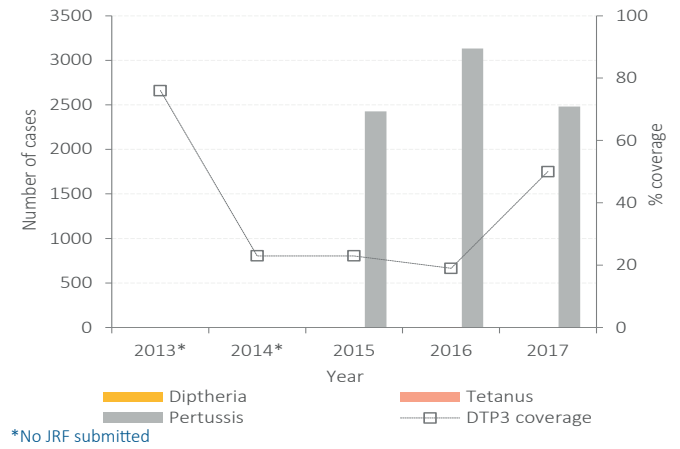
Measles	Yes
Rubella	Yes
Congenital rubella syndrome	No
Rotavirus	No
Invasive meningococcal disease	Yes
Invasive pneumococcal disease	Yes
Invasive <i>Haemophilus influenzae</i> disease	Yes

Note: Case-based surveillance (with laboratory confirmation of cases) assessed for measles, rubella, and congenital rubella syndrome. Hospital-based sentinel surveillance and/or population-based surveillance (both with laboratory confirmation of cases) assessed for rotavirus, invasive meningococcal disease, invasive pneumococcal disease, and invasive *Haemophilus influenzae* disease.

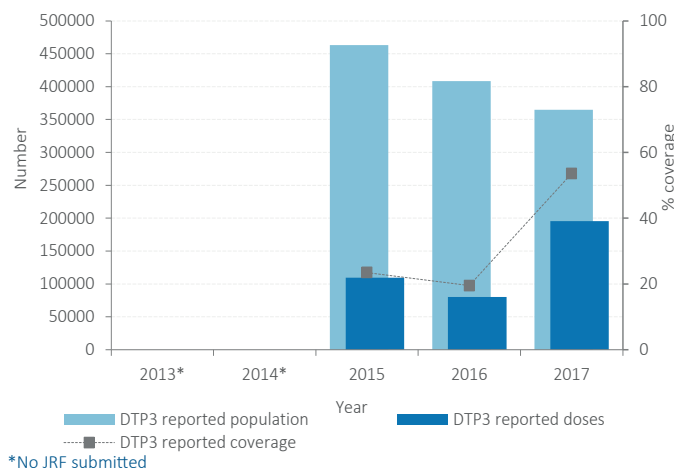
Number of reported measles, mumps and rubella cases^e and MCV coverage estimates^d, 2013-2017



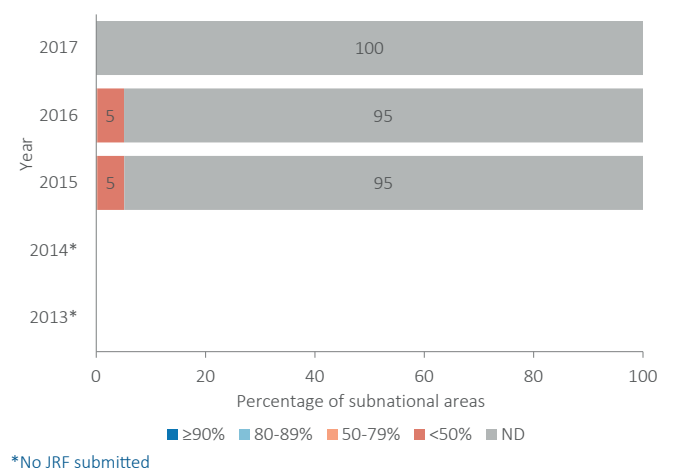
Number of reported diphtheria, tetanus and pertussis cases^e and DTP3 coverage estimates^d, 2013-2017



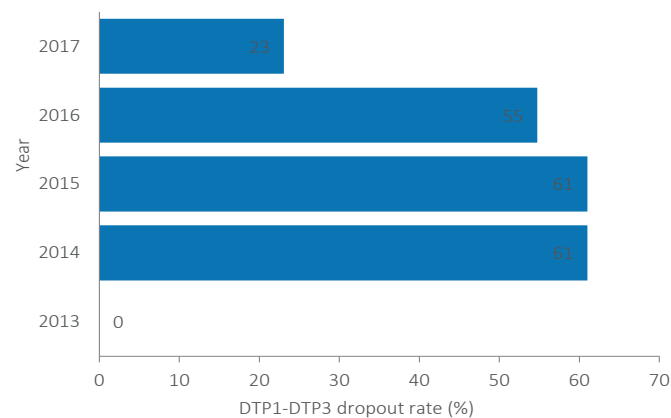
Reported target population, reported number of DTP3 doses administered and DTP3 reported coverage^e, 2013-2017



Percentage of districts by DTP3 reported coverage^e, 2013-2017



DTP1-DTP3 dropout rate, 2013-2017^d



Note: Dropout rate is calculated using WUENIC

Immunization system characteristics, 2017

Sustained access to WHO accredited polio, measles, and rubella laboratories ^h	Yes
NITAG in place that meets six WHO criteria ^e	Yes
National system in place to monitor AEFIs ^e	Yes
Communication plan in place to respond to vaccine safety-related events ^e	No
Vaccine hesitancy assessment performed within last 5 years ^e	Yes
Mandatory proof of immunization at school entry ^e	Yes

Note: The six WHO NITAG criteria are 1. legislative or administrative basis for the advisory group; 2. formal written terms of reference; 3. at least five different areas of expertise represented among core members; 4. at least one meeting per year; 5. circulation of the agenda and background documents at least one week prior to meetings; 6. mandatory disclosure of any conflict of interest

Vaccine stockouts by administrative level^e, 2013-2017

	2013**	2014**	2015	2016	2017
BCG			Both	Both	No
DTP			Both	Both	No
HepB			No	No	No
Hib			National	No	No
Pneumo			NR	NR	NR
Rota			NR	NR	NR
OPV			No	Both	No
IPV			No	No	Subnational
Measles			National	Both	No
HPV	*	*	*	NR	NR
TT			ND	No	No

*Data on HPV stockouts have only been collected in JRF since 2016

**No JRF submitted

Abbreviations

AEFI	Adverse event following immunization	MCV1	measles-mumps-rubella vaccine, first dose
BCG	Bacille Calmette-Guerin vaccine for tuberculosis	MCV2	measles-mumps-rubella vaccine, second dose
CRS	congenital Rubella Syndrome	MMR	measles-mumps-rubella vaccine
DT	diphtheria-tetanus-containing vaccine	ND	Data not available
DTP	diphtheria-tetanus-pertussis-containing vaccine	NITAG	National Immunization Technical Advisory Group
DTP1	diphtheria-tetanus-pertussis-containing vaccine, first dose	NR	Not relevant as vaccine not included in immunization schedule
DTP3	diphtheria-tetanus-pertussis-containing vaccine, third dose	OPV	oral polio vaccine
GNI	Gross national income	PCV	pneumococcal conjugate vaccine
HepB	hepatitis B	PCV3	pneumococcal conjugate vaccine, third dose
HepB3	hepatitis B vaccine, third dose	Pol3	polio-containing vaccine, third dose
HepB-BD	hepatitis B vaccine, birth dose	RCV1	rubella-containing vaccine, first dose
Hib	Haemophilus influenzae type b	Rotac	rotavirus vaccine-complete series
Hib3	Haemophilus influenzae type b vaccine, third dose	Td	tetanus-diphtheria-containing vaccine
HPV	human papillomavirus	TT	tetanus toxoid vaccine
IPV	inactivated polio vaccine	W,M,Y	Weeks, Months, Years
MCV	measles-containing vaccine		

Data sources

- European Regional Commission for Certification of Poliomyelitis eradication (RCC) meeting report: www.euro.who.int/32ndRCC
- European Regional Verification Commission for Measles and Rubella Elimination (RVC) meeting report: www.euro.who.int/7thRVC
- European Vaccine Action Plan 2015-2020 Midterm report
- WHO/UNICEF Estimates of National Immunization Coverage (WUENIC): (http://www.who.int/immunization/monitoring_surveillance/data/en/)
- WHO/UNICEF Joint Reporting Form on immunization (JRF)
- World Population Prospects: The 2017 Revision, New York, United Nations
- World Bank, World Development Indicators
- Polio Laboratory Network: www.euro.who.int/poliolabnetwork & Personal communication based on annual accreditation process of the European Measles and Rubella Laboratory Network

Map disclaimer

† The boundaries and names shown and the designations used on the maps do not imply the expression of any opinion whatsoever on the part of the World Health Organization concerning the legal status of any country, territory, city or area or of its authorities, or concerning the delimitation of its frontiers or boundaries. Dotted and dashed lines on maps represent approximate border lines for which there may not yet be full agreement.