



World Health  
Organization

REGIONAL OFFICE FOR Europe

# Health in prisons: fact sheets for 38 European countries



# **Health in prisons:** fact sheets for 38 European countries

## ABSTRACT

The fact sheets for 38 countries in the WHO European Region present data on prison health systems and services, collected between 2016 and 2017. The purpose of the fact sheets is to present a snapshot of what is currently known about prison health-care systems and services across the European Region. Each fact sheet provides a summary of select indicators belonging to the eight domains of the Health in Prisons European Database (HIPED). The data presented for these indicators are grouped under the following headings: prison population, prison health systems, prison health-care workforce, prison environment and risk factors, disease screening, prevalence of communicable diseases, prevention of infection, treatment and mortality. The content comprises key aspects of prison health that are relevant to national decision-makers. The aim of this work is to improve monitoring and surveillance systems in prisons, and to improve broader health outcomes.

Address requests about publications of the WHO Regional Office for Europe to:

Publications

WHO Regional Office for Europe

UN City, Marmorvej 51

DK-2100 Copenhagen Ø, Denmark

Alternatively, complete an online request form for documentation, health information, or for permission to quote or translate, on the Regional Office website (<http://www.euro.who.int/pubrequest>).

## © World Health Organization 2019

All rights reserved. The Regional Office for Europe of the World Health Organization welcomes requests for permission to reproduce or translate its publications, in part or in full.

The designations employed and the presentation of the material in this publication do not imply the expression of any opinion whatsoever on the part of the World Health Organization concerning the legal status of any country, territory, city or area or of its authorities, or concerning the delimitation of its frontiers or boundaries. Dotted lines on maps represent approximate border lines for which there may not yet be full agreement.

The mention of specific companies or of certain manufacturers' products does not imply that they are endorsed or recommended by the World Health Organization in preference to others of a similar nature that are not mentioned. Errors and omissions exempted, the names of proprietary products are distinguished by initial capital letters.

All reasonable precautions have been taken by the World Health Organization to verify the information contained in this publication. However, the published material is being distributed without warranty of any kind, either express or implied. The responsibility for the interpretation and use of the material lies with the reader. In no event shall the World Health Organization be liable for damages arising from its use. The views expressed by authors, editors, or expert groups do not necessarily represent the decisions or the stated policy of the World Health Organization.

Text editing: Alex Mathieson

Design: Damian Mullan, [soitbegins.co.uk](http://soitbegins.co.uk)

Acknowledgements	v
<b>A GUIDE TO THE COUNTRY FACT SHEETS</b>	<b>1</b>
Background	2
The Health in Prisons European Database (HIPED)	2
Methodology	3
Data collection	3
Data presented in the prison country profiles	4
Calculations	4
Methodological considerations	4
References	5
<b>FACT SHEETS FOR 38 EUROPEAN COUNTRIES</b>	<b>7</b>
Albania	9
Armenia	13
Azerbaijan	17
Belgium	21
Bosnia and Herzegovina	25
Bulgaria	29
Croatia	33
Cyprus	37
Czechia	41
Denmark	45
Estonia	49
Finland	53
France	57
Georgia	61
Iceland	65
Ireland	69
Italy	73
Latvia	77
Lithuania	81
Malta	85
Monaco	89
Montenegro	93
Netherlands	97
Norway	101
Poland	105
Portugal	109
Republic of Moldova	113
Romania	117



**CONTENTS contd**

---

Russian Federation	121
Serbia	125
Slovakia	129
Slovenia	133
Spain	137
Sweden	141
Switzerland	145
Tajikistan	149
United Kingdom of Great Britain and Northern Ireland	153
Ukraine	157

## ACKNOWLEDGEMENTS

This publication was prepared by the Health in Prisons Programme (HIPP) based at the WHO European Office for the Prevention and Control of Noncommunicable Diseases, headed by Dr João Breda, and under the leadership of Dr Bente Mikkelsen, Director of the Division of Noncommunicable Diseases and Promoting Health through the Life-course of the WHO Regional Office for Europe. It draws from the Health in Prisons European Database (HIPED), launched in January 2018 and developed in collaboration with the United Kingdom Collaborating Centre for WHO Health in Prisons Programme at Public Health England and other members of the HIPP Steering Group. Data cleaning and preparation of the fact sheets was done with the support of the Justice Health Unit, Centre for Health Equity, Melbourne School of Population and Global Health, University of Melbourne, Australia.

Special thanks are given to Dr Lisa Schölin, consultant, WHO Regional Office for Europe, and Ms Emilia Janca, intern, WHO Regional Office for Europe, and research officer, Justice Health Unit, Centre for Health Equity, Melbourne School of Population and Global Health, University of Melbourne, Australia, for their extensive work in preparing the country fact sheets. Significant contributions, notably in the conceptualization of this publication, were made by Dr Carina Ferreira-Borges, Programme Manager, Health in Prisons Programme and Alcohol and Illicit Drugs, Division of Noncommunicable Diseases and Promoting Health through the Life-course, WHO Regional Office for Europe.

WHO would also like to thank Dr Lars Møller, former Programme Manager, Health in Prisons Programme and Alcohol and Illicit Drugs, WHO European Office for the Prevention and Control of Noncommunicable Diseases, for overseeing the development of the WHO Minimum Public Health Dataset for Prison Health survey.

WHO would also like to thank for their valuable contributions to the preparation of this document: Ms Julie Brummer and Dr Joana Madureira Lima, consultants, WHO Regional Office for Europe; Professor Stuart Kinner, Ms Kathryn Snow and Ms Louise Southalan, Justice Health Unit, Centre for Health Equity, Melbourne School of Population and Global Health, University of Melbourne, Australia; and Dr Éamonn O'Moore and Ms Sunita Stürup-Toft, the United Kingdom Collaborating Centre for WHO Health in Prisons Programme, Public Health England, United Kingdom.

This publication was developed with financial assistance from the Finnish Ministry of Social Affairs and Health.





A guide to  
the country  
fact sheets

## BACKGROUND

More than 1.5 million people are held in European penal institutions, including prisons, on any one day (1). The number of people who pass through European prisons each year is considerably greater. There is overwhelming evidence that people who are incarcerated disproportionately experience complex, co-occurring health problems, including mental illness (2), cognitive disability (3), substance dependence (4), noncommunicable diseases (5), and HIV, tuberculosis, hepatitis C and other infectious diseases (6). The poor health experienced by this population typically occurs in the context of entrenched socioeconomic disadvantage.

While the health of incarcerated people is important in its own right, prison health is also a concern for the whole of society, as prisons are closely linked to communities. Most people in prison return to the community, and many people repeatedly come into contact with both settings. As articulated in the WHO Trenčín Statement (7), the WHO Moscow Declaration on Prison Health as a Part of Public Health (8), the WHO Good Governance for Prison Health Policy Brief (9) and the Conclusions of the WHO International Meeting on Prisons and Health in Lisbon 2017 (10), the good health of people in prison is an important part of broader public health.

According to the United Nations standard minimum rules for the treatment of prisoners (the Nelson Mandela rules) (11), health care in prisons should be at least equivalent to that available in the community. Effective health services and systems in prisons are central to addressing health issues and inequalities, yet in most countries, very little is known about them.

Established in 1995, the WHO Regional Office for Europe Health in Prisons Programme (HIPP) is committed to addressing the health needs of people in prisons, with the aim of integrating the topic into the overall public health agenda.

## THE HEALTH IN PRISONS EUROPEAN DATABASE (HIPED)

Between 2014 and 2016, the WHO Regional Office for Europe HIPP led the development of the WHO Minimum Public Health Dataset for Prison Health survey on prison health systems and services. Partners involved in this process included the HIPP Steering Group, which comprises the United Kingdom Collaborating Centre for the WHO Health in Prisons Programme (supported and hosted by Public Health England), the European Monitoring Centre for Drugs and Drug Addiction, the United Nations Office on Drugs and Crime, AFEW International, the European Federation for Prison Health, the International Committee of the Red Cross, Penal Reform International, representatives from the Netherlands, Slovenia, Spain and Switzerland, the European Centre for Disease Prevention and Control, and the Pompidou Group of the Council of Europe.

During 2016 and 2017, the WHO Regional Office for Europe invited national focal points from the 53 Member States of the WHO European Region to complete the survey in consultation with their prison health authorities. Data for the 39 countries that completed the survey data-collection process were launched online in January 2018 via the Global Health Observatory (<http://apps.who.int/gho/data/node.prisons>). The HIPED represents one of the first attempts to provide comparable data on prison health systems in the WHO European Region and lays a promising foundation for future work to generate comprehensive and comparable data on prison health both in Europe and globally.

The HIPED contains data on indicators grouped into eight key domains:

1. prison population demographics
2. prison health-care systems
3. prison environment
4. risk factors for disease
5. disease screening
6. prevention of communicable diseases
7. treatment
8. mortality.

Thirty-eight European country fact sheets are presented in this publication. These report data on select indicators across the eight health domains to present a snapshot of what is currently known about prison health-care systems and services across the European Region, as well as gaps in data-collection and reporting. This constitutes a first step towards improving monitoring and surveillance systems in prisons and represents a major milestone in improving health for all. The content areas covered comprise key aspects of prison health, which are of relevance to national decision-makers, researchers, clinicians and anyone with an interest in prison health.

The findings presented in this document will inform future efforts to improve prison health data-collection and reporting across the European Region, with the aim of addressing health inequities at population level.

## **METHODOLOGY**

---

### **DATA COLLECTION**

The information presented in this publication represents a regional data-collection effort on health systems and services in prisons in the European Region. The intentions of the project were to demonstrate the feasibility of the process, set a benchmark for future data-collection and reporting processes, and inform future iterations of the survey to enable progressive improvement in the quality of the data. It represents the first step in developing a sustainable monitoring and surveillance system in prisons using comparable data.

Letters of invitation were sent to WHO focal points in the ministries of health of 53 Member States during 2016, with responses received from 41. Of the 41 countries who responded to the invitation to participate and provided some data, 39 completed the survey data-collection process. Where prison health services are not under the authority of the ministry of health, invitations were forwarded to the responsible ministry (such as interior or justice). Between October 2016 and August 2017, the national focal point nominated by the relevant ministry from each participating Member State then submitted the survey to the Regional Office, liaising with other national experts, agencies or ministries as required.

The first phase of data validation occurred between May 2017 and September 2017 and the second in February 2018, following the initial production of the country fact sheets. Data cleaning began in August 2017 and the data have since been subject to ongoing data cleaning and validation processes. Data validation has been conducted in cooperation with the national focal points.

## DATA PRESENTED IN THE PRISON COUNTRY PROFILES

These country fact sheets include the majority of indicators included in the WHO Minimum Public Health Dataset for Prison Health survey. The data for all indicators are available in the HIPED, which is subject to continuous updating, cleaning and validation to ensure that the data presented are as accurate as possible.

Information regarding national population numbers for 2014, 2015 and 2016, and income group and gross national income per capita for 2016, were accessed via the World Bank open dataset (12).

The response "No national data" refers to responses for which Member States have indicated that they do not have data for the indicator of interest or in the format required by the HIPED. "Missing" refers to data that were not provided and for which no explanation was given, or to data that were identified as out of range and that could not be resolved through logic checks. "Not applicable" refers to responses that did not apply to Member States based on a previous response.

A number of countries, including those that reported "No national data" where data were not available in the HIPED format, have provided more detailed information for indicators in comment variables online in the HIPED.

## CALCULATIONS

The percentages of each prison subpopulation (the people who are unsentenced, female, under 18 years of age or over 55 years of age) reported were calculated using the total daily number of each subgroup and the total daily number of prisoners. Similarly, occupancy levels were calculated using the total daily number of prisoners and the total daily capacity as the numerator and denominator respectively. The percentage of deaths in prison by suicide was calculated using the total number of suicides as the numerator and the total number of deaths as the denominator.

The incarceration rate per 100 000 for each year (2014, 2015 and 2016) was calculated using the total daily number of prisoners and total population data obtained from the World Bank open dataset (12). Rates of health-care staff and physicians per 1000 prisoners were calculated using the average daily number of total staff and the total daily number of prisoners.

Where the numerator and denominator provided for the same year were available, these numbers were used for calculations. Where it was not possible to use data for the same year, the most recent year was used, unless there was reason to suspect that this would affect the estimate (for instance, if the available numerator was from 2008 and the available denominator from 2016). Where internal inconsistencies in the data or out-of-range values were identified, these were resolved through logic checks. In the rare instances where these issues could not be resolved, a conservative approach of not reporting data for that indicator was adopted.

## METHODOLOGICAL CONSIDERATIONS

Decisions were made regarding the presentation of non-national data. A number of participating Member States are federations of states, or consist of devolved states, which in some cases led to the reporting of

data at subnational level. Solutions to this were determined on a case-by-case basis. Where possible, the way in which subnational data were presented was determined in collaboration with national focal points. Where this was not possible, responses were coded as “No national data”. This was the case for Germany, which consequently does not have a fact sheet included as part of this publication.

In the case of the United Kingdom, data for England and Wales were reported where national data were missing or unable to be provided. The rationale behind this decision was that most of the prison population exists in these areas. In the instances where data submitted present results of a research study or a survey using a representative sample, this has been noted as “No national data”, with the information available in HIPED.

## REFERENCES<sup>1</sup>

1. Walmsley R. World prison population list: 12th edition. London: International Centre for Prison Studies, Kings College; 2018 ([http://www.prisonstudies.org/sites/default/files/resources/downloads/wppl\\_12.pdf](http://www.prisonstudies.org/sites/default/files/resources/downloads/wppl_12.pdf), accessed 8 November 2018).
2. Fazel S, Danesh J. Serious mental disorder in 23 000 prisoners: a systematic review of 62 surveys. *Lancet* 2002;359(9306):545–50.
3. Fazel S, Xenitidis K, Powell J. The prevalence of intellectual disabilities among 12 000 prisoners — a systematic review. *Int J Law Psychiatry* 2008;31(4):369–73.
4. Fazel S, Bains P, Doll H. Substance abuse and dependence in prisoners: a systematic review. *Addiction* 2006;101(2):181–91.
5. Herbert K, Plugge E, Foster C, Doll H. Prevalence of risk factors for non-communicable diseases in prison populations worldwide: a systematic review. *Lancet* 2012;379(9830):1975–82.
6. Dolan K, Wirtz A, Moazen B, Ndeffo-Mbah M, Galvani A, Kinner SA et al. Global burden of HIV, viral hepatitis, and tuberculosis in prisoners and detainees. *Lancet* 2016;388(10049):1089–102.
7. Trenčín statement on prisons and mental health. Copenhagen: WHO Regional Office for Europe; 2007 ([http://www.euro.who.int/\\_\\_data/assets/pdf\\_file/0006/99006/E91402.pdf?ua=1](http://www.euro.who.int/__data/assets/pdf_file/0006/99006/E91402.pdf?ua=1)).
8. Moscow Declaration on Prison Health as Part of Public Health. Copenhagen: WHO Regional Office for Europe; 2003 (<http://www.euro.who.int/en/health-topics/health-determinants/prisons-and-health/publications/pre-2005/moscow-declaration-on-prison-health-as-part-of-public-health>).
9. Good governance for prison health in the 21st century. A policy brief on the organization of prison health. Copenhagen: WHO Regional Office for Europe; 2013 (<http://www.euro.who.int/en/publications/abstracts/good-governance-for-prison-health-in-the-21st-century.-a-policy-brief-on-the-organization-of-prison-health-2013>).
10. Conclusions of the WHO International Meeting on Prisons and Health Lisbon 2017. Copenhagen: WHO Regional Office for Europe; 2017 ([http://www.euro.who.int/\\_\\_data/assets/pdf\\_file/0004/365971/Lisbon-conclusions.pdf?ua=1](http://www.euro.who.int/__data/assets/pdf_file/0004/365971/Lisbon-conclusions.pdf?ua=1)).
11. United Nations standard minimum rules for the treatment of prisoners (the Nelson Mandela rules). Vienna: United Nations Office on Drugs and Crime, Justice Section; 2015 ([https://www.unodc.org/documents/justice-and-prison-reform/GA-RESOLUTION/E\\_ebook.pdf](https://www.unodc.org/documents/justice-and-prison-reform/GA-RESOLUTION/E_ebook.pdf)).
12. Population, total. In: World Bank Open Data [online database]. Washington (DC): World Bank; 2018 (<https://data.worldbank.org/indicator/sp.pop.totl>, accessed 24 October 2018).

<sup>1</sup> All weblinks accessed 24 October 2018, unless otherwise indicated.







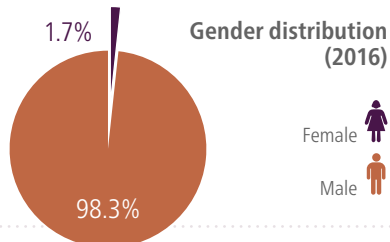
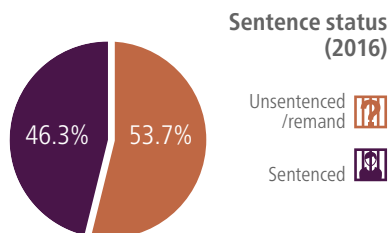
Fact sheets for 38  
European countries



## PRISON POPULATION

	2014	2015	2016
<b>Total capacity</b>	4 537	5 484	5 484
<b>Total daily number of prisoners</b>	5 897	5 803	5 449
<b>Occupancy level (%)</b>	130	106	99
<b>Incarceration rate<sup>a</sup></b>	204	201	189

<sup>a</sup> Per 100 000 of national population (population 2014: 2 889 104; 2015: 2 880 703; 2016: 2 876 101).



Number (%) of prisoners who are:  
 under 18 years (2016): **71 (1.3)**  
 over 55 years (2016): **721 (13.2)**  
 racial/ethnic minorities (2016): **87 (1.6)**

## PRISON HEALTH SYSTEMS

### Prison health-care governance

<b>Authority of prison health-care systems</b>	Ministry of Health or public health authorities; Ministry of Justice; health-care department of the prison system
<b>Administrative authority for prison health-care budget</b>	Ministry of Health or public health authorities; Ministry of Justice; health-care department of the prison system
<b>Health services funding source</b>	State budget; Ministry of Health or public health authorities; Ministry of Justice; compulsory health insurance; other
<b>National health-care complaints system</b>	Exists and available to prisoners

Ministry of Health or other public health authority has direct or indirect responsibility for the following

<b>Authorization of prison health services</b>	No	<b>Inspection of medical documentation</b>	No
<b>Assessment of prison health services</b>	No	<b>Inspection of prison hygiene, nutrition, living conditions</b>	Yes
<b>Prevention of infectious diseases</b>	No		



9 HEALTH IN PRISONS FACT SHEET

## PRISON HEALTH-CARE WORKFORCE

### Number of health-care staff<sup>ab</sup>

<b>Total health-care staff</b>	259
<b>Physicians</b>	44
<b>Psychiatrists</b>	4
<b>Psychologists</b>	10
<b>Dentists</b>	19

### Health-care staff per 1 000 prisoners<sup>a</sup>

<b>Total health-care staff</b>	47.5
<b>Physicians</b>	8.1

<sup>a</sup> 2016. <sup>b</sup> Including external service providers and on the basis of full-time equivalents.

Pharmacists:  
in all prisons

Dental hygienists and/or oral health promoters:  
in more than half of prisons



## PRISON ENVIRONMENT AND RISK FACTORS

Smoke-free cells	In all prisons
Drug-free units available	In all prisons
Number of prisoners in drug-free units <sup>a</sup>	141
Meals produced in centralized kitchen for sentenced prisoners	In all prisons
Urine or sputum screening for illicit drug use	Testing is not mandatory (not available)
Number of prisoners tested for illicit drugs	No national data
Screening for harmful use of alcohol	No
Screening for severe mental health disorders	In all prisons

<sup>a</sup> 2016.

## DISEASE SCREENING

HIV testing on or close to reception <sup>a</sup>	Testing is not mandatory (available)
Number (%) tested for HIV on or close to reception <sup>b</sup>	8 (missing)
Screening for sexually transmitted infections (STIs) on or close to reception	In more than half of prisons
Hepatitis B testing on or close to reception	Testing is not mandatory (available)
Hepatitis C testing on or close to reception <sup>a</sup>	Testing is not mandatory (available)
Screening for oral health problems on or close to reception	In all prisons



Number (%) of prisoners who are:  
current injecting drug users: no national data  
ever injecting drug users: no national data

<sup>a</sup> The organization Stop Aids has offered testing in some prisons. <sup>b</sup> 2016.

## PREVALENCE OF COMMUNICABLE DISEASES

### Hepatitis C virus (HCV) in prisoners<sup>ab</sup>

Percentage tested for anti-HCV (% of tests positive)	Missing
Percentage tested for HCV RNA (% of tests positive)	Missing (11.8)

### Tuberculosis (TB) in prisoners<sup>cd</sup>

Number (%) tested for new or relapse TB	12 (missing)
Number tested for multidrug-resistant (MDR)-TB	Missing
Number diagnosed with new or relapse TB	7
Number diagnosed with MDR-TB	1
Number with new or relapse TB tested for HIV	1
Number with new or relapse TB diagnosed with HIV	1

### HIV and STIs in prisoners<sup>c</sup>

	Male	Female
Number (%) of HIV tests positive <sup>e</sup>	7 (missing)	1 (missing)
Number (%) with syphilis	2 (missing)	0 (0)
Number (%) with chlamydia	0 (0)	0 (0)

<sup>a</sup> 2015. <sup>b</sup> Only in some prisons. <sup>c</sup> 2016. <sup>d</sup> All prisoners. <sup>e</sup> All prison receptions.

## PREVENTION OF INFECTION

Condoms available/free of charge <sup>a</sup>	In fewer than half of prisons/yes
Lubricants available/free of charge	No/not applicable
Disinfectants for syringes, razors, tattoo equipment etc. available/free of charge	No/not applicable
Needle/syringe exchange programmes for prisoners who inject drugs implemented	No
Non-supervised family/partner visits possible (including the possibility for sexual intercourse)	In more than half of prisons
Full vaccination course against hepatitis B in prisons	Not available

<sup>a</sup> Only organizations offer such services.

Links between prison health system and community health systems for treatment:  
yes



## TREATMENT

### Mental health and drug dependence

<b>Access to mental health support</b>	In all prisons
<b>Diversion to mental health treatment available following screening</b>	In all prisons
<b>Number of prisoners receiving opioid substitution therapy (OST)<sup>a</sup></b>	141
<b>Prisoners for whom OST is available</b>	Sentenced prisoners and those in pre-trial detention

### Communicable diseases in prisoners<sup>a</sup>

<b>Number receiving antiretroviral HIV treatment</b>	8
<b>Number receiving antiviral treatment for hepatitis C</b>	1
<b>Number who completed TB treatment</b>	7

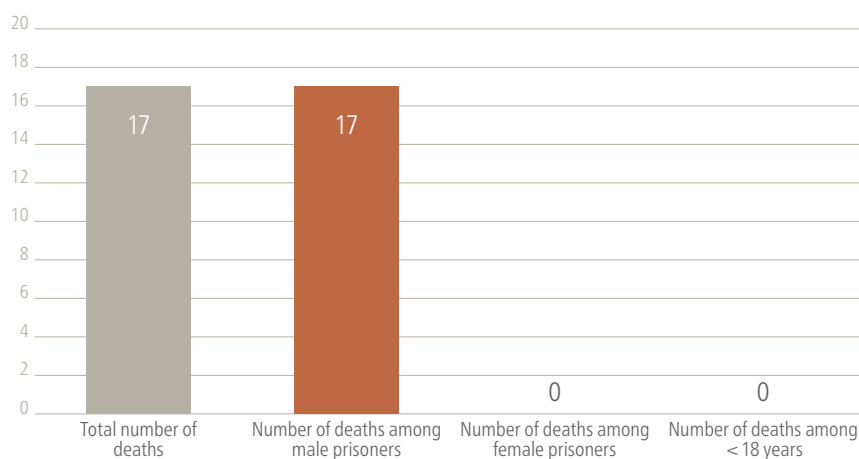
<sup>a</sup>2016.

## MORTALITY

<b>Death rate (per 1 000 prisoners)<sup>a</sup></b>	3.1
<b>Number (%) of deaths by suicide<sup>a</sup></b>	1 (5.9)



### Deaths<sup>a</sup>



<sup>a</sup>2016.

### Reference

1. Population, total. In: World Bank Open Data [online database]. Washington (DC): World Bank; 2018 (<https://data.worldbank.org/indicator/sp.pop.totl>, accessed 24 October 2018).

### World Health Organization Regional Office for Europe

UN City, Marmorvej 51, DK-2100 Copenhagen Ø, Denmark

Tel: +45 45 33 70 00 Fax: +45 45 33 70 01

Email: [eurocontact@who.int](mailto:eurocontact@who.int)

Website: [www.euro.who.int](http://www.euro.who.int)

### Available treatment for drug dependence

<b>Opioid maintenance (OST)</b>	Missing
<b>Detoxification with opioid agonists</b>	Missing
<b>Detoxification without opioid agonists</b>	No
<b>Mutual support/self-help</b>	No
<b>Other psychosocial treatment</b>	No

National guidelines on prevention of post-release drug-related death:

yes

National guidelines on treatment of severe mental health disorders in prison:

yes



## PRISON POPULATION

	2014	2015	2016
<b>Total capacity</b>	No national data	No national data	No national data
<b>Total daily number of prisoners</b>	No national data	No national data	No national data
<b>Occupancy level (%)</b>	Not applicable	Not applicable	Not applicable
<b>Incarceration rate</b>	Not applicable	Not applicable	Not applicable

No national data

### Sentence status

Unsented /remand 

Sented 

### Gender distribution

Female 

Male 

No national data

Number (%) of prisoners who are:  
under 18 years: no national data

over 55 years: no national data

racial/ethnic minorities: no national data

## PRISON HEALTH SYSTEMS

### Prison health-care governance

<b>Authority of prison health-care systems</b>	Ministry of Health or public health authorities; Ministry of Justice
<b>Administrative authority for prison health-care budget</b>	Ministry of Health or public health authorities; Ministry of Justice
<b>Health services funding source</b>	State budget
<b>National health-care complaints system</b>	No national data

Ministry of Health or other public health authority has direct or indirect responsibility for the following

<b>Authorization of prison health services</b>	No	<b>Inspection of medical documentation</b>	No
<b>Assessment of prison health services</b>	No	<b>Inspection of prison hygiene, nutrition, living conditions</b>	No
<b>Prevention of infectious diseases</b>	No		



# Armenia

**Population**  
2 924 816

**Income group**  
Lower-middle

**Gross national income per capita**  
US\$ 3 770 <sup>(1)</sup>

13 HEALTH IN PRISONS FACT SHEET

## PRISON HEALTH-CARE WORKFORCE

### Number of health-care staff<sup>a</sup>

<b>Total health-care staff</b>	No national data
<b>Physicians</b>	No national data
<b>Psychiatrists</b>	No national data
<b>Psychologists</b>	No national data
<b>Dentists</b>	No national data

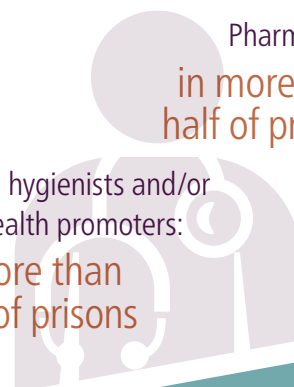
### Health-care staff per 1 000 prisoners

<b>Total health-care staff</b>	No national data
<b>Physicians</b>	No national data

<sup>a</sup> Including external service providers and on the basis of full-time equivalents.

Pharmacists:  
in more than  
half of prisons

Dental hygienists and/or  
oral health promoters:  
in more than  
half of prisons





## PRISON ENVIRONMENT AND RISK FACTORS

Smoke-free cells	No national data
Drug-free units available	In more than half of prisons
Number of prisoners in drug-free units	No national data
Meals produced in centralized kitchen for sentenced prisoners	In all prisons
Urine or sputum screening for illicit drug use	No national data
Number of prisoners tested for illicit drugs	No national data
Screening for harmful use of alcohol	No national data
Screening for severe mental health disorders	No national data

## DISEASE SCREENING

HIV testing on or close to reception	No national data
Number (%) tested for HIV on or close to reception	No national data
Screening for sexually transmitted infections (STIs) on or close to reception	No national data
Hepatitis B testing on or close to reception	No national data
Hepatitis C testing on or close to reception	No national data
Screening for oral health problems on or close to reception	No national data



Number (%) of prisoners who are:  
 current injecting drug users: no national data  
 ever injecting drug users: no national data

## PREVALENCE OF COMMUNICABLE DISEASES

### Hepatitis C virus (HCV) in prisoners

Percentage tested for anti-HCV (% of tests positive)	Not applicable
Percentage tested for HCV RNA (% of tests positive)	Not applicable

### Tuberculosis (TB) in prisoners

Number (%) tested for new or relapse TB	No national data
Number tested for multidrug-resistant (MDR)-TB	No national data
Number diagnosed with new or relapse TB	No national data
Number diagnosed with MDR-TB	No national data
Number with new or relapse TB tested for HIV	No national data
Number with new or relapse TB diagnosed with HIV	No national data

### HIV and STIs in prisoners

	Male	Female
Number (%) of HIV tests positive	No national data	No national data
Number (%) with syphilis	No national data	No national data
Number (%) with chlamydia	No national data	No national data

## PREVENTION OF INFECTION

Condoms available/free of charge	In all prisons/yes
Lubricants available/free of charge	In all prisons/yes
Disinfectants for syringes, razors, tattoo equipment etc. available/free of charge	In all prisons/yes
Needle/syringe exchange programmes for prisoners who inject drugs implemented	In all prisons
Non-supervised family/partner visits possible (including the possibility for sexual intercourse)	In all prisons
Full vaccination course against hepatitis B in prisons	Offered to at-risk groups

Links between prison health system and community health systems for treatment:  
 yes

## TREATMENT

### Mental health and drug dependence

<b>Access to mental health support</b>	No national data
<b>Diversion to mental health treatment available following screening</b>	Not applicable
<b>Number of prisoners receiving opioid substitution therapy (OST)</b>	No national data
<b>Prisoners for whom OST is available</b>	Sentenced prisoners and those in pre-trial detention

### Communicable diseases in prisoners

<b>Number receiving antiretroviral HIV treatment</b>	No national data
<b>Number receiving antiviral treatment for hepatitis C</b>	No national data
<b>Number who completed TB treatment</b>	No national data

### Available treatment for drug dependence

<b>Opioid maintenance (OST)</b>	Yes
<b>Detoxification with opioid agonists</b>	No
<b>Detoxification without opioid agonists</b>	No
<b>Mutual support/self-help</b>	No
<b>Other psychosocial treatment</b>	No

National guidelines on prevention of post-release drug-related death:

yes

National guidelines on treatment of severe mental health disorders in prison:

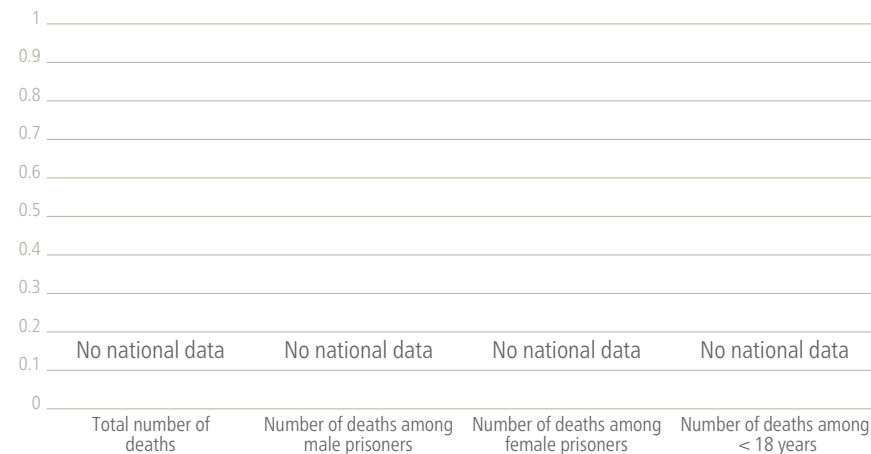
yes

## MORTALITY

<b>Death rate (per 1 000 prisoners)</b>	Not applicable
<b>Number (%) of deaths by suicide</b>	No national data



### Deaths



### Reference

1. Population, total. In: World Bank Open Data [online database]. Washington (DC): World Bank; 2018 (<https://data.worldbank.org/indicator/sp.pop.totl>, accessed 24 October 2018).

### World Health Organization Regional Office for Europe

UN City, Marmorvej 51, DK-2100 Copenhagen Ø, Denmark  
 Tel: +45 45 33 70 00 Fax: +45 45 33 70 01  
 Email: [eurocontact@who.int](mailto:eurocontact@who.int)  
 Website: [www.euro.who.int](http://www.euro.who.int)



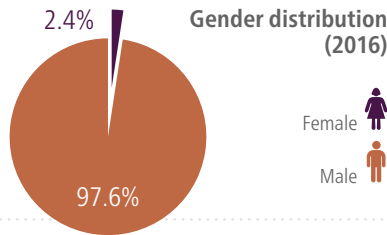
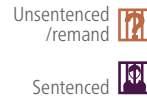
## PRISON POPULATION

	2014	2015	2016
<b>Total capacity</b>	No national data	No national data	No national data
<b>Total daily number of prisoners</b>	18 861	20 434	20 860
<b>Occupancy level (%)</b>	Not applicable	Not applicable	Not applicable
<b>Incarceration rate<sup>a</sup></b>	198	212	214

<sup>a</sup> Per 100 000 of national population (population 2014: 9 535 079; 2015: 9 649 341; 2016: 9 757 812).



### Sentence status



Number (%) of prisoners who are:  
 under 18 years (2016): 24 (0.1)  
 over 55 years: no national data  
 racial/ethnic minorities: no national data

## PRISON HEALTH SYSTEMS

### Prison health-care governance

<b>Authority of prison health-care systems</b>	Health-care department of the prison system
<b>Administrative authority for prison health-care budget</b>	Other <sup>a</sup>
<b>Health services funding source</b>	State budget
<b>National health-care complaints system</b>	Exists and available to prisoners

Ministry of Health or other public health authority has direct or indirect responsibility for the following

<b>Authorization of prison health services</b>	No	<b>Inspection of medical documentation</b>	No
<b>Assessment of prison health services</b>	No	<b>Inspection of prison hygiene, nutrition, living conditions</b>	No
<b>Prevention of infectious diseases</b>	No		

<sup>a</sup> Main medical management.



## PRISON HEALTH-CARE WORKFORCE

### Number of health-care staff<sup>ab</sup>

<b>Total health-care staff</b>	297
<b>Physicians</b>	176
<b>Psychiatrists</b>	28
<b>Psychologists</b>	No national data
<b>Dentists</b>	20

### Health-care staff per 1 000 prisoners<sup>a</sup>

<b>Total health-care staff</b>	14.2
<b>Physicians</b>	8.4

<sup>a</sup> 2016. <sup>b</sup> Including external service providers and on the basis of full-time equivalents.

Pharmacists:  
in fewer than  
half of prisons

Dental hygienists and/or  
oral health promoters:  
in all prisons



## PRISON ENVIRONMENT AND RISK FACTORS

Smoke-free cells	In all prisons
Drug-free units available	No national data
Number of prisoners in drug-free units	Not applicable
Meals produced in centralized kitchen for sentenced prisoners	In all prisons
Urine or sputum screening for illicit drug use	No national data
Number of prisoners tested for illicit drugs	No national data
Screening for harmful use of alcohol	No
Screening for severe mental health disorders	Yes

## DISEASE SCREENING

HIV testing on or close to reception	Testing is not mandatory (routinely offered – opt-out)
Number (%) tested for HIV on or close to reception <sup>a</sup>	5 034 (missing)
Screening for sexually transmitted infections (STIs) on or close to reception	No
Hepatitis B testing on or close to reception	Testing is not mandatory (routinely offered – opt-out)
Hepatitis C testing on or close to reception	Testing is not mandatory (routinely offered – opt-out)
Screening for oral health problems on or close to reception	In all prisons



Number (%) of prisoners who are:  
 current injecting drug users: no national data  
 ever injecting drug users:<sup>ab</sup> 2 798 (13.4)

<sup>a</sup> 2016. <sup>b</sup> Sentenced prison receptions only.

## PREVALENCE OF COMMUNICABLE DISEASES

### Hepatitis C virus (HCV) in prisoners<sup>ab</sup>

Percentage tested for anti-HCV (% of tests positive)	Missing (91)
Percentage tested for HCV RNA (% of tests positive)	No national data

### Tuberculosis (TB) in prisoners<sup>ac</sup>

Number (%) tested for new or relapse TB	15 073 (72)
Number tested for multidrug-resistant (MDR)-TB	15 073
Number diagnosed with new or relapse TB	254
Number diagnosed with MDR-TB	43
Number with new or relapse TB tested for HIV	321
Number with new or relapse TB diagnosed with HIV	50

### HIV and STIs in prisoners<sup>a</sup>

	Male	Female
Number (%) of HIV tests positive <sup>b</sup>	96 (0.46)	4 (0.02)
Number (%) with syphilis	16 (0.07)	2 (0.01)
Number (%) with chlamydia	No national data	No national data

<sup>a</sup> 2016. <sup>b</sup> All prison receptions. <sup>c</sup> All prisoners.

## PREVENTION OF INFECTION

Condoms available/free of charge	In all prisons/yes
Lubricants available/free of charge	In all prisons/yes
Disinfectants for syringes, razors, tattoo equipment etc. available/free of charge	No/not applicable
Needle/syringe exchange programmes for prisoners who inject drugs implemented	No
Non-supervised family/partner visits possible (including the possibility for sexual intercourse)	In all prisons
Full vaccination course against hepatitis B in prisons	Not available to prisoners

Links between prison health system and community health systems for treatment:

no

## TREATMENT

### Mental health and drug dependence

<b>Access to mental health support</b>	In all prisons
<b>Diversion to mental health treatment available following screening</b>	In all prisons
<b>Number of prisoners receiving opioid substitution therapy (OST)</b>	No national data
<b>Prisoners for whom OST is available</b>	Not applicable

### Communicable diseases in prisoners<sup>a</sup>

<b>Number receiving antiretroviral HIV treatment</b>	344
<b>Number receiving antiviral treatment for hepatitis C</b>	No national data
<b>Number who completed TB treatment</b>	321

<sup>a</sup>2016.

### Available treatment for drug dependence

<b>Opioid maintenance (OST)</b>	No
<b>Detoxification with opioid agonists</b>	No
<b>Detoxification without opioid agonists</b>	Yes
<b>Mutual support/self-help</b>	No
<b>Other psychosocial treatment</b>	Yes

National guidelines on prevention of post-release drug-related death:

no

National guidelines on treatment of severe mental health disorders in prison:

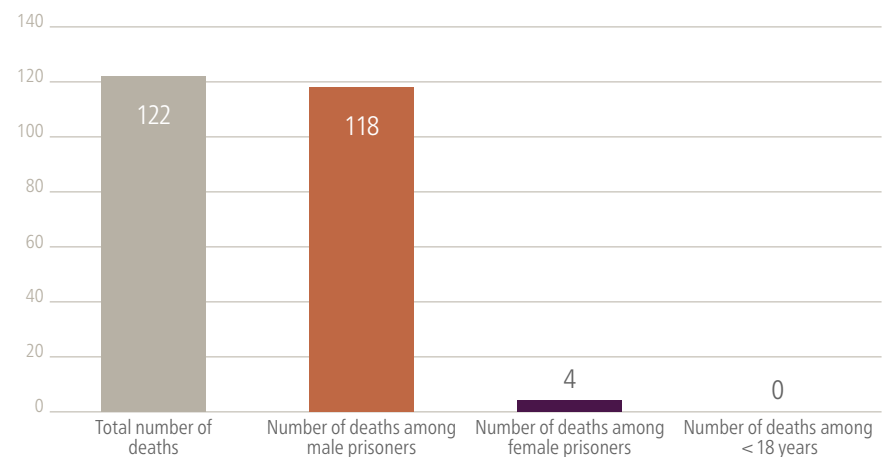
yes

## MORTALITY

<b>Death rate (per 1 000 prisoners)<sup>a</sup></b>	5.8
<b>Number (%) of deaths by suicide<sup>a</sup></b>	4 (3.3)



### Deaths<sup>a</sup>



<sup>a</sup>2016.

### Reference

1. Population, total. In: World Bank Open Data [online database]. Washington (DC): World Bank; 2018 (<https://data.worldbank.org/indicator/sp.pop.totl>, accessed 24 October 2018).

### World Health Organization Regional Office for Europe

UN City, Marmorvej 51, DK-2100 Copenhagen Ø, Denmark

Tel: +45 45 33 70 00 Fax: +45 45 33 70 01

Email: [eurocontact@who.int](mailto:eurocontact@who.int)

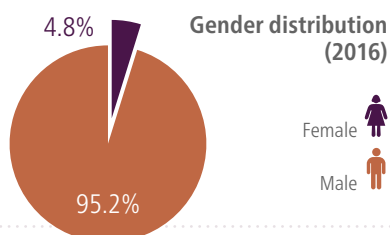
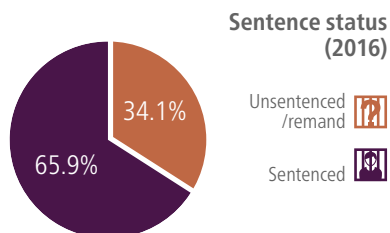
Website: [www.euro.who.int](http://www.euro.who.int)



## PRISON POPULATION

	2014	2015	2016
<b>Total capacity</b>	9 592	10 182	10 173
<b>Total daily number of prisoners</b>	11 423	11 273	10 792
<b>Occupancy level (%)</b>	119	111	106
<b>Incarceration rate<sup>a</sup></b>	102	100	95

<sup>a</sup> Per 100 000 of national population (population 2014: 11 209 057; 2015: 11 274 196; 2016: 11 331 422).



Number (%) of prisoners who are:  
 under 18 years (2016): 13 (0.1)  
 over 55 years (2016): 818 (7.6)  
 racial/ethnic minorities: no national data

## PRISON HEALTH SYSTEMS

### Prison health-care governance

<b>Authority of prison health-care systems</b>	Ministry of Justice
<b>Administrative authority for prison health-care budget</b>	Ministry of Justice
<b>Health services funding source</b>	Ministry of Justice
<b>National health-care complaints system</b>	Exists and available to prisoners

Ministry of Health or other public health authority has direct or indirect responsibility for the following

<b>Authorization of prison health services</b>	No	<b>Inspection of medical documentation</b>	No
<b>Assessment of prison health services</b>	No	<b>Inspection of prison hygiene, nutrition, living conditions</b>	No
<b>Prevention of infectious diseases</b>	Yes		



## PRISON HEALTH-CARE WORKFORCE

### Number of health-care staff<sup>ab</sup>

<b>Total health-care staff</b>	500
<b>Physicians</b>	207
<b>Psychiatrists</b>	40
<b>Psychologists</b>	19
<b>Dentists</b>	31

### Health-care staff per 1 000 prisoners<sup>ac</sup>

<b>Total health-care staff</b>	46.3
<b>Physicians</b>	19.2

<sup>a</sup> 2017. <sup>b</sup> Including external service providers and on the basis of full-time equivalents. <sup>c</sup> The numerator is 2017 data and the denominator 2016 data.

Pharmacists:  
in all prisons

Dental hygienists and/or oral health promoters:  
not working in prisons





## PRISON ENVIRONMENT AND RISK FACTORS

Smoke-free cells	No
Drug-free units available	In fewer than half of prisons
Number of prisoners in drug-free units <sup>a</sup>	50
Meals produced in centralized kitchen for sentenced prisoners	In all prisons
Urine or sputum screening for illicit drug use	Testing is not mandatory (available)
Number of prisoners tested for illicit drugs	No national data
Screening for harmful use of alcohol	No
Screening for severe mental health disorders	No

<sup>a</sup>2017.

## DISEASE SCREENING

HIV testing on or close to reception	Testing is not mandatory (available)
Number (%) tested for HIV on or close to reception <sup>a</sup>	No national data
Screening for sexually transmitted infections (STIs) on or close to reception	In all prisons
Hepatitis B testing on or close to reception	Testing is not mandatory (available)
Hepatitis C testing on or close to reception	Testing is not mandatory (available)
Screening for oral health problems on or close to reception	No



Number (%) of prisoners who are:  
current injecting drug users: no national data  
ever injecting drug users: no national data

## PREVALENCE OF COMMUNICABLE DISEASES

### Hepatitis C virus (HCV) in prisoners

Percentage tested for anti-HCV (% of tests positive)	No national data
Percentage tested for HCV RNA (% of tests positive)	No national data

### Tuberculosis (TB) in prisoners<sup>ab</sup>

Number (%) tested for new or relapse TB	No national data
Number tested for multidrug-resistant (MDR)-TB	25
Number diagnosed with new or relapse TB	21
Number diagnosed with MDR-TB	0
Number with new or relapse TB tested for HIV	No national data
Number with new or relapse TB diagnosed with HIV	3

### HIV and STIs in prisoners

	Male	Female
Number (%) of HIV tests positive	No national data	No national data
Number (%) with syphilis	No national data	No national data
Number (%) with chlamydia	No national data	No national data

<sup>a</sup>2016. <sup>b</sup>All prisoners.

## PREVENTION OF INFECTION

Condoms available/free of charge	In all prisons/yes
Lubricants available/free of charge	In all prisons/yes
Disinfectants for syringes, razors, tattoo equipment etc. available/free of charge	No/not applicable
Needle/syringe exchange programmes for prisoners who inject drugs implemented	No
Non-supervised family/partner visits possible (including the possibility for sexual intercourse)	In all prisons
Full vaccination course against hepatitis B in prisons	Available on request (opt-in)

Links between prison health system and community health systems for treatment:

no

## TREATMENT

### Mental health and drug dependence

<b>Access to mental health support</b>	In all prisons
<b>Diversion to mental health treatment available following screening</b>	Not applicable
<b>Number of prisoners receiving opioid substitution therapy (OST)<sup>a</sup></b>	686
<b>Prisoners for whom OST is available</b>	Sentenced prisoners and those in pre-trial detention

### Communicable diseases in prisoners<sup>b</sup>

<b>Number receiving antiretroviral HIV treatment</b>	57
<b>Number receiving antiviral treatment for hepatitis C</b>	4
<b>Number who completed TB treatment</b>	No national data

<sup>a</sup> 2016. <sup>b</sup> 2017.

### Available treatment for drug dependence

<b>Opioid maintenance (OST)</b>	Yes
<b>Detoxification with opioid agonists</b>	Yes
<b>Detoxification without opioid agonists</b>	Yes
<b>Mutual support/self-help</b>	No
<b>Other psychosocial treatment</b>	No

National guidelines on prevention of post-release drug-related death:

yes

National guidelines on treatment of severe mental health disorders in prison:

no

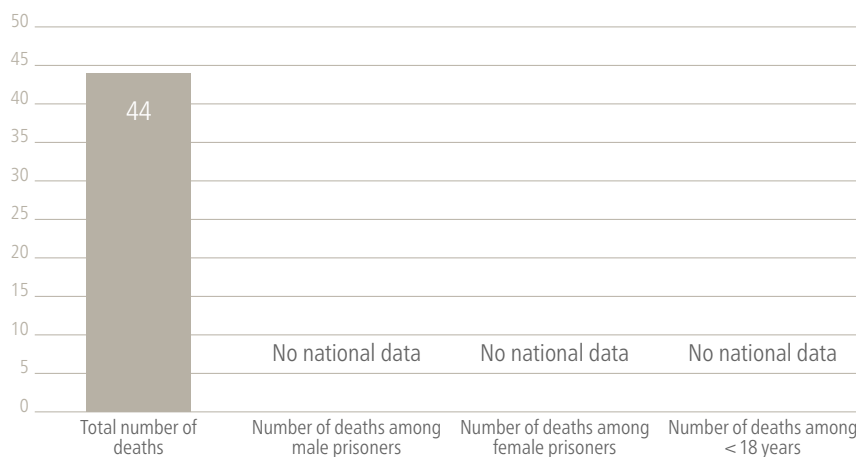
## MORTALITY

**Death rate (per 1 000 prisoners)<sup>a</sup>** 3.9

**Number (%) of deaths by suicide<sup>a</sup>** 16 (36.4)



### Deaths<sup>a</sup>



<sup>a</sup> 2015.

### Reference

1. Population, total. In: World Bank Open Data [online database]. Washington (DC): World Bank; 2018 (<https://data.worldbank.org/indicator/sp.pop.totl>, accessed 24 October 2018).

### World Health Organization Regional Office for Europe

UN City, Marmorvej 51, DK-2100 Copenhagen Ø, Denmark

Tel: +45 45 33 70 00 Fax: +45 45 33 70 01

Email: [eurocontact@who.int](mailto:eurocontact@who.int)

Website: [www.euro.who.int](http://www.euro.who.int)

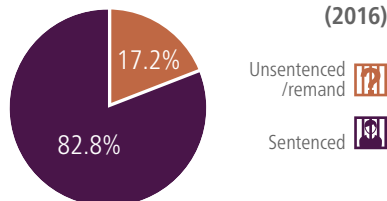


## PRISON POPULATION

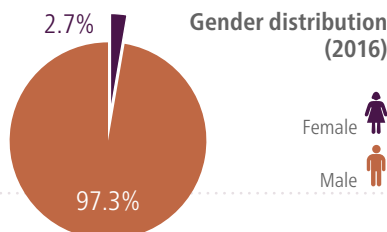
	2014	2015	2016
<b>Total capacity</b>	3 327	3 407	3 362
<b>Total daily number of prisoners</b>	2 728	2 628	2 525
<b>Occupancy level (%)</b>	82	77	75
<b>Incarceration rate<sup>a</sup></b>	77	74	72

<sup>a</sup> Per 100 000 of national population (population 2014: 3 566 002; 2015: 3 535 961; 2016: 3 516 816).

### Sentence status (2016)



### Gender distribution (2016)



Number (%) of prisoners who are:  
 under 18 years (2016): 4 (0.2)  
 over 55 years (2016):<sup>a</sup> 164 (missing)  
 racial/ethnic minorities (2016):<sup>a</sup> 10 (missing)

<sup>a</sup> Data for Republika Srpska. There are insufficient or no data available for the Federation of Bosnia and Herzegovina.

## PRISON HEALTH SYSTEMS

### Prison health-care governance

<b>Authority of prison health-care systems</b>	Ministry of Justice
<b>Administrative authority for prison health-care budget</b>	Ministry of Justice, other <sup>a</sup>
<b>Health services funding source</b>	Ministry of Justice, other <sup>a</sup>
<b>National health-care complaints system</b>	Exists and available to prisoners <sup>b</sup>

Ministry of Health or other public health authority has direct or indirect responsibility for the following

<b>Authorization of prison health services</b>	No	<b>Inspection of medical documentation</b>	No
<b>Assessment of prison health services</b>	No	<b>Inspection of prison hygiene, nutrition, living conditions</b>	Yes
<b>Prevention of infectious diseases</b>	Yes		

<sup>a</sup> The Ministry of Justice in Federation of Bosnia and Herzegovina is responsible for funding and administration, while prisons have their own budget in Republika Srpska. <sup>b</sup> This exists in Federation of Bosnia and Herzegovina but not in Republika Srpska.



# Bosnia and Herzegovina

**Population**  
3 516 816

**Income group**  
Upper-middle

**Gross national income per capita**  
US\$ 4 940<sup>(1)</sup>

25 HEALTH IN PRISONS FACT SHEET

## PRISON HEALTH-CARE WORKFORCE

### Number of health-care staff<sup>ab</sup>

<b>Total health-care staff</b>	40
<b>Physicians</b>	8
<b>Psychiatrists</b>	2
<b>Psychologists</b>	5
<b>Dentists</b>	1

### Health-care staff per 1 000 prisoners<sup>a</sup>

<b>Total health-care staff</b>	15.8
<b>Physicians</b>	3.2

<sup>a</sup> 2016. <sup>b</sup> Including external service providers and on the basis of full-time equivalents.

Pharmacists:  
not working  
in prisons

Dental hygienists and/or  
oral health promoters:  
no national data



## PRISON ENVIRONMENT AND RISK FACTORS

<b>Smoke-free cells</b>	In all prisons
<b>Drug-free units available</b>	No
<b>Number of prisoners in drug-free units</b>	Not applicable
<b>Meals produced in centralized kitchen for sentenced prisoners</b>	In all prisons
<b>Urine or sputum screening for illicit drug use</b>	Testing is mandatory for certain subgroups <sup>a</sup>
<b>Number of prisoners tested for illicit drugs<sup>b</sup></b>	128
<b>Screening for harmful use of alcohol</b>	No
<b>Screening for severe mental health disorders</b>	Yes <sup>c</sup>

<sup>a</sup> For those who are registered drug users. <sup>b</sup> 2016. <sup>c</sup> Screening occurs in all prisons in Republika Srpska and in more than half of prisons in Federation of Bosnia and Herzegovina.

## DISEASE SCREENING

<b>HIV testing on or close to reception</b>	Testing is not mandatory (available)
<b>Number (%) tested for HIV on or close to reception<sup>ab</sup></b>	2 (0.1)
<b>Screening for sexually transmitted infections (STIs) on or close to reception</b>	Yes <sup>c</sup>
<b>Hepatitis B testing on or close to reception</b>	Testing is not mandatory (available)
<b>Hepatitis C testing on or close to reception</b>	Testing is not mandatory (available)
<b>Screening for oral health problems on or close to reception</b>	Yes <sup>c</sup>



Number (%) of prisoners who are:  
 current injecting drug users: no national data  
 ever injecting drug users: no national data

<sup>a</sup> 2016. <sup>b</sup> Data are for Federation of Bosnia and Herzegovina (there is no information available for Republika Srpska). <sup>c</sup> Screening occurs in all prisons in Republika Srpska. There is no screening in Federation of Bosnia and Herzegovina.

## PREVALENCE OF COMMUNICABLE DISEASES

### Hepatitis C virus (HCV) in prisoners

<b>Percentage tested for anti-HCV (% of tests positive)</b>	No national data
<b>Percentage tested for HCV RNA (% of tests positive)</b>	No national data

### Tuberculosis (TB) in prisoners

<b>Number (%) tested for new or relapse TB</b>	No national data
<b>Number tested for multidrug-resistant (MDR)-TB</b>	No national data
<b>Number diagnosed with new or relapse TB</b>	No national data
<b>Number diagnosed with MDR-TB</b>	No national data
<b>Number with new or relapse TB tested for HIV</b>	No national data
<b>Number with new or relapse TB diagnosed with HIV</b>	No national data

### HIV and STIs in prisoners

	Male	Female
<b>Number (%) of HIV tests positive</b>	No national data	No national data
<b>Number (%) with syphilis<sup>a</sup></b>	3 (0.11)	0 (0)
<b>Number (%) with chlamydia<sup>bc</sup></b>	0 (0)	0 (0)

<sup>a</sup> 2016. <sup>b</sup> Data are for Republika Srpska (there is no information available for Federation of Bosnia and Herzegovina). <sup>c</sup> Reference year missing.

## PREVENTION OF INFECTION

<b>Condoms available/free of charge</b>	In more than half of prisons /yes
<b>Lubricants available/free of charge</b>	In more than half of prisons /yes
<b>Disinfectants for syringes, razors, tattoo equipment etc. available/free of charge</b>	No/not applicable
<b>Needle/syringe exchange programmes for prisoners who inject drugs implemented</b>	No
<b>Non-supervised family/partner visits possible (including the possibility for sexual intercourse)</b>	In all prisons
<b>Full vaccination course against hepatitis B in prisons</b>	Not available to prisoners



Links between prison health system and community health systems for treatment:  
 yes

## TREATMENT

### Mental health and drug dependence

<b>Access to mental health support</b>	Yes <sup>a</sup>
<b>Availability of diversion to mental health treatment</b>	In all prisons
<b>Number of prisoners receiving opioid substitution therapy (OST)<sup>bc</sup></b>	44
<b>Prisoners for whom OST is available<sup>c</sup></b>	Sentenced prisoners only

### Communicable diseases in prisoners

<b>Number receiving antiretroviral HIV treatment<sup>bd</sup></b>	1
<b>Number receiving antiviral treatment for hepatitis C</b>	No national data
<b>Number who completed TB treatment</b>	No national data

<sup>a</sup>In all prisons in Federation of Bosnia and Herzegovina, and in fewer than half of prisons in Republika Srpska. <sup>b</sup>2017. <sup>c</sup>Data are for Federation of Bosnia and Herzegovina (substitution treatment not available in Republika Srpska). <sup>d</sup>Data are for Federation of Bosnia and Herzegovina (no information available for Republika Srpska).

### Available treatment for drug dependence

<b>Opioid maintenance (OST)<sup>a</sup></b>	Yes
<b>Detoxification with opioid agonists</b>	Missing
<b>Detoxification without opioid agonists<sup>a</sup></b>	Yes
<b>Mutual support/self-help</b>	No
<b>Other psychosocial treatment</b>	No

National guidelines on prevention of post-release drug-related death:  
**yes**

National guidelines on treatment of severe mental health disorders in prison:  
**yes<sup>b</sup>**

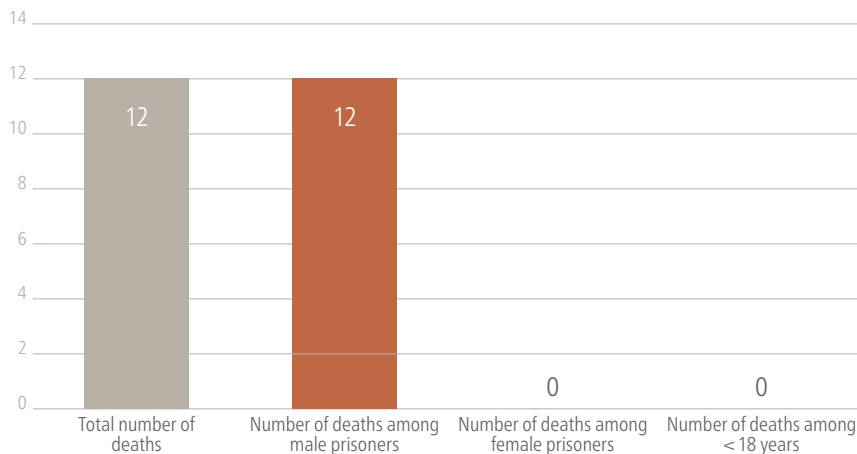
<sup>a</sup>Available in Federation of Bosnia and Herzegovina. <sup>b</sup>There are no guidelines in Federation of Bosnia and Herzegovina.

## MORTALITY

<b>Death rate (per 1 000 prisoners)<sup>a</sup></b>	4.8
<b>Number (%) of deaths by suicide<sup>a</sup></b>	4 (33.3)



### Deaths<sup>a</sup>



<sup>a</sup>2016.

### Reference

1. Population, total. In: World Bank Open Data [online database]. Washington (DC): World Bank; 2018 (<https://data.worldbank.org/indicator/sp.pop.totl>, accessed 24 October 2018).

**World Health Organization  
Regional Office for Europe**

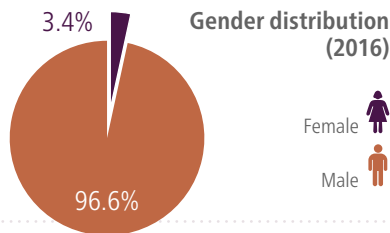
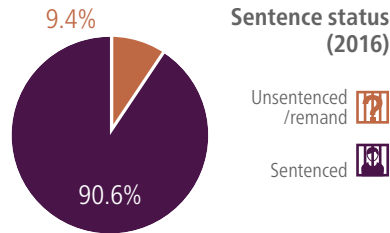
UN City, Marmorvej 51, DK-2100 Copenhagen Ø, Denmark  
Tel: +45 45 33 70 00 Fax: +45 45 33 70 01  
Email: [eurocontact@who.int](mailto:eurocontact@who.int)  
Website: [www.euro.who.int](http://www.euro.who.int)



## PRISON POPULATION

	2014	2015	2016
<b>Total capacity</b>	No national data	No national data	8 127
<b>Total daily number of prisoners</b>	8 530	7 640	7 302
<b>Occupancy level (%)</b>	Not applicable	Not applicable	90
<b>Incarceration rate<sup>a</sup></b>	118	106	102

<sup>a</sup> Per 100 000 of national population (population 2014: 7 223 938; 2015: 7 177 991; 2016: 7 127 822).



Number (%) of prisoners who are:  
 under 18 years (2016): **46 (0.6)**  
 over 55 years (2016): **898 (12.3)**  
 racial/ethnic minorities: **no national data**

## PRISON HEALTH SYSTEMS

### Prison health-care governance

<b>Authority of prison health-care systems</b>	Ministry of Justice
<b>Administrative authority for prison health-care budget</b>	Ministry of Justice
<b>Health services funding source</b>	Ministry of Justice
<b>National health-care complaints system</b>	No national data

Ministry of Health or other public health authority has direct or indirect responsibility for the following

<b>Authorization of prison health services</b>	No	<b>Inspection of medical documentation</b>	Yes
<b>Assessment of prison health services</b>	No	<b>Inspection of prison hygiene, nutrition, living conditions</b>	No
<b>Prevention of infectious diseases</b>	No		



## PRISON HEALTH-CARE WORKFORCE

### Number of health-care staff<sup>ab</sup>

<b>Total health-care staff</b>	90
<b>Physicians</b>	27
<b>Psychiatrists</b>	2
<b>Psychologists</b>	28
<b>Dentists</b>	Missing

### Health-care staff per 1 000 prisoners<sup>a</sup>

<b>Total health-care staff</b>	12.3
<b>Physicians</b>	3.7

<sup>a</sup> 2016. <sup>b</sup> Including external service providers and on the basis of full-time equivalents.

Pharmacists:  
in fewer than half of prisons

Dental hygienists and/or oral health promoters:  
in more than half of prisons




## PRISON ENVIRONMENT AND RISK FACTORS

Smoke-free cells	In all prisons
Drug-free units available	No
Number of prisoners in drug-free units	Not applicable
Meals produced in centralized kitchen for sentenced prisoners	In all prisons
Urine or sputum screening for illicit drug use	Testing is not mandatory (available)
Number of prisoners tested for illicit drugs	No national data
Screening for harmful use of alcohol	In all prisons
Screening for severe mental health disorders	In all prisons

## DISEASE SCREENING

HIV testing on or close to reception	Testing is not mandatory (available)
Number (%) tested for HIV on or close to reception <sup>a</sup>	1 751 (24)
Screening for sexually transmitted infections (STIs) on or close to reception	In all prisons
Hepatitis B testing on or close to reception	Testing is not mandatory <sup>b</sup>
Hepatitis C testing on or close to reception	Testing is not mandatory <sup>b</sup>
Screening for oral health problems on or close to reception	In all prisons



Number (%) of prisoners who are:  
current injecting drug users: no national data  
ever injecting drug users:<sup>a</sup> 576 (missing)

<sup>a</sup> 2016. <sup>b</sup> Offered by a nongovernmental organization.

## PREVALENCE OF COMMUNICABLE DISEASES

### Hepatitis C virus (HCV) in prisoners

Percentage tested for anti-HCV (% of tests positive)	No national data
Percentage tested for HCV RNA (% of tests positive)	No national data

### Tuberculosis (TB) in prisoners<sup>ab</sup>

Number (%) tested for new or relapse TB	5 696 (78)
Number tested for multidrug-resistant (MDR)-TB	25
Number diagnosed with new or relapse TB	25
Number diagnosed with MDR-TB	0
Number with new or relapse TB tested for HIV	No national data
Number with new or relapse TB diagnosed with HIV	No national data

### HIV and STIs in prisoners<sup>a</sup>

	Male	Female
Number (%) of HIV tests positive <sup>c</sup>	2 (0.03)	0 (0)
Number (%) with syphilis	16 (0.23)	0 (0)
Number (%) with chlamydia	No national data	No national data

<sup>a</sup> 2016. <sup>b</sup> Sentenced prisoners only. <sup>c</sup> Sentenced prison receptions only.

## PREVENTION OF INFECTION

Condoms available/free of charge	In all prisons/yes
Lubricants available/free of charge	In all prisons/yes
Disinfectants for syringes, razors, tattoo equipment etc. available/free of charge	In all prisons/no
Needle/syringe exchange programmes for prisoners who inject drugs implemented	In fewer than half of prisons
Non-supervised family/partner visits possible (including the possibility for sexual intercourse)	No
Full vaccination course against hepatitis B in prisons	Not available to prisoners

Links between prison health system and community health systems for treatment:  
yes

## TREATMENT

### Mental health and drug dependence

<b>Access to mental health support</b>	In all prisons
<b>Diversion to mental health treatment available following screening</b>	In all prisons
<b>Number of prisoners receiving opioid substitution therapy (OST)<sup>a</sup></b>	14
<b>Prisoners for whom OST is available</b>	Sentenced prisoners only

### Communicable diseases in prisoners

<b>Number receiving antiretroviral HIV treatment</b>	No national data
<b>Number receiving antiviral treatment for hepatitis C</b>	No national data
<b>Number who completed TB treatment<sup>a</sup></b>	25

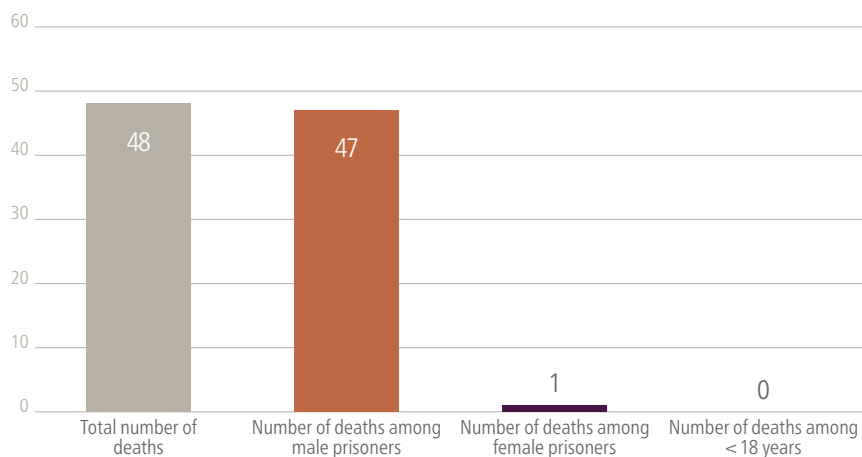
<sup>a</sup>2016.

## MORTALITY

<b>Death rate (per 1 000 prisoners)<sup>a</sup></b>	6.6
<b>Number (%) of deaths by suicide<sup>a</sup></b>	3 (6.2)



### Deaths<sup>a</sup>



<sup>a</sup>2016.

### Reference

1. Population, total. In: World Bank Open Data [online database]. Washington (DC): World Bank; 2018 (<https://data.worldbank.org/indicator/sp.pop.totl>, accessed 24 October 2018).

### World Health Organization Regional Office for Europe

UN City, Marmorvej 51, DK-2100 Copenhagen Ø, Denmark

Tel: +45 45 33 70 00 Fax: +45 45 33 70 01

Email: [eurocontact@who.int](mailto:eurocontact@who.int)

Website: [www.euro.who.int](http://www.euro.who.int)

### Available treatment for drug dependence

<b>Opioid maintenance (OST)</b>	Yes
<b>Detoxification with opioid agonists</b>	Yes
<b>Detoxification without opioid agonists</b>	No
<b>Mutual support/self-help</b>	Yes
<b>Other psychosocial treatment</b>	No

National guidelines on prevention of post-release drug-related death:

no

National guidelines on treatment of severe mental health disorders in prison:

yes

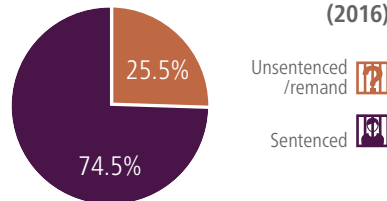


## PRISON POPULATION

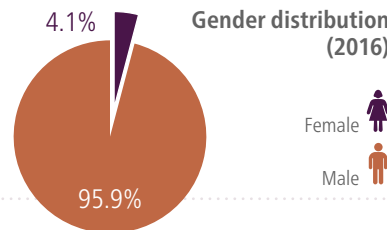
	2014	2015	2016
<b>Total capacity</b>	3 771	3 900	3 900
<b>Total daily number of prisoners</b>	4 346	3 887	3 388
<b>Occupancy level (%)</b>	115	100	87
<b>Incarceration rate<sup>a</sup></b>	103	92	81

<sup>a</sup> Per 100 000 of national population (population 2014: 4 238 389; 2015: 4 203 604; 2016: 4 174 349).

### Sentence status (2016)



### Gender distribution (2016)



Number (%) of prisoners who are:  
under 18 years (2016): **26 (0.8)**

over 55 years: **missing<sup>a</sup>**

racial/ethnic minorities: **no national data**

<sup>a</sup> The Ministry of Justice collects data for the number of prisoners over the age of 60. In 2016, there were 198 people over the age of 60 in prisons.

## PRISON HEALTH SYSTEMS

### Prison health-care governance

<b>Authority of prison health-care systems</b>	Ministry of Justice
<b>Administrative authority for prison health-care budget</b>	Ministry of Justice
<b>Health services funding source</b>	State budget; compulsory health insurance
<b>National health-care complaints system</b>	Exists and available to prisoners

Ministry of Health or other public health authority has direct or indirect responsibility for the following

<b>Authorization of prison health services</b>	No	<b>Inspection of medical documentation</b>	Yes
<b>Assessment of prison health services</b>	No	<b>Inspection of prison hygiene, nutrition, living conditions</b>	Yes
<b>Prevention of infectious diseases</b>	Yes		



# Croatia

**Population**  
4 174 349

**Income group**  
Upper-middle

**Gross national income per capita**  
US\$ 12 290 (1)

33 HEALTH IN PRISONS FACT SHEET

## PRISON HEALTH-CARE WORKFORCE

### Number of health-care staff<sup>a</sup>

<b>Total health-care staff<sup>b</sup></b>	126
<b>Physicians<sup>c</sup></b>	22
<b>Psychiatrists<sup>c</sup></b>	10
<b>Psychologists<sup>c</sup></b>	32
<b>Dentists<sup>c</sup></b>	3

### Health-care staff per 1 000 prisoners

<b>Total health-care staff<sup>b</sup></b>	32.4
<b>Physicians<sup>c</sup></b>	6.5

<sup>a</sup> Including external service providers and on the basis of full-time equivalents. <sup>b</sup> 2015. <sup>c</sup> 2016.

Pharmacists:  
in fewer than  
half of prisons

Dental hygienists and/or  
oral health promoters:  
not working  
in prisons



## PRISON ENVIRONMENT AND RISK FACTORS

Smoke-free cells	In all prisons
Drug-free units available	No
Number of prisoners in drug-free units	Not applicable
Meals produced in centralized kitchen for sentenced prisoners	In all prisons
Urine or sputum screening for illicit drug use	Testing is not mandatory (available)
Number of prisoners tested for illicit drugs <sup>a</sup>	2016
Screening for harmful use of alcohol	In all prisons
Screening for severe mental health disorders	In all prisons

<sup>a</sup>2015.

## DISEASE SCREENING

HIV testing on or close to reception	Testing is not mandatory (available)
Number (%) tested for HIV on or close to reception <sup>a</sup>	935 (24)
Screening for sexually transmitted infections (STIs) on or close to reception	No
Hepatitis B testing on or close to reception	Testing is not mandatory (available)
Hepatitis C testing on or close to reception	Testing is not mandatory (available)
Screening for oral health problems on or close to reception	No



Number (%) of prisoners who are:  
current injecting drug users: no national data  
ever injecting drug users:<sup>ab</sup> 28 (0.72)

<sup>a</sup>2015. <sup>b</sup>Sentenced prison receptions only.

## PREVALENCE OF COMMUNICABLE DISEASES

### Hepatitis C virus (HCV) in prisoners

Percentage tested for anti-HCV (% of tests positive)	No national data
Percentage tested for HCV RNA (% of tests positive)	No national data

### Tuberculosis (TB) in prisoners

Number (%) tested for new or relapse TB	No national data
Number tested for multidrug-resistant (MDR)-TB	No national data
Number diagnosed with new or relapse TB	No national data
Number diagnosed with MDR-TB	No national data
Number with new or relapse TB tested for HIV	No national data
Number with new or relapse TB diagnosed with HIV	No national data

### HIV and STIs in prisoners<sup>a</sup>

	Male	Female
Number (%) of HIV tests positive	No national data	No national data
Number (%) with syphilis	0 (0.0)	0 (0.0)
Number (%) with chlamydia	1 (0.03)	0 (0.0)

<sup>a</sup>2015.

## PREVENTION OF INFECTION

Condoms available/free of charge	In all prisons/no
Lubricants available/free of charge	No/not applicable
Disinfectants for syringes, razors, tattoo equipment etc. available/free of charge	No/not applicable
Needle/syringe exchange programmes for prisoners who inject drugs implemented	No
Non-supervised family/partner visits possible (including the possibility for sexual intercourse)	In more than half of prisons
Full vaccination course against hepatitis B in prisons	Available on request

Links between prison health system and community health systems for treatment:  
yes

## TREATMENT

### Mental health and drug dependence

<b>Access to mental health support</b>	In more than half of prisons
<b>Diversion to mental health treatment available following screening</b>	In all prisons
<b>Number of prisoners receiving opioid substitution therapy (OST)<sup>a</sup></b>	414
<b>Prisoners for whom OST is available</b>	Sentenced prisoners only

### Communicable diseases in prisoners<sup>b</sup>

<b>Number receiving antiretroviral HIV treatment</b>	2
<b>Number receiving antiviral treatment for hepatitis C</b>	1
<b>Number who completed TB treatment</b>	2

<sup>a</sup> 2016. <sup>b</sup> 2015.

### Available treatment for drug dependence

<b>Opioid maintenance (OST)</b>	Yes
<b>Detoxification with opioid agonists</b>	Yes
<b>Detoxification without opioid agonists</b>	Yes
<b>Mutual support/self-help</b>	Yes
<b>Other psychosocial treatment</b>	Yes

National guidelines on prevention of post-release drug-related death:

no

National guidelines on treatment of severe mental health disorders in prison:

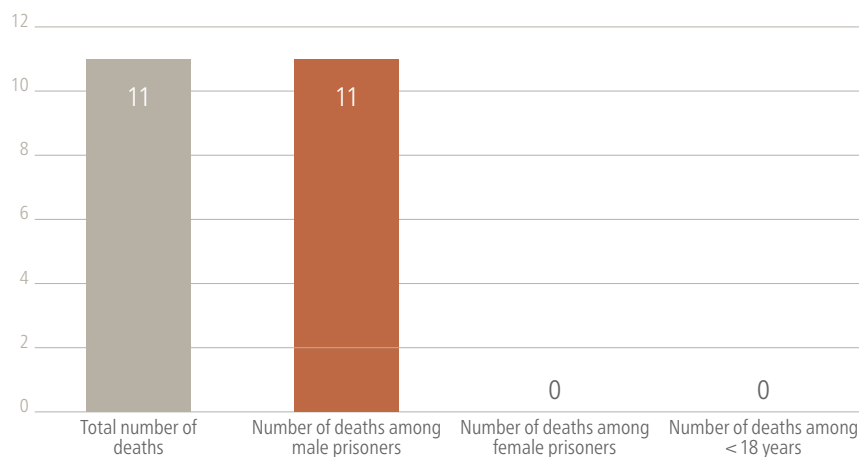
no

## MORTALITY

<b>Death rate (per 1 000 prisoners)<sup>a</sup></b>	2.8
<b>Number (%) of deaths by suicide<sup>a</sup></b>	1 (9.1)



### Deaths<sup>a</sup>



<sup>a</sup> 2015.

### Reference

1. Population, total. In: World Bank Open Data [online database]. Washington (DC): World Bank; 2018 (<https://data.worldbank.org/indicator/sp.pop.totl>, accessed 24 October 2018).

### World Health Organization Regional Office for Europe

UN City, Marmorvej 51, DK-2100 Copenhagen Ø, Denmark

Tel: +45 45 33 70 00 Fax: +45 45 33 70 01

Email: [eurocontact@who.int](mailto:eurocontact@who.int)

Website: [www.euro.who.int](http://www.euro.who.int)



## PRISON POPULATION

	2014	2015	2016
<b>Total capacity</b>	No national data	No national data	No national data
<b>Total daily number of prisoners</b>	No national data	No national data	No national data
<b>Occupancy level (%)</b>	Not applicable	Not applicable	Not applicable
<b>Incarceration rate</b>	Not applicable	Not applicable	Not applicable

No national data

### Sentence status

Unsentenced /remand 

Sentenced 

### Gender distribution

Female 

Male 

No national data

Number (%) of prisoners who are:  
under 18 years: no national data

over 55 years: no national data

racial/ethnic minorities: no national data

## PRISON HEALTH SYSTEMS

### Prison health-care governance

<b>Authority of prison health-care systems</b>	Ministry of Health or public health authorities
<b>Administrative authority for prison health-care budget</b>	Ministry of Health or public health authorities
<b>Health services funding source</b>	Missing
<b>National health-care complaints system</b>	Exists and available to prisoners

Ministry of Health or other public health authority has direct or indirect responsibility for the following

<b>Authorization of prison health services</b>	Yes	<b>Inspection of medical documentation</b>	Yes
<b>Assessment of prison health services</b>	Yes	<b>Inspection of prison hygiene, nutrition, living conditions</b>	Yes
<b>Prevention of infectious diseases</b>	Missing		



**Cyprus**

Population  
1 170 125

Income group  
High

Gross national income per capita  
US\$ 24 320 (1)

37 HEALTH IN PRISONS FACT SHEET

## PRISON HEALTH-CARE WORKFORCE

### Number of health-care staff<sup>a</sup>

<b>Total health-care staff</b>	Missing
<b>Physicians</b>	Missing
<b>Psychiatrists<sup>b</sup></b>	2
<b>Psychologists<sup>c</sup></b>	3
<b>Dentists</b>	Missing

### Health-care staff per 1 000 prisoners

<b>Total health-care staff</b>	Not applicable
<b>Physicians</b>	Not applicable

<sup>a</sup> Including external service providers and on the basis of full-time equivalents. <sup>b</sup> 2014. <sup>c</sup> 2015.

Pharmacists:  
not working  
in prisons

Dental hygienists and/or  
oral health promoters:  
not working  
in prisons






## PRISON ENVIRONMENT AND RISK FACTORS

Smoke-free cells	No national data
Drug-free units available	No national data
Number of prisoners in drug-free units	Not applicable
Meals produced in centralized kitchen for sentenced prisoners	In all prisons
Urine or sputum screening for illicit drug use	Testing is not mandatory
Number of prisoners tested for illicit drugs	Missing
Screening for harmful use of alcohol	In all prisons
Screening for severe mental health disorders	Yes

## DISEASE SCREENING

HIV testing on or close to reception	Missing
Number (%) tested for HIV on or close to reception	Missing
Screening for sexually transmitted infections (STIs) on or close to reception	In all prisons
Hepatitis B testing on or close to reception	Missing
Hepatitis C testing on or close to reception	Missing
Screening for oral health problems on or close to reception	Missing



Number (%) of prisoners who are:  
current injecting drug users: missing  
ever injecting drug users: missing

## PREVALENCE OF COMMUNICABLE DISEASES

### Hepatitis C virus (HCV) in prisoners

Percentage tested for anti-HCV (% of tests positive)	Missing
Percentage tested for HCV RNA (% of tests positive)	Missing

### Tuberculosis (TB) in prisoners

Number (%) tested for new or relapse TB	Missing
Number tested for multidrug-resistant (MDR)-TB	Missing
Number diagnosed with new or relapse TB	Missing
Number diagnosed with MDR-TB	Missing
Number with new or relapse TB tested for HIV	Missing
Number with new or relapse TB diagnosed with HIV	Missing

### HIV and STIs in prisoners

	Male	Female
Number (%) of HIV tests positive	Missing	Missing
Number (%) with syphilis	Missing	Missing
Number (%) with chlamydia	Missing	Missing

## PREVENTION OF INFECTION

Condoms available/free of charge	No/not applicable
Lubricants available/free of charge	No/not applicable
Disinfectants for syringes, razors, tattoo equipment etc. available/free of charge	No national data
Needle/syringe exchange programmes for prisoners who inject drugs implemented	No
Non-supervised family/partner visits possible (including the possibility for sexual intercourse)	No
Full vaccination course against hepatitis B in prisons	Missing

Links between prison health system and community health systems for treatment: missing

## TREATMENT

### Mental health and drug dependence

<b>Access to mental health support</b>	In all prisons
<b>Diversion to mental health treatment available following screening</b>	In all prisons
<b>Number of prisoners receiving opioid substitution therapy (OST)<sup>a</sup></b>	8
<b>Prisoners for whom OST is available</b>	Sentenced prisoners and those in pre-trial detention

### Communicable diseases in prisoners

<b>Number receiving antiretroviral HIV treatment</b>	Missing
<b>Number receiving antiviral treatment for hepatitis C</b>	Missing
<b>Number who completed TB treatment</b>	Missing

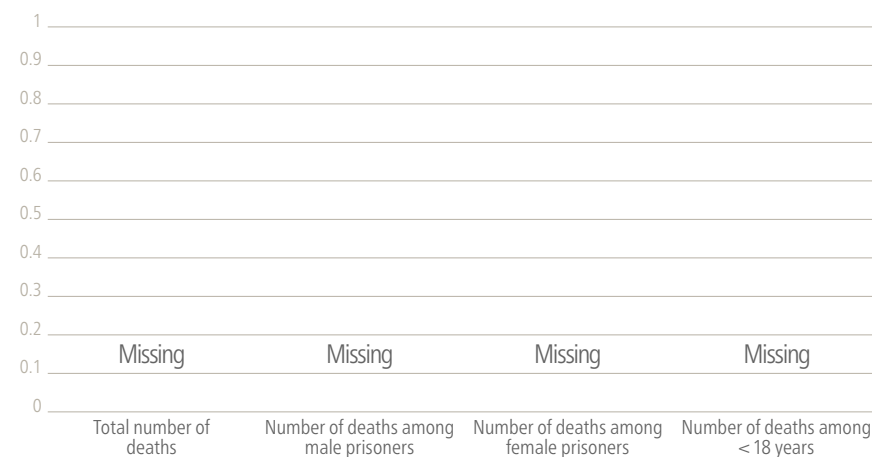
<sup>a</sup>2016.

## MORTALITY

<b>Death rate (per 1 000 prisoners)</b>	Not applicable
<b>Number (%) of deaths by suicide</b>	Missing



### Deaths



### Available treatment for drug dependence

<b>Opioid maintenance (OST)</b>	No
<b>Detoxification with opioid agonists</b>	Yes
<b>Detoxification without opioid agonists</b>	Yes
<b>Mutual support/self-help</b>	No
<b>Other psychosocial treatment</b>	Yes

National guidelines on prevention of post-release drug-related death:

missing

National guidelines on treatment of severe mental health disorders in prison:

yes

## Reference

1. Population, total. In: World Bank Open Data [online database]. Washington (DC): World Bank; 2018 (<https://data.worldbank.org/indicator/sp.pop.totl>, accessed 24 October 2018).

### World Health Organization Regional Office for Europe

UN City, Marmorvej 51, DK-2100 Copenhagen Ø, Denmark

Tel: +45 45 33 70 00 Fax: +45 45 33 70 01

Email: [eurocontact@who.int](mailto:eurocontact@who.int)

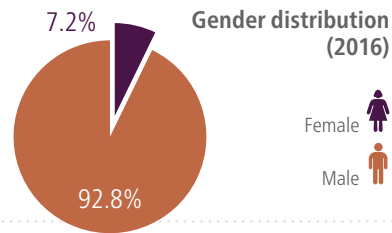
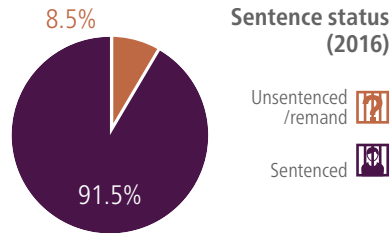
Website: [www.euro.who.int](http://www.euro.who.int)



## PRISON POPULATION

	2014	2015	2016
<b>Total capacity</b>	20 378	20 521	20 670
<b>Total daily number of prisoners</b>	17 680	19 977	22 525
<b>Occupancy level (%)</b>	87	97	109
<b>Incarceration rate<sup>a</sup></b>	168	189	213

<sup>a</sup> Per 100 000 of national population (population 2014: 10 525 347; 2015: 10 546 059; 2016: 10 566 332).



Number (%) of prisoners who are:  
 under 18 years (2016): **98 (0.4)**  
 over 55 years: **no national data**  
 racial/ethnic minorities: **no national data**

## PRISON HEALTH SYSTEMS

### Prison health-care governance

<b>Authority of prison health-care systems</b>	Ministry of Health or public health authorities; health-care department of prison system; other <sup>a</sup>
<b>Administrative authority for prison health-care budget</b>	Ministry of Justice
<b>Health services funding source</b>	Compulsory health insurance
<b>National health-care complaints system</b>	Exists and available to prisoners

Ministry of Health or other public health authority has direct or indirect responsibility for the following

<b>Authorization of prison health services</b>	No	<b>Inspection of medical documentation</b>	Yes
<b>Assessment of prison health services</b>	No	<b>Inspection of prison hygiene, nutrition, living conditions</b>	Yes
<b>Prevention of infectious diseases</b>	No		

<sup>a</sup> Medical services are under the authority of the health-care department of the prison system, but the Ministry of Justice must first provide authorization.



## PRISON HEALTH-CARE WORKFORCE

### Number of health-care staff<sup>a</sup>

<b>Total health-care staff<sup>b</sup></b>	527.9
<b>Physicians<sup>c</sup></b>	44
<b>Psychiatrists<sup>c</sup></b>	8.6
<b>Psychologists</b>	No national data
<b>Dentists<sup>c</sup></b>	21

### Health-care staff per 1 000 prisoners

<b>Total health-care staff<sup>b</sup></b>	26.4
<b>Physicians<sup>c</sup></b>	2

<sup>a</sup> Including external service providers and on the basis of full-time equivalents. <sup>b</sup> 2015. <sup>c</sup> 2016.

Pharmacists:  
**not working in prisons**

Dental hygienists and/or oral health promoters:  
**not working in prisons**



## PRISON ENVIRONMENT AND RISK FACTORS

Smoke-free cells	In all prisons
Drug-free units available	In more than half of prisons
Number of prisoners in drug-free units	Missing
Meals produced in centralized kitchen for sentenced prisoners	In all prisons
Urine or sputum screening for illicit drug use	Testing is mandatory for every prisoner
Number of prisoners tested for illicit drugs	Missing
Screening for harmful use of alcohol	No
Screening for severe mental health disorders	No

## DISEASE SCREENING

HIV testing on or close to reception	Testing is not mandatory (available)
Number (%) tested for HIV on or close to reception	No national data
Screening for sexually transmitted infections (STIs) on or close to reception	In all prisons <sup>a</sup>
Hepatitis B testing on or close to reception	Testing is mandatory for every prisoner
Hepatitis C testing on or close to reception	Testing is mandatory for every prisoner
Screening for oral health problems on or close to reception	In all prisons



Number (%) of prisoners who are:  
current injecting drug users: missing  
ever injecting drug users: no national data

<sup>a</sup>For syphilis only.

## PREVALENCE OF COMMUNICABLE DISEASES

### Hepatitis C virus (HCV) in prisoners

Percentage tested for anti-HCV (% of tests positive)	No national data
Percentage tested for HCV RNA (% of tests positive)	No national data

### Tuberculosis (TB) in prisoners

Number (%) tested for new or relapse TB	No national data
Number tested for multidrug-resistant (MDR)-TB	No national data
Number diagnosed with new or relapse TB	No national data
Number diagnosed with MDR-TB	No national data
Number with new or relapse TB tested for HIV	No national data
Number with new or relapse TB diagnosed with HIV	No national data

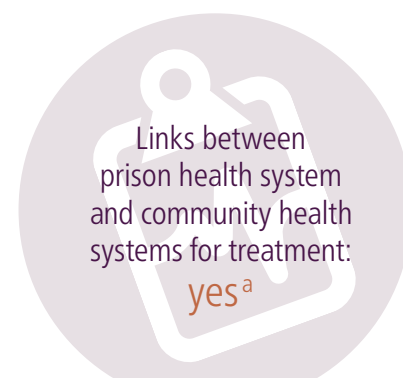
### HIV and STIs in prisoners

	Male	Female
Number (%) of HIV tests positive <sup>ab</sup>	31 (missing)	2 (missing)
Number (%) with syphilis	No national data	No national data
Number (%) with chlamydia	No national data	No national data

<sup>a</sup>All prison receptions. <sup>b</sup>Reference year is missing.

## PREVENTION OF INFECTION

Condoms available/free of charge	In all prisons /no
Lubricants available/free of charge	No/not applicable
Disinfectants for syringes, razors, tattoo equipment etc. available/free of charge	No/not applicable
Needle/syringe exchange programmes for prisoners who inject drugs implemented	No
Non-supervised family/partner visits possible (including the possibility for sexual intercourse)	In more than half of prisons
Full vaccination course against hepatitis B in prisons	Offered to at-risk groups and available on request



<sup>a</sup>HIV treatment is coordinated with HIV centres, which are part of the public health system. Hepatitis treatment is usually provided by public or private providers.

## TREATMENT

### Mental health and drug dependence

<b>Access to mental health support</b>	In all prisons
<b>Diversion to mental health treatment available following screening</b>	Not applicable
<b>Number of prisoners receiving opioid substitution therapy (OST)<sup>a</sup></b>	53
<b>Prisoners for whom OST is available</b>	Sentenced prisoners only

### Communicable diseases in prisoners<sup>a</sup>

<b>Number receiving antiretroviral HIV treatment</b>	33
<b>Number receiving antiviral treatment for hepatitis C</b>	555
<b>Number who completed TB treatment</b>	No national data

<sup>a</sup>2015.

### Available treatment for drug dependence

<b>Opioid maintenance (OST)</b>	Missing
<b>Detoxification with opioid agonists</b>	Missing
<b>Detoxification without opioid agonists</b>	Yes
<b>Mutual support/self-help</b>	No
<b>Other psychosocial treatment</b>	Yes

National guidelines on prevention of post-release drug-related death:

yes

National guidelines on treatment of severe mental health disorders in prison:

no

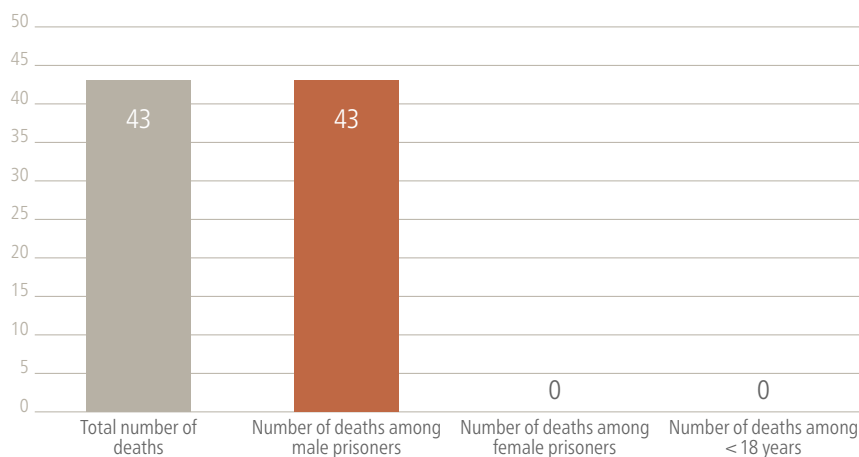
## MORTALITY

**Death rate (per 1 000 prisoners)<sup>a</sup>** 2.2

**Number (%) of deaths by suicide<sup>a</sup>** 10 (23.3)



### Deaths<sup>a</sup>



<sup>a</sup>2015.

### Reference

1. Population, total. In: World Bank Open Data [online database]. Washington (DC): World Bank; 2018 (<https://data.worldbank.org/indicator/sp.pop.totl>, accessed 24 October 2018).

### World Health Organization Regional Office for Europe

UN City, Marmorvej 51, DK-2100 Copenhagen Ø, Denmark

Tel: +45 45 33 70 00 Fax: +45 45 33 70 01

Email: [eurocontact@who.int](mailto:eurocontact@who.int)

Website: [www.euro.who.int](http://www.euro.who.int)

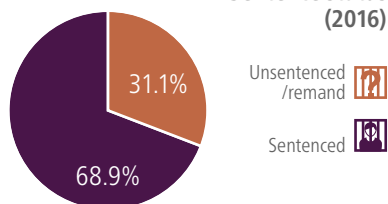


## PRISON POPULATION

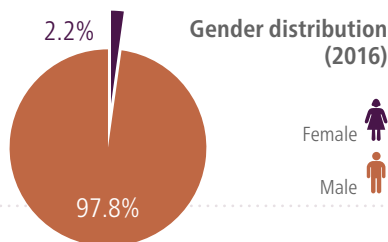
	2014	2015	2016
<b>Total capacity<sup>a</sup></b>	2 279	2 156	2 029
<b>Total daily number of prisoners<sup>b</sup></b>	2 094	1 906	1 843
<b>Occupancy level (%)</b>	92	88	91
<b>Incarceration rate<sup>bc</sup></b>	37	34	32

<sup>a</sup> Only open and closed prisons (not local prisons). <sup>b</sup> Only prisoners and not detainees. <sup>c</sup> Per 100 000 of national population (population 2014: 5 643 475; 2015: 5 683 483; 2016: 5 728 010).

### Sentence status (2016)<sup>(2)</sup>



### Gender distribution (2016)<sup>a</sup>



Number (%) of prisoners who are:  
under 18 years (2016): 8 (0.4)

over 55 years (2016):<sup>a</sup> 250 (13.6)

racial/ethnic minorities (2016):<sup>ab</sup> 348 (18.9)

<sup>a</sup> Only prisoners and not detainees. <sup>b</sup> Refers to people who do not hold Danish citizenship.

## PRISON HEALTH SYSTEMS

### Prison health-care governance

<b>Authority of prison health-care systems</b>	Ministry of Health or public health authorities; health-care department of prison system
<b>Administrative authority for prison health-care budget</b>	Health-care department of prison system
<b>Health services funding source</b>	Ministry of Health or public health authorities; Ministry of Justice
<b>National health-care complaints system</b>	Exists and available to prisoners

Ministry of Health or other public health authority has direct or indirect responsibility for the following

<b>Authorization of prison health services</b>	No	<b>Inspection of medical documentation</b>	Yes
<b>Assessment of prison health services</b>	No	<b>Inspection of prison hygiene, nutrition, living conditions</b>	Yes
<b>Prevention of infectious diseases</b>	No		



## PRISON HEALTH-CARE WORKFORCE

### Number of health-care staff<sup>a</sup>

<b>Total health-care staff</b>	No national data
<b>Physicians</b>	No national data
<b>Psychiatrists<sup>b</sup></b>	7
<b>Psychologists</b>	No national data
<b>Dentists</b>	No national data

### Health-care staff per 1 000 prisoners

<b>Total health-care staff</b>	Not applicable
<b>Physicians</b>	Not applicable

<sup>a</sup> Including external service providers and on the basis of full-time equivalents. <sup>b</sup> 2017.

Pharmacists:  
not working  
in prisons

Dental hygienists and/or  
oral health promoters:  
not working  
in prisons





## PRISON ENVIRONMENT AND RISK FACTORS

Smoke-free cells	In all prisons
Drug-free units available	In fewer than half of prisons
Number of prisoners in drug-free units	No national data
Meals produced in centralized kitchen for sentenced prisoners	In fewer than half of prisons
Urine or sputum screening for illicit drug use	Testing is mandatory for every prisoner
Number of prisoners tested for illicit drugs	No national data
Screening for harmful use of alcohol	In all prisons
Screening for severe mental health disorders	No

## DISEASE SCREENING

HIV testing on or close to reception	Testing is not mandatory (available)
Number (%) tested for HIV on or close to reception	No national data
Screening for sexually transmitted infections (STIs) on or close to reception	No
Hepatitis B testing on or close to reception	Testing is not mandatory (available)
Hepatitis C testing on or close to reception	Testing is not mandatory (available)
Screening for oral health problems on or close to reception	No



Number (%) of prisoners who are:  
 current injecting drug users: no national data  
 ever injecting drug users: no national data

## PREVALENCE OF COMMUNICABLE DISEASES

### Hepatitis C virus (HCV) in prisoners

Percentage tested for anti-HCV (% of tests positive)	No national data
Percentage tested for HCV RNA (% of tests positive)	No national data

### Tuberculosis (TB) in prisoners

Number (%) tested for new or relapse TB	No national data
Number tested for multidrug-resistant (MDR)-TB	No national data
Number diagnosed with new or relapse TB	No national data
Number diagnosed with MDR-TB	No national data
Number with new or relapse TB tested for HIV	No national data
Number with new or relapse TB diagnosed with HIV	No national data

### HIV and STIs in prisoners

	Male	Female
Number (%) of HIV tests positive <sup>a</sup>	No national data (0.2)	No national data
Number (%) with syphilis <sup>b</sup>	0 (0)	0 (0)
Number (%) with chlamydia	No national data	No national data

<sup>a</sup> 2012. <sup>b</sup> 2013.

## PREVENTION OF INFECTION

Condoms available/free of charge	In all prisons /yes
Lubricants available/free of charge	No national data
Disinfectants for syringes, razors, tattoo equipment etc. available/free of charge	In all prisons /yes
Needle/syringe exchange programmes for prisoners who inject drugs implemented	No
Non-supervised family/partner visits possible (including the possibility for sexual intercourse)	In all prisons
Full vaccination course against hepatitis B in prisons	Available on request (opt-in)

Links between prison health system and community health systems for treatment:  
 no national data

## TREATMENT

### Mental health and drug dependence

<b>Access to mental health support</b>	In all prisons
<b>Diversion to mental health treatment available following screening</b>	Not applicable
<b>Number of prisoners receiving opioid substitution therapy (OST)</b>	No national data
<b>Prisoners for whom OST is available</b>	Sentenced prisoners and those in pre-trial detention

### Communicable diseases in prisoners

<b>Number receiving antiretroviral HIV treatment</b>	No national data
<b>Number receiving antiviral treatment for hepatitis C</b>	No national data
<b>Number who completed TB treatment</b>	No national data

### Available treatment for drug dependence

<b>Opioid maintenance (OST)</b>	Yes
<b>Detoxification with opioid agonists</b>	Yes
<b>Detoxification without opioid agonists</b>	No
<b>Mutual support/self-help</b>	Yes
<b>Other psychosocial treatment</b>	Yes

National guidelines on prevention of post-release drug-related death:  
yes

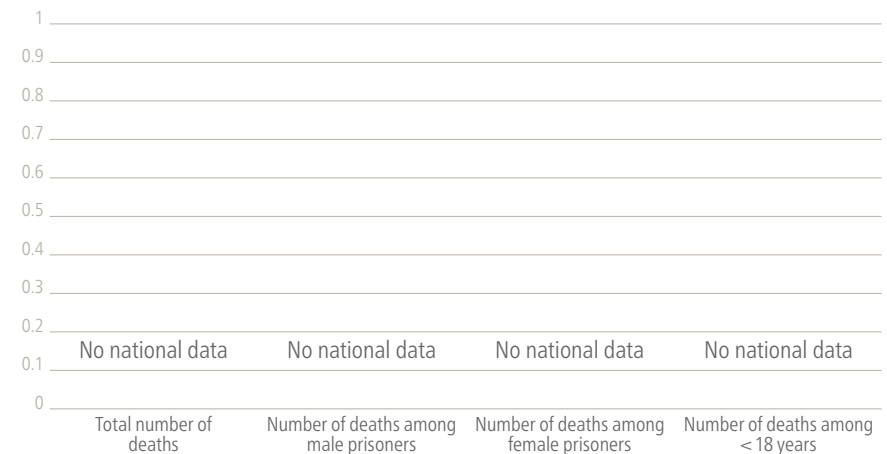
National guidelines on treatment of severe mental health disorders in prison:  
yes

## MORTALITY

<b>Death rate (per 1 000 prisoners)</b>	Not applicable
<b>Number (%) of deaths by suicide</b>	No national data



### Deaths



### References

1. Population, total. In: World Bank Open Data [online database]. Washington (DC): World Bank; 2018 (<https://data.worldbank.org/indicator/sp.pop.totl>, accessed 24 October 2018).
2. Walsmsley R. World pre-trial/remand imprisonment list: third edition. London: International Centre for Prison Studies, Kings College; 2017 ([http://www.prisonstudies.org/sites/default/files/resources/downloads/wptribl\\_3rd\\_edition.pdf](http://www.prisonstudies.org/sites/default/files/resources/downloads/wptribl_3rd_edition.pdf), accessed 24 October 2018).

### World Health Organization Regional Office for Europe

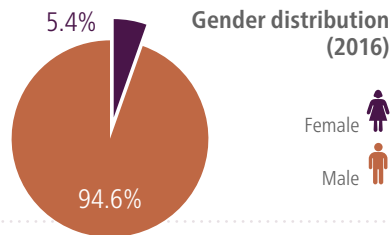
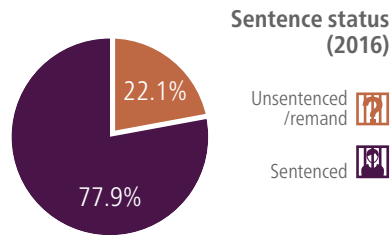
UN City, Marmorvej 51, DK-2100 Copenhagen Ø, Denmark  
Tel: +45 45 33 70 00 Fax: +45 45 33 70 01  
Email: [eurocontact@who.int](mailto:eurocontact@who.int)  
Website: [www.euro.who.int](http://www.euro.who.int)



## PRISON POPULATION

	2014	2015	2016
<b>Total capacity</b>	3 300	3 364	2 916
<b>Total daily number of prisoners</b>	3 026	2 921	2 681
<b>Occupancy level (%)</b>	92	87	92
<b>Incarceration rate<sup>a</sup></b>	230	222	204

<sup>a</sup> Per 100 000 of national population (population 2014: 1 314 545; 2015: 1 315 407; 2016: 1 315 790).



Number (%) of prisoners who are:  
 under 18 years (2016): **23 (0.9)**  
 over 55 years (2016): **110 (4.1)**  
 racial/ethnic minorities: **no national data**

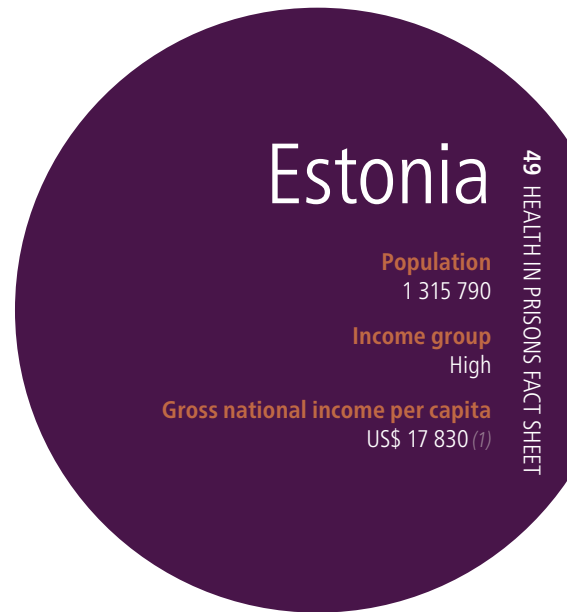
## PRISON HEALTH SYSTEMS

### Prison health-care governance

<b>Authority of prison health-care systems</b>	Ministry of Justice
<b>Administrative authority for prison health-care budget</b>	Ministry of Justice
<b>Health services funding source</b>	Ministry of Justice
<b>National health-care complaints system</b>	Exists and available to prisoners

Ministry of Health or other public health authority has direct or indirect responsibility for the following

<b>Authorization of prison health services</b>	No	<b>Inspection of medical documentation</b>	Yes
<b>Assessment of prison health services</b>	Yes	<b>Inspection of prison hygiene, nutrition, living conditions</b>	Yes
<b>Prevention of infectious diseases</b>	No		



## PRISON HEALTH-CARE WORKFORCE

### Number of health-care staff<sup>ab</sup>

<b>Total health-care staff</b>	99.3
<b>Physicians</b>	14.3
<b>Psychiatrists</b>	3.6
<b>Psychologists</b>	21.8
<b>Dentists</b>	2.1

### Health-care staff per 1 000 prisoners<sup>a</sup>

<b>Total health-care staff</b>	37
<b>Physicians</b>	5.3

<sup>a</sup> 2016. <sup>b</sup> Including external service providers and on the basis of full-time equivalents.

Pharmacists:  
in fewer than  
half of prisons

Dental hygienists and/or  
oral health promoters:  
not working  
in prisons

## PRISON ENVIRONMENT AND RISK FACTORS

Smoke-free cells	In all prisons
Drug-free units available	In all prisons
Number of prisoners in drug-free units <sup>a</sup>	225
Meals produced in centralized kitchen for sentenced prisoners	In more than half of prisons
Urine or sputum screening for illicit drug use	Testing is mandatory for certain subgroups <sup>b</sup>
Number of prisoners tested for illicit drugs	No national data
Screening for harmful use of alcohol	In all prisons
Screening for severe mental health disorders	In all prisons

<sup>a</sup> 2017. <sup>b</sup> For people suspected of illicit drug use and as part of random surveillance.

## PREVALENCE OF COMMUNICABLE DISEASES

### Hepatitis C virus (HCV) in prisoners

Percentage tested for anti-HCV (% of tests positive) <sup>ab</sup>	86.3 (41.1)
Percentage tested for HCV RNA (% of tests positive)	No national data

### Tuberculosis (TB) in prisoners

Number (%) tested for new or relapse TB <sup>acd</sup>	No national data (100)
Number tested for multidrug-resistant (MDR)-TB	No national data
Number diagnosed with new or relapse TB <sup>ac</sup>	14
Number diagnosed with MDR-TB	No national data
Number with new or relapse TB tested for HIV	No national data
Number with new or relapse TB diagnosed with HIV	No national data

### HIV and STIs in prisoners

	Male	Female
Number (%) of HIV tests positive	No national data	No national data
Number (%) with syphilis	No national data	No national data
Number (%) with chlamydia	No national data	No national data

<sup>a</sup> 2015. <sup>b</sup> All prison receptions. <sup>c</sup> All prisoners. <sup>d</sup> Lung X-rays are mandatory and are conducted during the first five days following admission.

## DISEASE SCREENING

HIV testing on or close to reception	Testing is not mandatory (routinely offered – opt-out)
Number (%) tested for HIV on or close to reception	No national data
Screening for sexually transmitted infections (STIs) on or close to reception	In all prisons
Hepatitis B testing on or close to reception	Testing is not mandatory (available)
Hepatitis C testing on or close to reception	Testing is not mandatory (available)
Screening for oral health problems on or close to reception	No



Number (%) of prisoners who are:  
current injecting drug users: no national data  
ever injecting drug users: no national data

## PREVENTION OF INFECTION

Condoms available/free of charge	In all prisons /yes
Lubricants available/free of charge	No/not applicable
Disinfectants for syringes, razors, tattoo equipment etc. available/free of charge	No national data
Needle/syringe exchange programmes for prisoners who inject drugs implemented	No
Non-supervised family/partner visits possible (including the possibility for sexual intercourse)	In all prisons
Full vaccination course against hepatitis B in prisons	Offered to at-risk groups

Links between prison health system and community health systems for treatment:  
yes

## TREATMENT

### Mental health and drug dependence

<b>Access to mental health support</b>	In all prisons
<b>Diversion to mental health treatment available following screening</b>	In all prisons
<b>Number of prisoners receiving opioid substitution therapy (OST)<sup>a</sup></b>	71
<b>Prisoners for whom OST is available</b>	Sentenced prisoners and those in pre-trial detention

### Communicable diseases in prisoners<sup>a</sup>

<b>Number receiving antiretroviral HIV treatment</b>	318
<b>Number receiving antiviral treatment for hepatitis C</b>	66
<b>Number who completed TB treatment</b>	No national data

<sup>a</sup>2016.

### Available treatment for drug dependence

<b>Opioid maintenance (OST)</b>	Yes
<b>Detoxification with opioid agonists</b>	Yes
<b>Detoxification without opioid agonists</b>	Yes
<b>Mutual support/self-help</b>	Yes
<b>Other psychosocial treatment</b>	Yes

National guidelines on prevention of post-release drug-related death:

no

National guidelines on treatment of severe mental health disorders in prison:

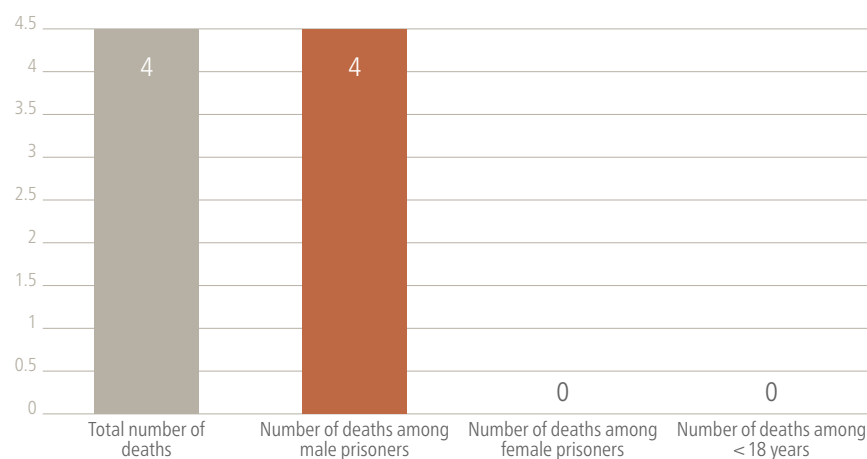
no

## MORTALITY

<b>Death rate (per 1 000 prisoners)<sup>a</sup></b>	1.4
<b>Number (%) of deaths by suicide<sup>a</sup></b>	0 (0)



### Deaths<sup>a</sup>



<sup>a</sup>2015.

### Reference

1. Population, total. In: World Bank Open Data [online database]. Washington (DC): World Bank; 2018 (<https://data.worldbank.org/indicator/sp.pop.totl>, accessed 24 October 2018).

### World Health Organization Regional Office for Europe

UN City, Marmorvej 51, DK-2100 Copenhagen Ø, Denmark

Tel: +45 45 33 70 00 Fax: +45 45 33 70 01

Email: [eurocontact@who.int](mailto:eurocontact@who.int)

Website: [www.euro.who.int](http://www.euro.who.int)

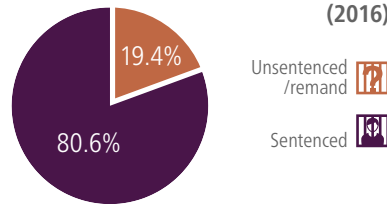


## PRISON POPULATION

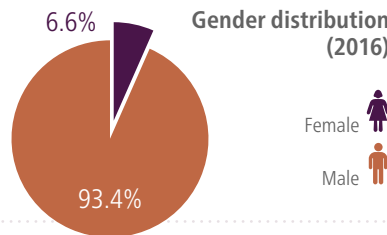
	2014	2015	2016
<b>Total capacity</b>	3 089	3 086	3 079
<b>Total daily number of prisoners</b>	3 011	2 974	3 002
<b>Occupancy level (%)</b>	97	96	97
<b>Incarceration rate<sup>a</sup></b>	55	54	55

<sup>a</sup> Per 100 000 of national population (population 2014: 5 461 512; 2015: 5 479 531; 2016: 5 495 303).

**Sentence status (2016)**



**Gender distribution (2016)**



Number (%) of prisoners who are:  
 under 18 years (2016): **13 (0.4)**  
 over 55 years (2016): **204 (6.8)**  
 racial/ethnic minorities: **no national data**

## PRISON HEALTH SYSTEMS

### Prison health-care governance

<b>Authority of prison health-care systems</b>	Ministry of Health or public health authorities
<b>Administrative authority for prison health-care budget</b>	Ministry of Health or public health authorities
<b>Health services funding source</b>	State budget; Ministry of Health or public health authorities
<b>National health-care complaints system</b>	Exists and available to prisoners

Ministry of Health or other public health authority has direct or indirect responsibility for the following

<b>Authorization of prison health services</b>	Yes	<b>Inspection of medical documentation</b>	Yes
<b>Assessment of prison health services</b>	Yes	<b>Inspection of prison hygiene, nutrition, living conditions</b>	Yes
<b>Prevention of infectious diseases</b>	Yes		



## PRISON HEALTH-CARE WORKFORCE

### Number of health-care staff<sup>ab</sup>

<b>Total health-care staff</b>	183
<b>Physicians</b>	20
<b>Psychiatrists</b>	8
<b>Psychologists</b>	3
<b>Dentists</b>	5

### Health-care staff per 1 000 prisoners<sup>a</sup>

<b>Total health-care staff</b>	61
<b>Physicians</b>	6.7

<sup>a</sup> 2016. <sup>b</sup> Including external service providers and on the basis of full-time equivalents.

Pharmacists:  
in fewer than half of prisons

Dental hygienists and/or oral health promoters:  
in all prisons





## PRISON ENVIRONMENT AND RISK FACTORS

Smoke-free cells	In all prisons
Drug-free units available	In all prisons
Number of prisoners in drug-free units	No national data
Meals produced in centralized kitchen for sentenced prisoners	In more than half of prisons
Urine or sputum screening for illicit drug use	Testing is mandatory for certain subgroups <sup>a</sup>
Number of prisoners tested for illicit drugs	No national data
Screening for harmful use of alcohol	In all prisons
Screening for severe mental health disorders	In all prisons

<sup>a</sup>For those receiving opioid maintenance therapy.

## DISEASE SCREENING

HIV testing on or close to reception	Testing is not mandatory (routinely offered – opt-out)
Number (%) tested for HIV on or close to reception <sup>a</sup>	8 (0.3)
Screening for sexually transmitted infections (STIs) on or close to reception	In all prisons
Hepatitis B testing on or close to reception	Testing is not mandatory (routinely offered – opt-out)
Hepatitis C testing on or close to reception	Testing is not mandatory (routinely offered – opt-out)
Screening for oral health problems on or close to reception	No

<sup>a</sup>2015.



Number (%) of prisoners who are:  
current injecting drug users: no national data  
ever injecting drug users: no national data

## PREVALENCE OF COMMUNICABLE DISEASES

### Hepatitis C virus (HCV) in prisoners

Percentage tested for anti-HCV (% of tests positive) <sup>ab</sup>	Missing (42.3)
Percentage tested for HCV RNA (% of tests positive)	No national data

### Tuberculosis (TB) in prisoners

Number (%) tested for new or relapse TB	No national data
Number tested for multidrug-resistant (MDR)-TB	No national data
Number diagnosed with new or relapse TB <sup>cd</sup>	0
Number diagnosed with MDR-TB	No national data
Number with new or relapse TB tested for HIV	No national data
Number with new or relapse TB diagnosed with HIV	No national data

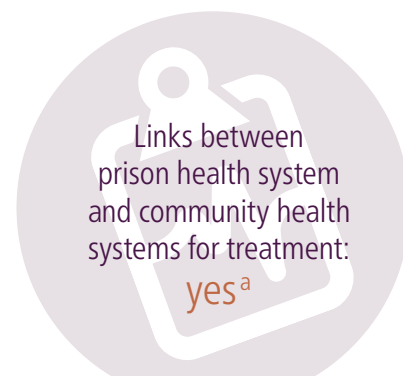
### HIV and STIs in prisoners

	Male	Female
Number (%) of HIV tests positive	No national data	No national data
Number (%) with syphilis	No national data	No national data
Number (%) with chlamydia <sup>a</sup>	No national data (20.4)	No national data (30.7)

<sup>a</sup>2006. <sup>b</sup>Sentenced prison receptions only. <sup>c</sup>2015. <sup>d</sup>Sentenced prisoners only.

## PREVENTION OF INFECTION

Condoms available/free of charge	In all prisons /yes
Lubricants available/free of charge	No national data
Disinfectants for syringes, razors, tattoo equipment etc. available/free of charge	In all prisons /yes
Needle/syringe exchange programmes for prisoners who inject drugs implemented	No
Non-supervised family/partner visits possible (including the possibility for sexual intercourse)	In all prisons
Full vaccination course against hepatitis B in prisons	Offered to all eligible prisoners



<sup>a</sup>There is coordination and cooperation with health-care services. All HIV-positive patients are referred to their future point of care during their incarceration.

## TREATMENT

### Mental health and drug dependence

<b>Access to mental health support</b>	In all prisons
<b>Diversion to mental health treatment available following screening</b>	No <sup>a</sup>
<b>Number of prisoners receiving opioid substitution therapy (OST)<sup>b</sup></b>	411
<b>Prisoners for whom OST is available</b>	Sentenced prisoners and those in pre-trial detention

### Communicable diseases in prisoners

<b>Number receiving antiretroviral HIV treatment<sup>c</sup></b>	8
<b>Number receiving antiviral treatment for hepatitis C</b>	No national data
<b>Number who completed TB treatment</b>	No national data

<sup>a</sup>This does not occur automatically. First, a mental health examination must be carried out in a special unit and then the Criminal Sanctions Agency decides whether the person is referred for treatment. <sup>b</sup>2015. <sup>c</sup>2016.

### Available treatment for drug dependence

<b>Opioid maintenance (OST)</b>	Yes
<b>Detoxification with opioid agonists</b>	Yes
<b>Detoxification without opioid agonists</b>	Yes
<b>Mutual support/self-help</b>	No
<b>Other psychosocial treatment</b>	Yes

National guidelines on prevention of post-release drug-related death:

no

National guidelines on treatment of severe mental health disorders in prison:

no

## MORTALITY

**Death rate (per 1 000 prisoners)<sup>a</sup>** 1.7

**Number (%) of deaths by suicide** No national data



### Deaths<sup>a</sup>



<sup>a</sup>2015.

### Reference

1. Population, total. In: World Bank Open Data [online database]. Washington (DC): World Bank; 2018 (<https://data.worldbank.org/indicator/sp.pop.totl>, accessed 24 October 2018).

### World Health Organization Regional Office for Europe

UN City, Marmorvej 51, DK-2100 Copenhagen Ø, Denmark

Tel: +45 45 33 70 00 Fax: +45 45 33 70 01

Email: [eurocontact@who.int](mailto:eurocontact@who.int)

Website: [www.euro.who.int](http://www.euro.who.int)

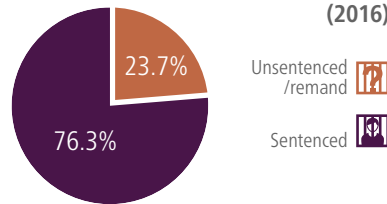


## PRISON POPULATION

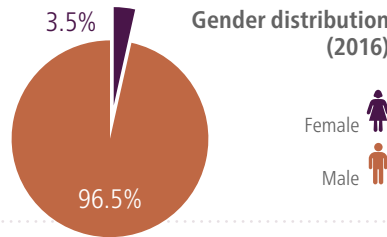
	2014	2015	2016
<b>Total capacity</b>	57 516	57 556	58 282
<b>Total daily number of prisoners</b>	67 075	66 270	66 678
<b>Occupancy level (%)</b>	117	115	114
<b>Incarceration rate<sup>a</sup></b>	101	100	100

<sup>a</sup> Per 100 000 of national population (population 2014: 66 316 092; 2015: 66 593 366; 2016: 66 859 768).

### Sentence status (2016)



### Gender distribution (2016)



Number (%) of prisoners who are:  
 under 18 years (2016): **715 (1.1)**  
 over 55 years: **no national data**  
 racial/ethnic minorities: **no national data**

## PRISON HEALTH SYSTEMS

### Prison health-care governance

<b>Authority of prison health-care systems</b>	Ministry of Health or public health authorities
<b>Administrative authority for prison health-care budget</b>	Ministry of Health or public health authorities
<b>Health services funding source</b>	State budget; Ministry of Health or public health authorities
<b>National health-care complaints system</b>	Exists and available to prisoners

Ministry of Health or other public health authority has direct or indirect responsibility for the following

<b>Authorization of prison health services</b>	Yes	<b>Inspection of medical documentation</b>	Yes
<b>Assessment of prison health services</b>	Yes	<b>Inspection of prison hygiene, nutrition, living conditions<sup>a</sup></b>	Yes
<b>Prevention of infectious diseases</b>	Yes		

<sup>a</sup>The Ministry of Justice is also responsible for this.



## PRISON HEALTH-CARE WORKFORCE

### Number of health-care staff<sup>ab</sup>

<b>Total health-care staff</b>	3 505
<b>Physicians</b>	225
<b>Psychiatrists</b>	228
<b>Psychologists</b>	313
<b>Dentists</b>	92

### Health-care staff per 1 000 prisoners<sup>a</sup>

<b>Total health-care staff</b>	49.9
<b>Physicians</b>	3.4

<sup>a</sup> 2015. <sup>b</sup> Including external service providers and on the basis of full-time equivalents.

Pharmacists:  
in more than half of prisons

Dental hygienists and/or oral health promoters:  
in all prisons



## PRISON ENVIRONMENT AND RISK FACTORS

Smoke-free cells	In all prisons
Drug-free units available	No
Number of prisoners in drug-free units	Not applicable
Meals produced in centralized kitchen for sentenced prisoners	In all prisons
Urine or sputum screening for illicit drug use	Testing is not mandatory
Number of prisoners tested for illicit drugs	No national data
Screening for harmful use of alcohol	In more than half of prisons
Screening for severe mental health disorders	In fewer than half of prisons

## DISEASE SCREENING

HIV testing on or close to reception	Testing is not mandatory (routinely offered – opt-out)
Number (%) tested for HIV on or close to reception	No national data
Screening for sexually transmitted infections (STIs) on or close to reception	In fewer than half of prisons
Hepatitis B testing on or close to reception	Testing is not mandatory (routinely offered – opt-out)
Hepatitis C testing on or close to reception	Testing is not mandatory (routinely offered – opt-out)
Screening for oral health problems on or close to reception	In fewer than half of prisons



Number (%) of prisoners who are:  
current injecting drug users: no national data  
ever injecting drug users: no national data

## PREVALENCE OF COMMUNICABLE DISEASES

### Hepatitis C virus (HCV) in prisoners

Percentage tested for anti-HCV (% of tests positive)	No national data
Percentage tested for HCV RNA (% of tests positive)	No national data

### Tuberculosis (TB) in prisoners

Number (%) tested for new or relapse TB <sup>ab</sup>	25 945 (no national data)
Number tested for multidrug-resistant (MDR)-TB <sup>cd</sup>	58
Number diagnosed with new or relapse TB <sup>ab</sup>	39
Number diagnosed with MDR-TB <sup>cd</sup>	5
Number with new or relapse TB tested for HIV	No national data
Number with new or relapse TB diagnosed with HIV	No national data

### HIV and STI

	Male	Female
Number (%) of HIV tests positive	No national data	No national data
Number (%) with syphilis	No national data	No national data
Number (%) with chlamydia	No national data	No national data

<sup>a</sup> 2010. <sup>b</sup> Refers to prisoners in prisons with good access to radiologic screening for people at risk. <sup>c</sup> 2012. <sup>d</sup> Refers to prisoners with TB admitted to special hospital units.

## PREVENTION OF INFECTION

Condoms available/free of charge	In more than half of prisons/yes
Lubricants available/free of charge	In fewer than half of prisons/yes
Disinfectants for syringes, razors, tattoo equipment etc. available/free of charge	In more than half of prisons/yes
Needle/syringe exchange programmes for prisoners who inject drugs implemented	No
Non-supervised family/partner visits possible (including the possibility for sexual intercourse)	In fewer than half of prisons
Full vaccination course against hepatitis B in prisons	Offered to all eligible prisoners

Links between prison health system and community health systems for treatment:  
yes

## TREATMENT

### Mental health and drug dependence

<b>Access to mental health support</b>	In all prisons
<b>Diversion to mental health treatment available following screening</b>	Yes
<b>Number of prisoners receiving opioid substitution therapy (OST)<sup>a</sup></b>	5 325
<b>Prisoners for whom OST is available</b>	Sentenced prisoners and those in pre-trial detention

### Communicable diseases in prisoners

<b>Number receiving antiretroviral HIV treatment</b>	No national data
<b>Number receiving antiviral treatment for hepatitis C</b>	No national data
<b>Number who completed TB treatment</b>	No national data

<sup>a</sup> 2015.

### Available treatment for drug dependence

<b>Opioid maintenance (OST)</b>	Yes
<b>Detoxification with opioid agonists</b>	Yes
<b>Detoxification without opioid agonists</b>	No
<b>Mutual support/self-help</b>	Yes
<b>Other psychosocial treatment</b>	No

National guidelines on prevention of post-release drug-related death:

yes

National guidelines on treatment of severe mental health disorders in prison:

yes

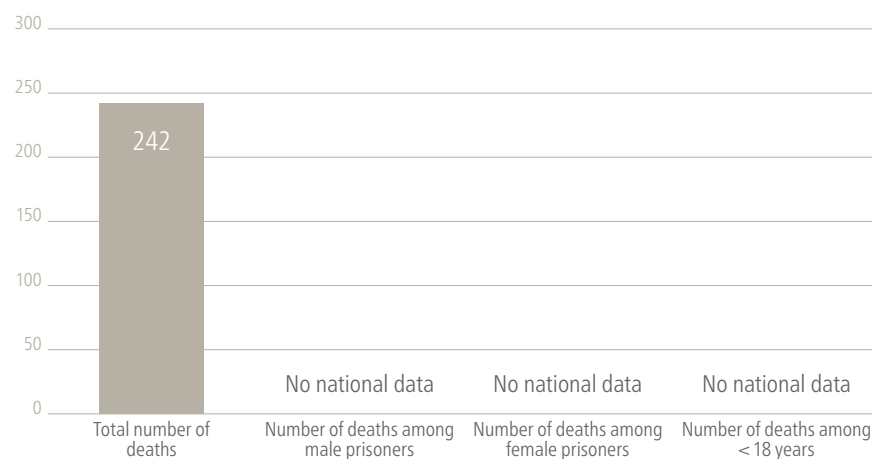
## MORTALITY

**Death rate (per 1 000 prisoners)<sup>a</sup>** 3.6

**Number (%) of deaths by suicide<sup>b</sup>** 99 (40.9)



### Deaths<sup>c</sup>



<sup>a</sup> Numerator is 2013 data and denominator 2014 data. <sup>b</sup> 2015. For the derived percentage, the numerator is 2015 data and denominator 2013 data. <sup>c</sup> 2013.

### Reference

1. Population, total. In: World Bank Open Data [online database]. Washington (DC): World Bank; 2018 (<https://data.worldbank.org/indicator/sp.pop.totl>, accessed 24 October 2018).

### World Health Organization Regional Office for Europe

UN City, Marmorvej 51, DK-2100 Copenhagen Ø, Denmark

Tel: +45 45 33 70 00 Fax: +45 45 33 70 01

Email: [eurocontact@who.int](mailto:eurocontact@who.int)

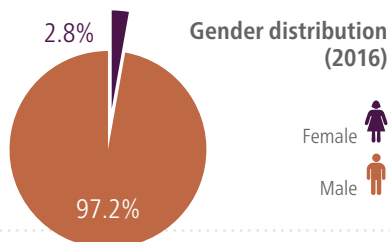
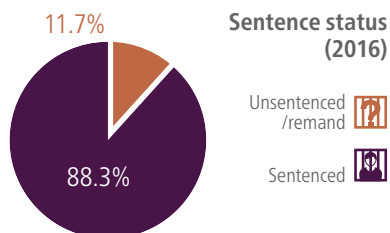
Website: [www.euro.who.int](http://www.euro.who.int)



## PRISON POPULATION

	2014	2015	2016
<b>Total capacity</b>	21 398	21 398	21 681
<b>Total daily number of prisoners</b>	10 372	9 716	9 486
<b>Occupancy level (%)</b>	48	45	44
<b>Incarceration rate<sup>a</sup></b>	278	261	255

<sup>a</sup> Per 100 000 of national population (population 2014: 3 727 000; 2015: 3 717 100; 2016: 3 719 300).



Number (%) of prisoners who are:  
 under 18 years (2016): **22 (0.2)**  
 over 55 years (2016): **203 (2.1)**  
 racial/ethnic minorities: **no national data**

## PRISON HEALTH SYSTEMS

### Prison health-care governance

<b>Authority of prison health-care systems</b>	Health-care department of the prison system <sup>a</sup>
<b>Administrative authority for prison health-care budget</b>	Health-care department of the prison system
<b>Health services funding source</b>	State budget
<b>National health-care complaints system</b>	Exists and available to prisoners

Ministry of Health or other public health authority has direct or indirect responsibility for the following

<b>Authorization of prison health services</b>	No	<b>Inspection of medical documentation</b>	Yes
<b>Assessment of prison health services</b>	No	<b>Inspection of prison hygiene, nutrition, living conditions</b>	No
<b>Prevention of infectious diseases</b>	No		

<sup>a</sup> This department is under the authority of the Ministry of Corrections.



## PRISON HEALTH-CARE WORKFORCE

### Number of health-care staff<sup>ab</sup>

<b>Total health-care staff</b>	493
<b>Physicians</b>	186
<b>Psychiatrists</b>	7
<b>Psychologists</b>	31
<b>Dentists</b>	5

### Health-care staff per 1 000 prisoners<sup>a</sup>

<b>Total health-care staff</b>	52
<b>Physicians</b>	19.6

<sup>a</sup> 2016. <sup>b</sup> Including external service providers and on the basis of full-time equivalents.

Pharmacists:  
 in all prisons

Dental hygienists and/or oral health promoters:  
 not working in prisons





## PRISON ENVIRONMENT AND RISK FACTORS

Smoke-free cells	In all prisons
Drug-free units available	No
Number of prisoners in drug-free units	Not applicable
Meals produced in centralized kitchen for sentenced prisoners	In all prisons
Urine or sputum screening for illicit drug use	Testing is not mandatory (available)
Number of prisoners tested for illicit drugs <sup>a</sup>	800
Screening for harmful use of alcohol	No
Screening for severe mental health disorders	In all prisons

<sup>a</sup>2016.

## DISEASE SCREENING

HIV testing on or close to reception	Testing is not mandatory (routinely offered – opt-out)
Number (%) tested for HIV on or close to reception <sup>a</sup>	6 605 (70)
Screening for sexually transmitted infections (STIs) on or close to reception	In all prisons
Hepatitis B testing on or close to reception	Testing is not mandatory (routinely offered – opt-out)
Hepatitis C testing on or close to reception	Testing is not mandatory (routinely offered – opt-out)
Screening for oral health problems on or close to reception	In all prisons



Number (%) of prisoners who are:  
current injecting drug users: no national data  
ever injecting drug users: no national data

<sup>a</sup>January – October 2016.

## PREVALENCE OF COMMUNICABLE DISEASES

### Hepatitis C virus (HCV) in prisoners<sup>ab</sup>

Percentage tested for anti-HCV (% of tests positive)	37 (17)
Percentage tested for HCV RNA (% of tests positive)	15 (13)

### Tuberculosis (TB) in prisoners

Number (%) tested for new or relapse TB <sup>cd</sup>	4 069 (43)
Number tested for multidrug-resistant (MDR)-TB <sup>ad</sup>	78
Number diagnosed with new or relapse TB <sup>cd</sup>	78
Number diagnosed with MDR-TB <sup>ad</sup>	23
Number with new or relapse TB tested for HIV <sup>ae</sup>	237
Number with new or relapse TB diagnosed with HIV <sup>ae</sup>	0

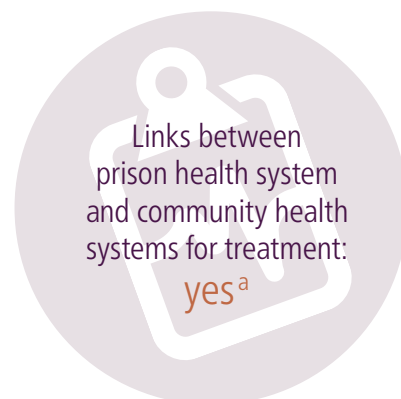
### HIV and STIs in prisoners<sup>a</sup>

	Male	Female
Number (%) of HIV tests positive <sup>b</sup>	15 (0.15)	0 (0.0)
Number (%) with syphilis	171 (1.8)	29 (0.3)
Number (%) with chlamydia	No national data	No national data

<sup>a</sup>2016. <sup>b</sup>All prison receptions. <sup>c</sup>January–October 2016. <sup>d</sup>All prisoners. <sup>e</sup>Refers to prisoners who entered the specialized prison medical and rehabilitation centre for TB.

## PREVENTION OF INFECTION

Condoms available/free of charge	In all prisons /yes
Lubricants available/free of charge	No/not applicable
Disinfectants for syringes, razors, tattoo equipment etc. available/free of charge	In all prisons /yes
Needle/syringe exchange programmes for prisoners who inject drugs implemented	No
Non-supervised family/partner visits possible (including the possibility for sexual intercourse)	In more than half of prisons
Full vaccination course against hepatitis B in prisons	Not available to prisoners



Links between prison health system and community health systems for treatment: **yes<sup>a</sup>**

<sup>a</sup>Links exist for the treatment of HIV, HCV, TB and diabetes.

## TREATMENT

### Mental health and drug dependence

<b>Access to mental health support</b>	In all prisons
<b>Diversion to mental health treatment available following screening</b>	In all prisons
<b>Number of prisoners receiving opioid substitution therapy (OST)<sup>a</sup></b>	Not applicable
<b>Prisoners for whom OST is available<sup>a</sup></b>	Not applicable

### Communicable diseases in prisoners

<b>Number receiving antiretroviral HIV treatment<sup>b</sup></b>	96
<b>Number receiving antiviral treatment for hepatitis C<sup>b</sup></b>	586
<b>Number who completed TB treatment<sup>c</sup></b>	67

<sup>a</sup>OST is not available. <sup>b</sup>2016. <sup>c</sup>January–October 2016.

### Available treatment for drug dependence

<b>Opioid maintenance (OST)</b>	No
<b>Detoxification with opioid agonists</b>	No
<b>Detoxification without opioid agonists</b>	Yes
<b>Mutual support/self-help</b>	No
<b>Other psychosocial treatment</b>	No

National guidelines on prevention of post-release drug-related death:

no

National guidelines on treatment of severe mental health disorders in prison:

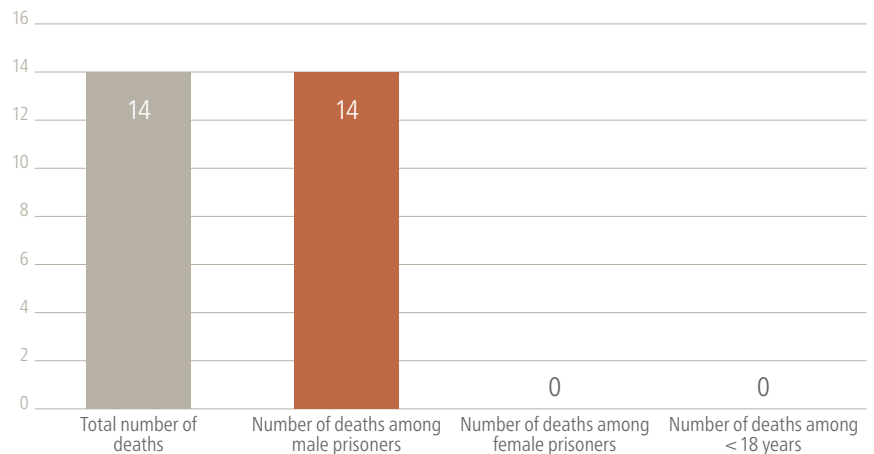
yes

## MORTALITY

<b>Death rate (per 1 000 prisoners)<sup>a</sup></b>	1.5
<b>Number (%) of deaths by suicide<sup>a</sup></b>	4 (28.6)



### Deaths<sup>a</sup>



<sup>a</sup>2016.

### Reference

1. Population, total. In: World Bank Open Data [online database]. Washington (DC): World Bank; 2018 (<https://data.worldbank.org/indicator/sp.pop.totl>, accessed 24 October 2018).

### World Health Organization Regional Office for Europe

UN City, Marmorvej 51, DK-2100 Copenhagen Ø, Denmark

Tel: +45 45 33 70 00 Fax: +45 45 33 70 01

Email: [eurocontact@who.int](mailto:eurocontact@who.int)

Website: [www.euro.who.int](http://www.euro.who.int)

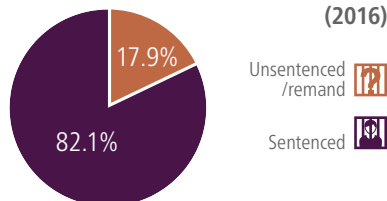


## PRISON POPULATION

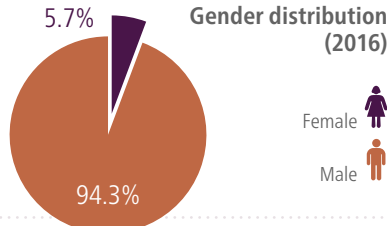
	2014	2015	2016
<b>Total capacity</b>	164	164	153
<b>Total daily number of prisoners</b>	147	141	140
<b>Occupancy level (%)</b>	90	86	92
<b>Incarceration rate<sup>a</sup></b>	45	43	42

<sup>a</sup> Per 100 000 of national population (population 2014: 327 386; 2015: 330 815; 2016: 335 439).

### Sentence status (2016)



### Gender distribution (2016)



Number (%) of prisoners who are:  
under 18 years (2016): 0 (0)

over 55 years (2016): 7 (5)

racial/ethnic minorities (2016): 0 (0)

## PRISON HEALTH SYSTEMS

### Prison health-care governance

<b>Authority of prison health-care systems</b>	Ministry of Health or public health authorities; health-care department of the prison system; other
<b>Administrative authority for prison health-care budget</b>	Ministry of Health or public health authorities; health-care department of the prison system
<b>Health services funding source</b>	State budget
<b>National health-care complaints system</b>	Exists and available to prisoners

Ministry of Health or other public health authority has direct or indirect responsibility for the following

<b>Authorization of prison health services</b>	Yes	<b>Inspection of medical documentation</b>	Yes
<b>Assessment of prison health services</b>	Yes	<b>Inspection of prison hygiene, nutrition, living conditions</b>	No
<b>Prevention of infectious diseases</b>	Yes		



65 HEALTH IN PRISONS FACT SHEET

## PRISON HEALTH-CARE WORKFORCE

### Number of health-care staff<sup>ab</sup>

<b>Total health-care staff</b>	Missing
<b>Physicians</b>	1
<b>Psychiatrists</b>	0
<b>Psychologists</b>	2
<b>Dentists</b>	0

### Health-care staff per 1 000 prisoners<sup>a</sup>

<b>Total health-care staff</b>	Not applicable
<b>Physicians</b>	7.1

<sup>a</sup> 2016. <sup>b</sup> Including external service providers and on the basis of full-time equivalents.

Pharmacists:  
in all prisons

Dental hygienists and/or oral health promoters:  
not working in prisons



## PRISON ENVIRONMENT AND RISK FACTORS

<b>Smoke-free cells</b>	In all prisons
<b>Drug-free units available</b>	In fewer than half of prisons
<b>Number of prisoners in drug-free units<sup>a</sup></b>	9
<b>Meals produced in centralized kitchen for sentenced prisoners</b>	No
<b>Urine or sputum screening for illicit drug use</b>	Testing is not mandatory (available) <sup>b</sup>
<b>Number of prisoners tested for illicit drugs</b>	No national data
<b>Screening for harmful use of alcohol</b>	In more than half of prisons
<b>Screening for severe mental health disorders</b>	In all prisons

<sup>a</sup>2016. <sup>b</sup>Random testing.

## DISEASE SCREENING

<b>HIV testing on or close to reception</b>	Testing is not mandatory (routinely offered – opt-out)
<b>Number (%) tested for HIV on or close to reception</b>	No national data
<b>Screening for sexually transmitted infections (STIs) on or close to reception</b>	No
<b>Hepatitis B testing on or close to reception</b>	Testing is not mandatory (available)
<b>Hepatitis C testing on or close to reception</b>	Testing is not mandatory (routinely offered – opt-out)
<b>Screening for oral health problems on or close to reception</b>	No



Number (%) of prisoners who are:  
current injecting drug users: no national data  
ever injecting drug users: no national data

## PREVALENCE OF COMMUNICABLE DISEASES

### Hepatitis C virus (HCV) in prisoners

<b>Percentage tested for anti-HCV (% of tests positive)</b>	No national data
<b>Percentage tested for HCV RNA (% of tests positive)</b>	No national data

### Tuberculosis (TB) in prisoners

<b>Number (%) tested for new or relapse TB</b>	No national data
<b>Number tested for multidrug-resistant (MDR)-TB</b>	No national data
<b>Number diagnosed with new or relapse TB</b>	No national data
<b>Number diagnosed with MDR-TB</b>	No national data
<b>Number with new or relapse TB tested for HIV</b>	No national data
<b>Number with new or relapse TB diagnosed with HIV</b>	No national data

### HIV and STIs in prisoners

	Male	Female
<b>Number (%) of HIV tests positive<sup>ab</sup></b>	4 (5)	No national data
<b>Number (%) with syphilis<sup>a</sup></b>	0 (0)	No national data
<b>Number (%) with chlamydia</b>	No national data	No national data

<sup>a</sup>Reference year missing. <sup>b</sup>Refers to all prisoners.

## PREVENTION OF INFECTION

<b>Condoms available/free of charge</b>	In more than half of prisons/yes
<b>Lubricants available/free of charge</b>	No/not applicable
<b>Disinfectants for syringes, razors, tattoo equipment etc. available/free of charge</b>	No/not applicable
<b>Needle/syringe exchange programmes for prisoners who inject drugs implemented</b>	No
<b>Non-supervised family/partner visits possible (including the possibility for sexual intercourse)</b>	In all prisons
<b>Full vaccination course against hepatitis B in prisons</b>	Offered to all eligible prisoners

Links between prison health system and community health systems for treatment:  
yes

## TREATMENT

### Mental health and drug dependence

<b>Access to mental health support</b>	In more half of prisons
<b>Diversion to mental health treatment available following screening</b>	In more half of prisons
<b>Number of prisoners receiving opioid substitution therapy (OST)<sup>a</sup></b>	4
<b>Prisoners for whom OST is available</b>	Sentenced prisoners and those in pre-trial detention

### Communicable diseases in prisoners

<b>Number receiving antiretroviral HIV treatment<sup>a</sup></b>	3
<b>Number receiving antiviral treatment for hepatitis C</b>	Missing
<b>Number who completed TB treatment</b>	No national data

<sup>a</sup>Reference year missing.

### Available treatment for drug dependence

<b>Opioid maintenance (OST)</b>	Yes
<b>Detoxification with opioid agonists</b>	Yes
<b>Detoxification without opioid agonists</b>	Yes
<b>Mutual support/self-help</b>	Yes
<b>Other psychosocial treatment</b>	Yes

National guidelines on prevention of post-release drug-related death:

no

National guidelines on treatment of severe mental health disorders in prison:

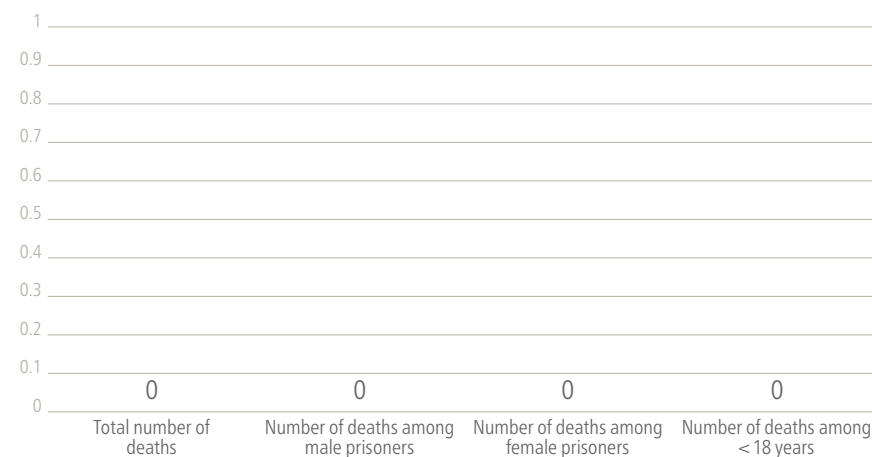
no

## MORTALITY

<b>Death rate (per 1 000 prisoners)<sup>a</sup></b>	0
<b>Number (%) of deaths by suicide<sup>a</sup></b>	0



### Deaths<sup>a</sup>



<sup>a</sup>2016.

### Reference

1. Population, total. In: World Bank Open Data [online database]. Washington (DC): World Bank; 2018 (<https://data.worldbank.org/indicator/sp.pop.totl>, accessed 24 October 2018).

### World Health Organization Regional Office for Europe

UN City, Marmorvej 51, DK-2100 Copenhagen Ø, Denmark

Tel: +45 45 33 70 00 Fax: +45 45 33 70 01

Email: [eurocontact@who.int](mailto:eurocontact@who.int)

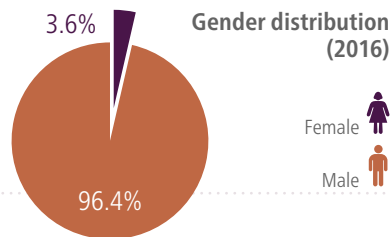
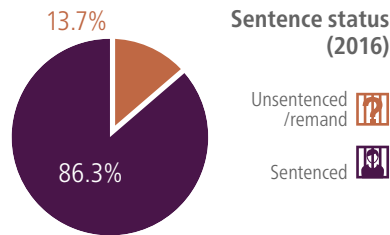
Website: [www.euro.who.int](http://www.euro.who.int)



## PRISON POPULATION

	2014	2015	2016
<b>Total capacity<sup>a</sup></b>	4 228	4 126	4 116
<b>Total daily number of prisoners<sup>a</sup></b>	3 975	3 554	3 647
<b>Occupancy level (%)</b>	94	86	89
<b>Incarceration rate<sup>b</sup></b>	85	76	77

<sup>a</sup>Data from 31 December 2013, 2014 and 2015 reported for 2014, 2015 and 2016 respectively. <sup>b</sup>Per 100 000 of national population (population 2014: 4 657 740; 2015: 4 701 957; 2016: 4 755 335).



Number (%) of prisoners who are:<sup>a</sup>

- under 18 years (2016): 10 (0.3)
- over 55 years (2016): 248 (6.8)
- racial/ethnic minorities (2016): 364 (10)

<sup>a</sup>The data presented for 2016 were collected on 31 December 2015.

## PRISON HEALTH SYSTEMS

### Prison health-care governance

<b>Authority of prison health-care systems</b>	Ministry of Justice
<b>Administrative authority for prison health-care budget</b>	Health-care department of the prison system
<b>Health services funding source</b>	Ministry of Justice
<b>National health-care complaints system</b>	Exists and available to prisoners

Ministry of Health or other public health authority has direct or indirect responsibility for the following<sup>a</sup>

<b>Authorization of prison health services</b>	No	<b>Inspection of medical documentation</b>	No
<b>Assessment of prison health services</b>	No	<b>Inspection of prison hygiene, nutrition, living conditions</b>	No
<b>Prevention of infectious diseases</b>	No		

<sup>a</sup>Health-care services provided by the Irish Prison Service are subject to inspection by the Council of Europe Committee for the Prevention of Torture and Degrading Treatment.



69 HEALTH IN PRISONS FACT SHEET

## PRISON HEALTH-CARE WORKFORCE

### Number of health-care staff<sup>ab</sup>

<b>Total health-care staff</b>	153
<b>Physicians</b>	11.6
<b>Psychiatrists</b>	5
<b>Psychologists</b>	19
<b>Dentists</b>	2.8

### Health-care staff per 1 000 prisoners<sup>a</sup>

<b>Total health-care staff</b>	42
<b>Physicians</b>	3.2

Pharmacists:  
in fewer than  
half of prisons

Dental hygienists and/or  
oral health promoters:  
not working  
in prisons<sup>c</sup>

<sup>a</sup>2016. <sup>b</sup>Including external service providers and on the basis of full-time equivalents. <sup>c</sup>Dentists working in prisons undertake oral health work as clinically indicated.



## PRISON ENVIRONMENT AND RISK FACTORS

<b>Smoke-free cells</b>	In all prisons
<b>Drug-free units available</b>	No
<b>Number of prisoners in drug-free units</b>	Not applicable
<b>Meals produced in centralized kitchen for sentenced prisoners</b>	In all prisons
<b>Urine or sputum screening for illicit drug use</b>	Testing is mandatory for certain subgroups <sup>a</sup>
<b>Number of prisoners tested for illicit drugs</b>	No national data
<b>Screening for harmful use of alcohol</b>	In all prisons
<b>Screening for severe mental health disorders</b>	In all prisons

<sup>a</sup> Those with a history of drug use, those who wish to continue opiate substitution treatment (OST), those who wish to be initiated on and those who wish to be detoxified off OST are required to undergo medical urinalysis. Voluntary testing available.

## PREVALENCE OF COMMUNICABLE DISEASES

### Hepatitis C virus (HCV) in prisoners

<b>Percentage tested for anti-HCV (% of tests positive)</b>	No national data
<b>Percentage tested for HCV RNA (% of tests positive)</b>	No national data

### Tuberculosis (TB) in prisoners

<b>Number (%) tested for new or relapse TB</b>	No national data
<b>Number tested for multidrug-resistant (MDR)-TB</b>	No national data
<b>Number diagnosed with new or relapse TB</b>	No national data
<b>Number diagnosed with MDR-TB</b>	No national data
<b>Number with new or relapse TB tested for HIV</b>	No national data
<b>Number with new or relapse TB diagnosed with HIV</b>	No national data

### HIV and STIs in prisoners

	Male	Female
<b>Number (%) of HIV tests positive</b>	No national data	No national data
<b>Number (%) with syphilis</b>	No national data	No national data
<b>Number (%) with chlamydia</b>	No national data	No national data

## DISEASE SCREENING

<b>HIV testing on or close to reception</b>	Testing is not mandatory (available)
<b>Number (%) tested for HIV on or close to reception</b>	No national data
<b>Screening for sexually transmitted infections (STIs) on or close to reception</b>	In all prisons
<b>Hepatitis B testing on or close to reception</b>	Testing is not mandatory (available)
<b>Hepatitis C testing on or close to reception</b>	Testing is not mandatory (available)
<b>Screening for oral health problems on or close to reception<sup>a</sup></b>	Yes

**Number (%) of prisoners who are:**  
 current injecting drug users: **no national data**  
 ever injecting drug users: **no national data**

<sup>a</sup> While a full oral health screening may not take place on committal, any immediate dental issues are identified and treated and referral made to a dentist as appropriate.

## PREVENTION OF INFECTION

<b>Condoms available/free of charge</b>	No/not applicable
<b>Lubricants available/free of charge</b>	No/not applicable
<b>Disinfectants for syringes, razors, tattoo equipment etc. available/free of charge</b>	No/not applicable
<b>Needle/syringe exchange programmes for prisoners who inject drugs implemented</b>	No
<b>Non-supervised family/partner visits possible (including the possibility for sexual intercourse)</b>	No
<b>Full vaccination course against hepatitis B in prisons</b>	Offered to all eligible prisoners

Links between prison health system and community health systems for treatment: **yes<sup>a</sup>**

<sup>a</sup> Formal communication procedures exist to ensure safe and efficient continuity of treatment for those requiring treatment for drug dependence, hepatitis C, HIV and mental health issues. In addition, many in-reach service providers in the area of addiction also work in the community.

## TREATMENT

### Mental health and drug dependence

<b>Access to mental health support</b>	In all prisons
<b>Diversion to mental health treatment available following screening</b>	In all prisons
<b>Number of prisoners receiving opioid substitution therapy (OST)<sup>a</sup></b>	479
<b>Prisoners for whom OST is available</b>	Sentenced prisoners and those in pre-trial detention

### Communicable diseases in prisoners

<b>Number receiving antiretroviral HIV treatment<sup>b</sup></b>	39
<b>Number receiving antiviral treatment for hepatitis C</b>	No national data
<b>Number who completed TB treatment</b>	No national data

<sup>a</sup> 2015. <sup>b</sup> 2016.

### Available treatment for drug dependence

<b>Opioid maintenance (OST)</b>	Yes
<b>Detoxification with opioid agonists</b>	Yes
<b>Detoxification without opioid agonists</b>	Yes
<b>Mutual support/self-help</b>	Yes
<b>Other psychosocial treatment</b>	No

National guidelines on prevention of post-release drug-related death: **yes**

National guidelines on treatment of severe mental health disorders in prison: **no**

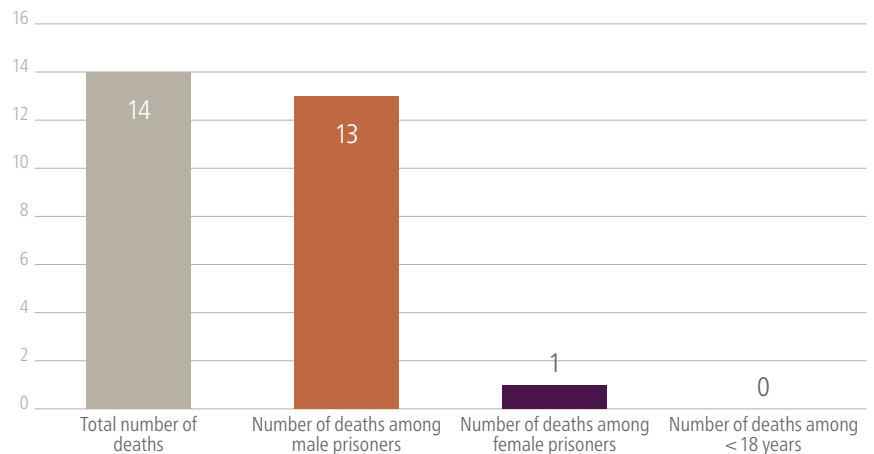
## MORTALITY

**Death rate (per 1 000 prisoners)<sup>a</sup>** 3.9

**Number (%) of deaths by suicide<sup>b</sup>** No national data



### Deaths<sup>a</sup>



<sup>a</sup> 2015. <sup>b</sup> There were 14 deaths in 2015, but as inquests in all cases had not been completed, it was not possible to give the total number of deaths by suicide.

### Reference

1. Population, total. In: World Bank Open Data [online database]. Washington (DC): World Bank; 2018 (<https://data.worldbank.org/indicator/sp.pop.totl>, accessed 24 October 2018).

### World Health Organization Regional Office for Europe

UN City, Marmorvej 51, DK-2100 Copenhagen Ø, Denmark

Tel: +45 45 33 70 00 Fax: +45 45 33 70 01

Email: [eurocontact@who.int](mailto:eurocontact@who.int)

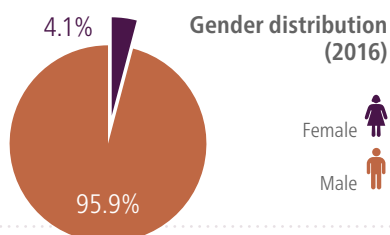
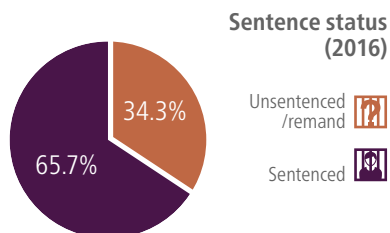
Website: [www.euro.who.int](http://www.euro.who.int)



## PRISON POPULATION

	2014	2015	2016
<b>Total capacity</b>	49 635	49 592	50 219
<b>Total daily number of prisoners</b>	58 092	52 754	55 251
<b>Occupancy level (%)</b>	117	106	110
<b>Incarceration rate<sup>a</sup></b>	96	87	91

<sup>a</sup> Per 100 000 of national population  
(population 2014: 60 789 140; 2015: 60 730 582; 2016: 60 627 498).



Number (%) of prisoners who are:  
 under 18 years (2016): **462 (0.8)**  
 over 55 years (2016): **8 492 (15.4)**  
 racial/ethnic minorities (2016): **18 621 (33.7)**

## PRISON HEALTH SYSTEMS

### Prison health-care governance

<b>Authority of prison health-care systems<sup>a</sup></b>	Ministry of Health or public health authorities
<b>Administrative authority for prison health-care budget<sup>a</sup></b>	Ministry of Health or public health authorities
<b>Health services funding source<sup>a</sup></b>	Ministry of Health or public health authorities
<b>National health-care complaints system</b>	Exists and available to prisoners

Ministry of Health or other public health authority has direct or indirect responsibility for the following

<b>Authorization of prison health services</b>	Yes	<b>Inspection of medical documentation</b>	No
<b>Assessment of prison health services</b>	Yes	<b>Inspection of prison hygiene, nutrition, living conditions</b>	Yes
<b>Prevention of infectious diseases</b>	Yes		

<sup>a</sup> Prison health care is organized by the Ministry of Health through regional authorities.



## PRISON HEALTH-CARE WORKFORCE

### Number of health-care staff<sup>abc</sup>

<b>Total health-care staff</b>	3 162
<b>Physicians</b>	1 626
<b>Psychiatrists</b>	80
<b>Psychologists</b>	61
<b>Dentists</b>	No national data

### Health-care staff per 1 000 prisoners<sup>d</sup>

<b>Total health-care staff</b>	Not applicable
<b>Physicians</b>	Not applicable

<sup>a</sup> 2008. <sup>b</sup> These data were collected when the transfer from the justice system to the health system occurred. Currently, regions operate differently to one another, such that no national data are available. <sup>c</sup> Including external service providers and on the basis of full-time equivalents. <sup>d</sup> Calculation not provided due to differences in the reporting year of the numerator (2008) and the denominator (2016).

Pharmacists:  
no national data

Dental hygienists and/or oral health promoters:  
no national data



## PRISON ENVIRONMENT AND RISK FACTORS

<b>Smoke-free cells</b>	In fewer than half of prisons
<b>Drug-free units available</b>	No national data
<b>Number of prisoners in drug-free units</b>	Not applicable
<b>Meals produced in centralized kitchen for sentenced prisoners</b>	In all prisons
<b>Urine or sputum screening for illicit drug use</b>	Testing is not mandatory (available)
<b>Number of prisoners tested for illicit drugs</b>	No national data
<b>Screening for harmful use of alcohol</b>	In all prisons
<b>Screening for severe mental health disorders</b>	In all prisons

## DISEASE SCREENING

<b>HIV testing on or close to reception</b>	Testing is not mandatory (available)
<b>Number (%) tested for HIV on or close to reception</b>	No national data
<b>Screening for sexually transmitted infections (STIs) on or close to reception</b>	In more than half of prisons
<b>Hepatitis B testing on or close to reception</b>	Testing is not mandatory (available)
<b>Hepatitis C testing on or close to reception</b>	Testing is not mandatory (available)
<b>Screening for oral health problems on or close to reception</b>	No



Number (%) of prisoners who are:<sup>ab</sup>  
 current injecting drug users: 13 465 (25.8)  
 ever injecting drug users: 16 712 (32.0)

<sup>a</sup> 2014. <sup>b</sup> All prison receptions.

## PREVALENCE OF COMMUNICABLE DISEASES

### Hepatitis C virus (HCV) in prisoners

<b>Percentage tested for anti-HCV (% of tests positive)</b>	No national data
<b>Percentage tested for HCV RNA (% of tests positive)</b>	Missing

### Tuberculosis (TB) in prisoners

<b>Number (%) tested for new or relapse TB</b>	No national data
<b>Number tested for multidrug-resistant (MDR)-TB</b>	No national data
<b>Number diagnosed with new or relapse TB</b>	No national data
<b>Number diagnosed with MDR-TB</b>	No national data
<b>Number with new or relapse TB tested for HIV</b>	No national data
<b>Number with new or relapse TB diagnosed with HIV</b>	No national data

### HIV and STIs in prisoners

	Male	Female
<b>Number (%) of HIV tests positive</b>	No national data	No national data
<b>Number (%) with syphilis</b>	No national data	No national data
<b>Number (%) with chlamydia</b>	No national data	No national data

## PREVENTION OF INFECTION

<b>Condoms available/free of charge</b>	No/not applicable
<b>Lubricants available/free of charge</b>	No/not applicable
<b>Disinfectants for syringes, razors, tattoo equipment etc. available/free of charge</b>	In all prisons /no
<b>Needle/syringe exchange programmes for prisoners who inject drugs implemented</b>	No
<b>Non-supervised family/partner visits possible (including the possibility for sexual intercourse)</b>	No
<b>Full vaccination course against hepatitis B in prisons</b>	Offered to all eligible prisoners

Links between prison health system and community health systems for treatment:  
 yes

## TREATMENT

### Mental health and drug dependence

<b>Access to mental health support</b>	In all prisons
<b>Diversion to mental health treatment available following screening</b>	In more than half of prisons
<b>Number of prisoners receiving opioid substitution therapy (OST)<sup>a</sup></b>	1 647
<b>Prisoners for whom OST is available</b>	Sentenced prisoners and those in pre-trial detention

### Communicable diseases in prisoners

<b>Number receiving antiretroviral HIV treatment</b>	No national data
<b>Number receiving antiviral treatment for hepatitis C</b>	No national data
<b>Number who completed TB treatment</b>	No national data

<sup>a</sup> 2014.

### Available treatment for drug dependence

<b>Opioid maintenance (OST)</b>	Yes
<b>Detoxification with opioid agonists</b>	Yes
<b>Detoxification without opioid agonists</b>	Yes
<b>Mutual support/self-help</b>	Yes
<b>Other psychosocial treatment</b>	Yes

National guidelines on prevention of post-release drug-related death: **yes**

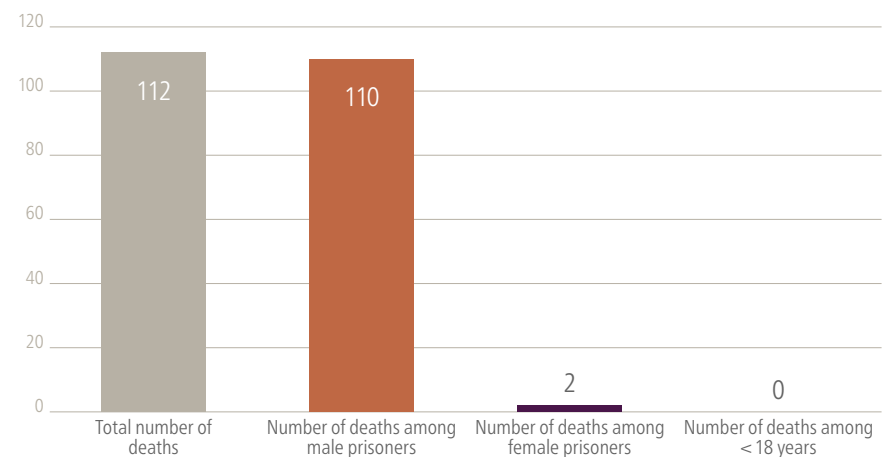
National guidelines on treatment of severe mental health disorders in prison: **yes**

## MORTALITY

<b>Death rate (per 1 000 prisoners)<sup>a</sup></b>	2.0
<b>Number (%) of deaths by suicide<sup>a</sup></b>	39 (34.8)



### Deaths<sup>a</sup>



<sup>a</sup> 2016.

### Reference

1. Population, total. In: World Bank Open Data [online database]. Washington (DC): World Bank; 2018 (<https://data.worldbank.org/indicator/sp.pop.totl>, accessed 24 October 2018).

### World Health Organization Regional Office for Europe

UN City, Marmorvej 51, DK-2100 Copenhagen Ø, Denmark  
Tel: +45 45 33 70 00 Fax: +45 45 33 70 01  
Email: [eurocontact@who.int](mailto:eurocontact@who.int)  
Website: [www.euro.who.int](http://www.euro.who.int)

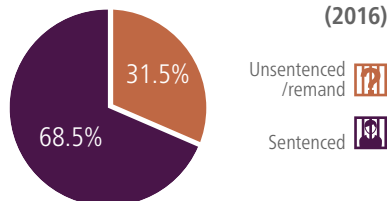


## PRISON POPULATION

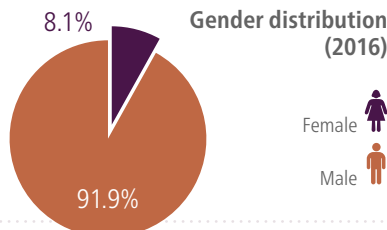
	2014	2015	2016
<b>Total capacity</b>	7 970	5 852	5 852
<b>Total daily number of prisoners</b>	5 153	4 745	4 409
<b>Occupancy level (%)</b>	65	81	75
<b>Incarceration rate<sup>a</sup></b>	258	240	225

<sup>a</sup> Per 100 000 of national population (population 2014: 1 993 782; 2015: 1 977 527; 2016: 1 959 537).

### Sentence status (2016)



### Gender distribution (2016)



Number (%) of prisoners who are:  
under 18 years (2016): **42 (1)**

over 55 years: **no national data**

racial/ethnic minorities: **no national data**

## PRISON HEALTH SYSTEMS

### Prison health-care governance

<b>Authority of prison health-care systems</b>	Ministry of Justice
<b>Administrative authority for prison health-care budget</b>	Ministry of Justice
<b>Health services funding source</b>	State budget
<b>National health-care complaints system</b>	Exists and available to prisoners

Ministry of Health or other public health authority has direct or indirect responsibility for the following

<b>Authorization of prison health services</b>	Yes	<b>Inspection of medical documentation</b>	Yes
<b>Assessment of prison health services</b>	Yes	<b>Inspection of prison hygiene, nutrition, living conditions</b>	Yes
<b>Prevention of infectious diseases</b>	Yes		



## PRISON HEALTH-CARE WORKFORCE

### Number of health-care staff<sup>ab</sup>

<b>Total health-care staff</b>	73
<b>Physicians</b>	10
<b>Psychiatrists</b>	3
<b>Psychologists</b>	32
<b>Dentists</b>	0

### Health-care staff per 1 000 prisoners<sup>a</sup>

<b>Total health-care staff</b>	15.4
<b>Physicians</b>	2.1

<sup>a</sup> 2015. <sup>b</sup> Including external service providers and on the basis of full-time equivalents.

Pharmacists:  
**not working in prisons**

Dental hygienists and/or oral health promoters:

**not working in prisons**





## PRISON ENVIRONMENT AND RISK FACTORS

Smoke-free cells	No
Drug-free units available	No
Number of prisoners in drug-free units	Not applicable
Meals produced in centralized kitchen for sentenced prisoners	In all prisons
Urine or sputum screening for illicit drug use	Testing is mandatory for certain subgroups <sup>a</sup>
Number of prisoners tested for illicit drugs	No national data
Screening for harmful use of alcohol	In fewer than half of prisons
Screening for severe mental health disorders	No

<sup>a</sup>For those with clinical symptoms.

## DISEASE SCREENING

HIV testing on or close to reception	Testing is mandatory for every prisoner
Number (%) tested for HIV on or close to reception <sup>a</sup>	2 469 (48)
Screening for sexually transmitted infections (STIs) on or close to reception	In all prisons
Hepatitis B testing on or close to reception	Testing is not mandatory (available)
Hepatitis C testing on or close to reception	Testing is mandatory for certain subgroups <sup>b</sup>
Screening for oral health problems on or close to reception	No



Number (%) of prisoners who are:  
current injecting drug users: no national data  
ever injecting drug users: no national data

<sup>a</sup>2015. <sup>b</sup>For those who tested HIV positive.

## PREVALENCE OF COMMUNICABLE DISEASES

### Hepatitis C virus (HCV) in prisoners

Percentage tested for anti-HCV (% of tests positive)	No national data
Percentage tested for HCV RNA (% of tests positive)	No national data

### Tuberculosis (TB) in prisoners

Number (%) tested for new or relapse TB	No national data
Number tested for multidrug-resistant (MDR)-TB	Missing
Number diagnosed with new or relapse TB	No national data
Number diagnosed with MDR-TB	Missing
Number with new or relapse TB tested for HIV	Missing
Number with new or relapse TB diagnosed with HIV	Missing

### HIV and STIs in prisoners

	Male	Female
Number (%) of HIV tests positive	No national data	No national data
Number (%) with syphilis <sup>a</sup>	1 (missing)	0 (0)
Number (%) with chlamydia	No national data	No national data

<sup>a</sup>2015.

## PREVENTION OF INFECTION

Condoms available/free of charge	No/not applicable
Lubricants available/free of charge	No/not applicable
Disinfectants for syringes, razors, tattoo equipment etc. available/free of charge	No/not applicable
Needle/syringe exchange programmes for prisoners who inject drugs implemented	No
Non-supervised family/partner visits possible (including the possibility for sexual intercourse)	In all prisons
Full vaccination course against hepatitis B in prisons	Not available to prisoners



Links between prison health system and community health systems for treatment:  
yes

## TREATMENT

### Mental health and drug dependence

<b>Access to mental health support</b>	In all prisons
<b>Diversion to mental health treatment available following screening</b>	Not applicable
<b>Number of prisoners receiving opioid substitution therapy (OST)<sup>a</sup></b>	50
<b>Prisoners for whom OST is available</b>	Sentenced prisoners and those in pre-trial detention

### Communicable diseases in prisoners

<b>Number receiving antiretroviral HIV treatment<sup>a</sup></b>	112
<b>Number receiving antiviral treatment for hepatitis C<sup>b</sup></b>	5
<b>Number who completed TB treatment<sup>a</sup></b>	83

<sup>a</sup> 2015. <sup>b</sup> 2016.

### Available treatment for drug dependence

<b>Opioid maintenance (OST)</b>	Yes
<b>Detoxification with opioid agonists</b>	No
<b>Detoxification without opioid agonists</b>	No
<b>Mutual support/self-help</b>	Yes
<b>Other psychosocial treatment</b>	Yes

National guidelines on prevention of post-release drug-related death:

no

National guidelines on treatment of severe mental health disorders in prison:

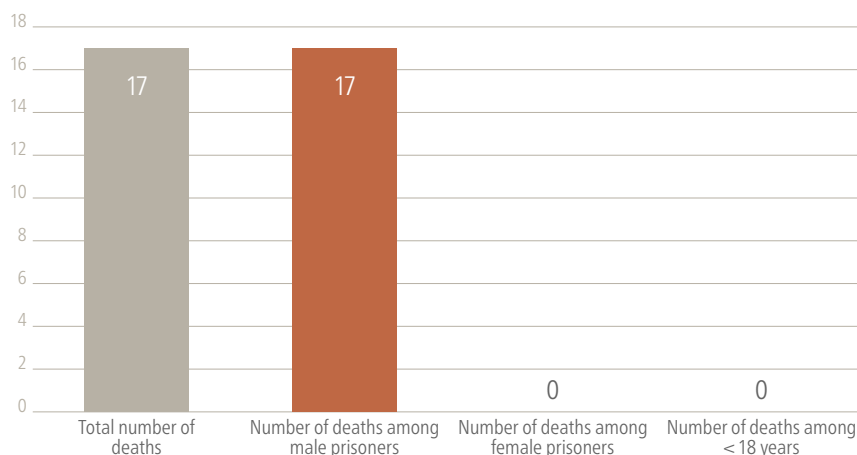
no

## MORTALITY

<b>Death rate (per 1 000 prisoners)<sup>a</sup></b>	3.6
<b>Number (%) of deaths by suicide<sup>a</sup></b>	3 (17.6)



### Deaths<sup>a</sup>



<sup>a</sup> 2015.

### Reference

1. Population, total. In: World Bank Open Data [online database]. Washington (DC): World Bank; 2018 (<https://data.worldbank.org/indicator/sp.pop.totl>, accessed 24 October 2018).

### World Health Organization Regional Office for Europe

UN City, Marmorvej 51, DK-2100 Copenhagen Ø, Denmark

Tel: +45 45 33 70 00 Fax: +45 45 33 70 01

Email: [eurocontact@who.int](mailto:eurocontact@who.int)

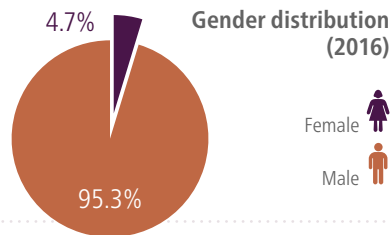
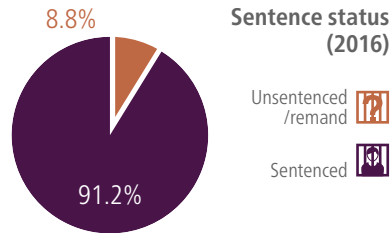
Website: [www.euro.who.int](http://www.euro.who.int)



## PRISON POPULATION

	2014	2015	2016
<b>Total capacity</b>	9 399	9 399	8 011
<b>Total daily number of prisoners</b>	8 609	7 355	6 815
<b>Occupancy level (%)</b>	92	78	85
<b>Incarceration rate<sup>a</sup></b>	294	253	238

<sup>a</sup> Per 100 000 of national population (population 2014: 2 932 367; 2015: 2 904 910; 2016: 2 868 231).



Number (%) of prisoners who are:  
 under 18 years (2016): **58 (0.9)**  
 over 55 years: **no national data**  
 racial/ethnic minorities: **no national data**

## PRISON HEALTH SYSTEMS

### Prison health-care governance

<b>Authority of prison health-care systems</b>	Ministry of Health or public health authorities; Ministry of Justice
<b>Administrative authority for prison health-care budget<sup>a</sup></b>	Ministry of Health or public health authorities; Ministry of Justice
<b>Health services funding source</b>	State budget
<b>National health-care complaints system</b>	Exists and available to prisoners

Ministry of Health or other public health authority has direct or indirect responsibility for the following

<b>Authorization of prison health services</b>	No	<b>Inspection of medical documentation</b>	Yes
<b>Assessment of prison health services</b>	Yes	<b>Inspection of prison hygiene, nutrition, living conditions</b>	Yes
<b>Prevention of infectious diseases</b>	No		

<sup>a</sup> The budget to cover services in public health facilities is managed by health insurance bodies – Ministry of Health.



## PRISON HEALTH-CARE WORKFORCE

### Number of health-care staff<sup>ab</sup>

<b>Total health-care staff</b>	243
<b>Physicians</b>	80
<b>Psychiatrists</b>	7
<b>Psychologists</b>	43
<b>Dentists</b>	15

### Health-care staff per 1 000 prisoners<sup>a</sup>

<b>Total health-care staff</b>	35.7
<b>Physicians</b>	11.7

<sup>a</sup> 2016. <sup>b</sup> Including external service providers and on the basis of full-time equivalents.

Pharmacists:  
in more than  
half of prisons

Dental hygienists and/or  
oral health promoters:  
not working  
in prisons

## PRISON ENVIRONMENT AND RISK FACTORS

Smoke-free cells	In all prisons
Drug-free units available	In more than half of prisons
Number of prisoners in drug-free units <sup>a</sup>	78
Meals produced in centralized kitchen for sentenced prisoners	In more than half of prisons
Urine or sputum screening for illicit drug use	Testing is mandatory for certain subgroups <sup>b</sup>
Number of prisoners tested for illicit drugs	No national data
Screening for harmful use of alcohol	No
Screening for severe mental health disorders	In all prisons

<sup>a</sup>2016. <sup>b</sup>For those suspected to be using drugs.

## DISEASE SCREENING

HIV testing on or close to reception	Testing is not mandatory (routinely offered – opt-out)
Number (%) tested for HIV on or close to reception	No national data
Screening for sexually transmitted infections (STIs) on or close to reception	In all prisons
Hepatitis B testing on or close to reception	Testing is not mandatory <sup>a</sup>
Hepatitis C testing on or close to reception	Testing is not mandatory <sup>a</sup>
Screening for oral health problems on or close to reception	In all prisons



Number (%) of prisoners who are:  
current injecting drug users: no national data  
ever injecting drug users: no national data

<sup>a</sup>Testing is performed in the case of clinical suspicion.

## PREVALENCE OF COMMUNICABLE DISEASES

### Hepatitis C virus (HCV) in prisoners

Percentage tested for anti-HCV (% of tests positive)	No national data
Percentage tested for HCV RNA (% of tests positive)	No national data

### Tuberculosis (TB) in prisoners<sup>a</sup>

Number (%) tested for new or relapse TB <sup>b</sup>	8 609 (no national data)
Number tested for multidrug-resistant (MDR)-TB <sup>c</sup>	14
Number diagnosed with new or relapse TB <sup>b</sup>	35
Number diagnosed with MDR-TB <sup>c</sup>	4
Number with new or relapse TB tested for HIV <sup>b</sup>	35
Number with new or relapse TB diagnosed with HIV <sup>b</sup>	0

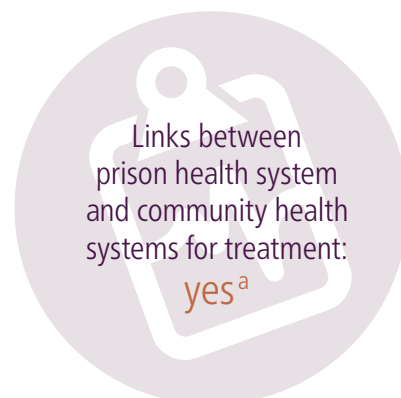
### HIV and STIs in prisoners

	Male	Female
Number (%) of HIV tests positive <sup>bd</sup>	27 (no national data)	2 (no national data)
Number (%) with syphilis	No national data	No national data
Number (%) with chlamydia	No national data	No national data

<sup>a</sup>All prisoners. <sup>b</sup>2016. <sup>c</sup>2015. <sup>d</sup>All prison receptions.

## PREVENTION OF INFECTION

Condoms available/free of charge	In all prisons /yes
Lubricants available/free of charge	No national data
Disinfectants for syringes, razors, tattoo equipment etc. available/free of charge	In all prisons /yes
Needle/syringe exchange programmes for prisoners who inject drugs implemented	No
Non-supervised family/partner visits possible (including the possibility for sexual intercourse)	In more than half of prisons
Full vaccination course against hepatitis B in prisons	Not available to prisoners



Links between prison health system and community health systems for treatment: **yes<sup>a</sup>**

<sup>a</sup>Patients can obtain necessary consultations from specialists in the civil system.

## TREATMENT

### Mental health and drug dependence

<b>Access to mental health support</b>	In all prisons
<b>Diversion to mental health treatment available following screening</b>	In all prisons
<b>Number of prisoners receiving opioid substitution therapy (OST)<sup>a</sup></b>	Not applicable
<b>Prisoners for whom OST is available<sup>a</sup></b>	Not applicable

### Communicable diseases in prisoners<sup>b</sup>

<b>Number receiving antiretroviral HIV treatment</b>	59
<b>Number receiving antiviral treatment for hepatitis C</b>	No national data
<b>Number who completed TB treatment</b>	33

<sup>a</sup>OST is not available. <sup>b</sup>2016.

### Available treatment for drug dependence

<b>Opioid maintenance (OST)</b>	No
<b>Detoxification with opioid agonists</b>	No
<b>Detoxification without opioid agonists</b>	Yes
<b>Mutual support/self-help</b>	Yes
<b>Other psychosocial treatment</b>	Yes

National guidelines on prevention of post-release drug-related death:

no

National guidelines on treatment of severe mental health disorders in prison:

yes

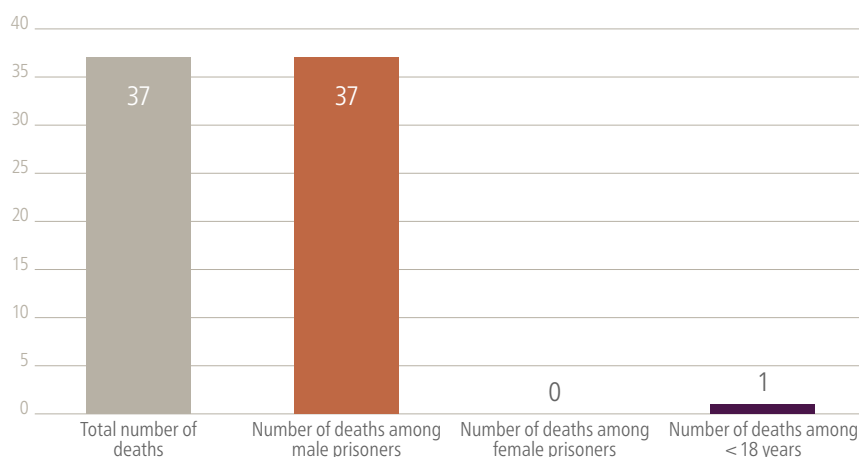
## MORTALITY

**Death rate (per 1 000 prisoners)<sup>a</sup>** 5.4

**Number (%) of deaths by suicide<sup>a</sup>** 14 (36.8)



### Deaths<sup>a</sup>



<sup>a</sup>2016.

### Reference

1. Population, total. In: World Bank Open Data [online database]. Washington (DC): World Bank; 2018 (<https://data.worldbank.org/indicator/sp.pop.totl>, accessed 24 October 2018).

### World Health Organization Regional Office for Europe

UN City, Marmorvej 51, DK-2100 Copenhagen Ø, Denmark

Tel: +45 45 33 70 00 Fax: +45 45 33 70 01

Email: [eurocontact@who.int](mailto:eurocontact@who.int)

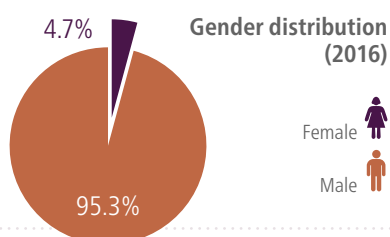
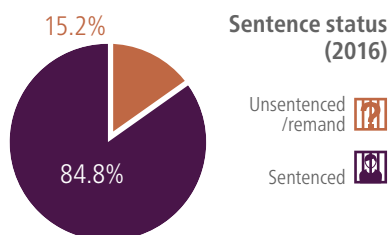
Website: [www.euro.who.int](http://www.euro.who.int)



## PRISON POPULATION

	2014	2015	2016
<b>Total capacity</b>	726	726	726
<b>Total daily number of prisoners</b>	630	528	576
<b>Occupancy level (%)</b>	87	73	79
<b>Incarceration rate<sup>a</sup></b>	145	119	126

<sup>a</sup> Per 100 000 of national population (population 2014: 434 558; 2015: 445 053; 2016: 455 356).



Number (%) of prisoners who are:  
 under 18 years (2016): **2 (0.3)**  
 over 55 years: **no national data**  
 racial/ethnic minorities: **no national data**

## PRISON HEALTH SYSTEMS

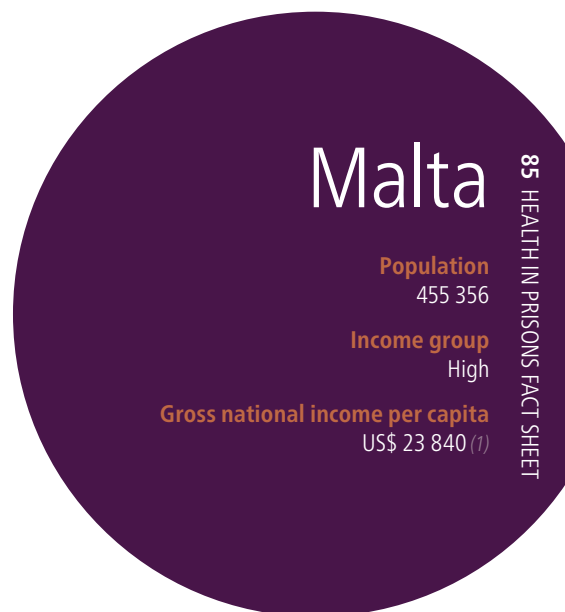
### Prison health-care governance

<b>Authority of prison health-care systems</b>	Ministry of Health or public health authorities; other <sup>a</sup>	
<b>Administrative authority for prison health-care budget</b>	Health-care department of the prison system; other <sup>a</sup>	
<b>Health services funding source</b>	Ministry of Health or other public health authorities	
<b>National health-care complaints system</b>	Exists and available to prisoners	

Ministry of Health or other public health authority has direct or indirect responsibility for the following

<b>Authorization of prison health services</b>	Yes	<b>Inspection of medical documentation</b>	No
<b>Assessment of prison health services</b>	No	<b>Inspection of prison hygiene, nutrition, living conditions</b>	Yes
<b>Prevention of infectious diseases</b>	Yes		

<sup>a</sup> Department of Correctional Services, care of Ministry for Home Affairs and Security.



## PRISON HEALTH-CARE WORKFORCE

### Number of health-care staff<sup>ab</sup>

<b>Total health-care staff</b>	37
<b>Physicians</b>	3
<b>Psychiatrists</b>	2
<b>Psychologists</b>	1
<b>Dentists</b>	1


### Health-care staff per 1 000 prisoners<sup>ac</sup>

<b>Total health-care staff</b>	64.2
<b>Physicians</b>	5.2

<sup>a</sup> 2017. <sup>b</sup> Including external service providers and on the basis of full-time equivalents. <sup>c</sup> Numerator is 2017 data and denominator 2016 data.

Pharmacists:  
in all prisons

Dental hygienists and/or  
oral health promoters:  
in all prisons





## PRISON ENVIRONMENT AND RISK FACTORS

Smoke-free cells	No
Drug-free units available	No
Number of prisoners in drug-free units	Not applicable
Meals produced in centralized kitchen for sentenced prisoners	In all prisons
Urine or sputum screening for illicit drug use	Testing is mandatory for every prisoner
Number of prisoners tested for illicit drugs <sup>a</sup>	1 848
Screening for harmful use of alcohol	No
Screening for severe mental health disorders	In all prisons

<sup>a</sup>2016.

## DISEASE SCREENING

HIV testing on or close to reception	Testing is not mandatory (routinely offered – opt-out)
Number (%) tested for HIV on or close to reception <sup>a</sup>	2 (missing)
Screening for sexually transmitted infections (STIs) on or close to reception	No national data
Hepatitis B testing on or close to reception	Testing is not mandatory (routinely offered – opt-out)
Hepatitis C testing on or close to reception	Testing is not mandatory (available)
Screening for oral health problems on or close to reception	In all prisons

<sup>a</sup>2017.



Number (%) of prisoners who are:  
 current injecting drug users: no national data  
 ever injecting drug users: no national data

## PREVALENCE OF COMMUNICABLE DISEASES

### Hepatitis C virus (HCV) in prisoners

Percentage tested for anti-HCV (% of tests positive)	Missing
Percentage tested for HCV RNA (% of tests positive) <sup>ab</sup>	75 (5.7)

### Tuberculosis (TB) in prisoners<sup>ac</sup>

Number (%) tested for new or relapse TB	0 (0)
Number tested for multidrug-resistant (MDR)-TB	0
Number diagnosed with new or relapse TB	Not applicable
Number diagnosed with MDR-TB	Not applicable
Number with new or relapse TB tested for HIV	0
Number with new or relapse TB diagnosed with HIV	Not applicable

### HIV and STI in prisoners

	Male	Female
Number (%) of HIV tests positive <sup>a</sup>	2 (missing)	0 (0)
Number (%) with syphilis	No national data	No national data
Number (%) with chlamydia	No national data	No national data

<sup>a</sup>2017. <sup>b</sup>All prison receptions. <sup>c</sup>All prisoners.

## PREVENTION OF INFECTION

Condoms available/free of charge	In all prisons /no
Lubricants available/free of charge	Yes/no
Disinfectants for syringes, razors, tattoo equipment etc. available/free of charge	No/not applicable
Needle/syringe exchange programmes for prisoners who inject drugs implemented	No
Non-supervised family/partner visits possible (including the possibility for sexual intercourse)	In all prisons
Full vaccination course against hepatitis B in prisons	Offered to all eligible prisoners and other <sup>a</sup>

<sup>a</sup> Offered to all officers.



## TREATMENT

### Mental health and drug dependence

<b>Access to mental health support</b>	In all prisons
<b>Diversion to mental health treatment available following screening</b>	In all prisons
<b>Number of prisoners receiving opioid substitution therapy (OST)</b>	No national data
<b>Prisoners for whom OST is available</b>	Sentenced prisoners and those in pre-trial detention

### Communicable diseases in prisoners

<b>Number receiving antiretroviral HIV treatment</b>	No national data
<b>Number receiving antiviral treatment for hepatitis C</b>	No national data
<b>Number who completed TB treatment<sup>a</sup></b>	1

<sup>a</sup>2017.

### Available treatment for drug dependence

<b>Opioid maintenance (OST)</b>	Yes
<b>Detoxification with opioid agonists</b>	Yes
<b>Detoxification without opioid agonists</b>	No
<b>Mutual support/self-help</b>	Yes
<b>Other psychosocial treatment</b>	Yes

National guidelines on prevention of post-release drug-related death:

yes

National guidelines on treatment of severe mental health disorders in prison:

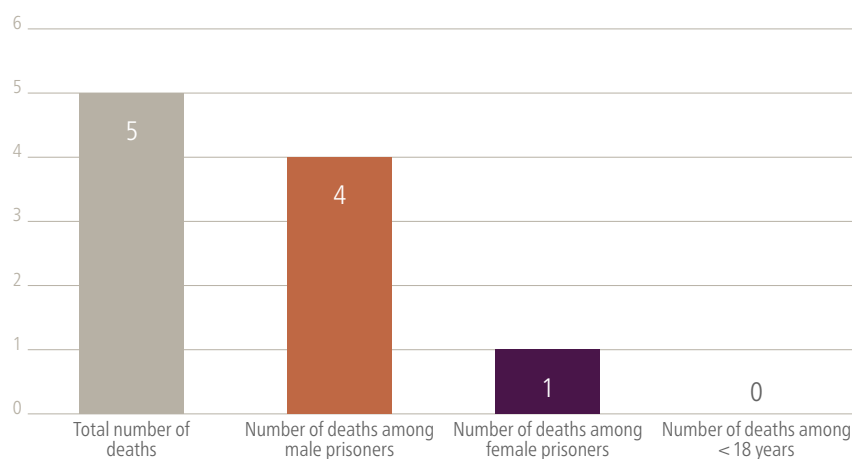
missing

## MORTALITY

<b>Death rate (per 1 000 prisoners)<sup>a</sup></b>	8.7
<b>Number (%) of deaths by suicide<sup>a</sup></b>	2 (40)



### Deaths<sup>a</sup>



<sup>a</sup>2016.

### Reference

1. Population, total. In: World Bank Open Data [online database]. Washington (DC): World Bank; 2018 (<https://data.worldbank.org/indicator/sp.pop.totl>, accessed 24 October 2018).

### World Health Organization Regional Office for Europe

UN City, Marmorvej 51, DK-2100 Copenhagen Ø, Denmark

Tel: +45 45 33 70 00 Fax: +45 45 33 70 01

Email: [eurocontact@who.int](mailto:eurocontact@who.int)


Website: [www.euro.who.int](http://www.euro.who.int)



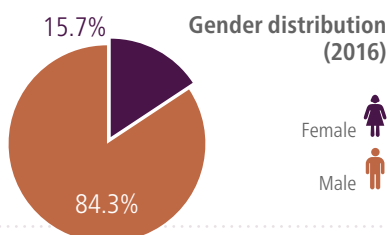
## PRISON POPULATION

	2014	2015	2016
<b>Total capacity</b>	80	80	80
<b>Total daily number of prisoners</b>	Missing	29 <sup>a</sup>	Missing
<b>Occupancy level (%)</b>	Not applicable	36	Not applicable
<b>Incarceration rate<sup>b</sup></b>	Not applicable	75	Not applicable

<sup>a</sup> Walmsley (2). <sup>b</sup> Per 100 000 of national population (population 2014: 38 132; 2015: 38 307; 2016: 38 499).



### Sentence status



Number (%) of prisoners who are:  
 under 18 years (2016): **missing (1)**  
 over 55 years (2016): **missing (5.9)**  
 racial/ethnic minorities: **no national data**

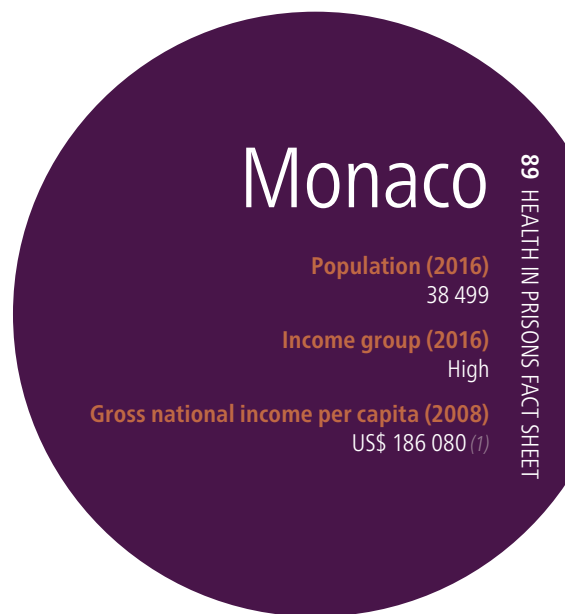
## PRISON HEALTH SYSTEMS

### Prison health-care governance

<b>Authority of prison health-care systems</b>	Ministry of Justice
<b>Administrative authority for prison health-care budget</b>	Ministry of Justice
<b>Health services funding source</b>	State budget
<b>National health-care complaints system</b>	Exists and available to prisoners

Ministry of Health or other public health authority has direct or indirect responsibility for the following

<b>Authorization of prison health services</b>	No	<b>Inspection of medical documentation</b>	Yes
<b>Assessment of prison health services</b>	No	<b>Inspection of prison hygiene, nutrition, living conditions</b>	No
<b>Prevention of infectious diseases</b>	Yes		



## PRISON HEALTH-CARE WORKFORCE

### Number of health-care staff<sup>ab</sup>

<b>Total health-care staff</b>	Missing
<b>Physicians</b>	4
<b>Psychiatrists</b>	2
<b>Psychologists</b>	1
<b>Dentists</b>	1


### Health-care staff per 1 000 prisoners

<b>Total health-care staff</b>	Not applicable
<b>Physicians</b>	Not applicable <sup>c</sup>

<sup>a</sup> 2016. <sup>b</sup> Including external service providers, not on the basis of full-time equivalents. <sup>c</sup> Cannot be calculated as data for physicians are not available on the basis of full-time equivalents.

Pharmacists: **not working in prisons**

Dental hygienists and/or oral health promoters: **in all prisons**



## PRISON ENVIRONMENT AND RISK FACTORS

Smoke-free cells	In all prisons
Drug-free units available	No
Number of prisoners in drug-free units	Not applicable
Meals produced in centralized kitchen for sentenced prisoners	In all prisons
Urine or sputum screening for illicit drug use	Testing is not mandatory (not available)
Number of prisoners tested for illicit drugs <sup>a</sup>	0
Screening for harmful use of alcohol	No
Screening for severe mental health disorders	In all prisons

<sup>a</sup>2016.

## DISEASE SCREENING

HIV testing on or close to reception	Testing is mandatory for every prisoner
Number (%) tested for HIV on or close to reception <sup>a</sup>	102 (100)
Screening for sexually transmitted infections (STIs) on or close to reception	In all prisons
Hepatitis B testing on or close to reception	Testing is mandatory for every prisoner
Hepatitis C testing on or close to reception	Testing is mandatory for every prisoner
Screening for oral health problems on or close to reception	In all prisons



Number (%) of prisoners who are:  
current injecting drug users:<sup>ab</sup> 2 (7)  
ever injecting drug users: missing

<sup>a</sup>2016. <sup>b</sup>All prison receptions.

## PREVALENCE OF COMMUNICABLE DISEASES

### Hepatitis C virus (HCV) in prisoners

Percentage tested for anti-HCV (% of tests positive)	No national data
Percentage tested for HCV RNA (% of tests positive)	Missing

### Tuberculosis (TB) in prisoners<sup>ab</sup>

Number (%) tested for new or relapse TB	0(0)
Number tested for multidrug-resistant (MDR)-TB	0
Number diagnosed with new or relapse TB	Not applicable
Number diagnosed with MDR-TB	Not applicable
Number with new or relapse TB tested for HIV <sup>c</sup>	0
Number with new or relapse TB diagnosed with HIV	Not applicable

### HIV and STIs in prisoners

	Male	Female
Number (%) of HIV tests positive <sup>ad</sup>	1 (1)	0 (0)
Number (%) with syphilis	No national data	No national data
Number (%) with chlamydia	No national data	No national data

<sup>a</sup>2016. <sup>b</sup>Reference group is missing. <sup>c</sup>Detainees not tested. <sup>d</sup>All prison receptions.

## PREVENTION OF INFECTION

Condoms available/free of charge	No/not applicable
Lubricants available/free of charge	No/not applicable
Disinfectants for syringes, razors, tattoo equipment etc. available/free of charge	No/not applicable
Needle/syringe exchange programmes for prisoners who inject drugs implemented	No
Non-supervised family/partner visits possible (including the possibility for sexual intercourse)	No
Full vaccination course against hepatitis B in prisons	Not available to prisoners

Links between prison health system and community health systems for treatment:  
no

## TREATMENT

### Mental health and drug dependence

<b>Access to mental health support</b>	No
<b>Diversion to mental health treatment available following screening</b>	In all prisons
<b>Number of prisoners receiving opioid substitution therapy (OST)<sup>a</sup></b>	3
<b>Prisoners for whom OST is available</b>	Sentenced prisoners only

### Communicable diseases in prisoners

<b>Number receiving antiretroviral HIV treatment<sup>a</sup></b>	1
<b>Number receiving antiviral treatment for hepatitis C<sup>a</sup></b>	1
<b>Number who completed TB treatment<sup>b</sup></b>	0

<sup>a</sup> 2016. <sup>b</sup> Reference year missing.

### Available treatment for drug dependence

<b>Opioid maintenance (OST)</b>	Yes
<b>Detoxification with opioid agonists</b>	Yes
<b>Detoxification without opioid agonists</b>	No
<b>Mutual support/self-help</b>	No
<b>Other psychosocial treatment</b>	No

National guidelines on prevention of post-release drug-related death:

no

National guidelines on treatment of severe mental health disorders in prison:

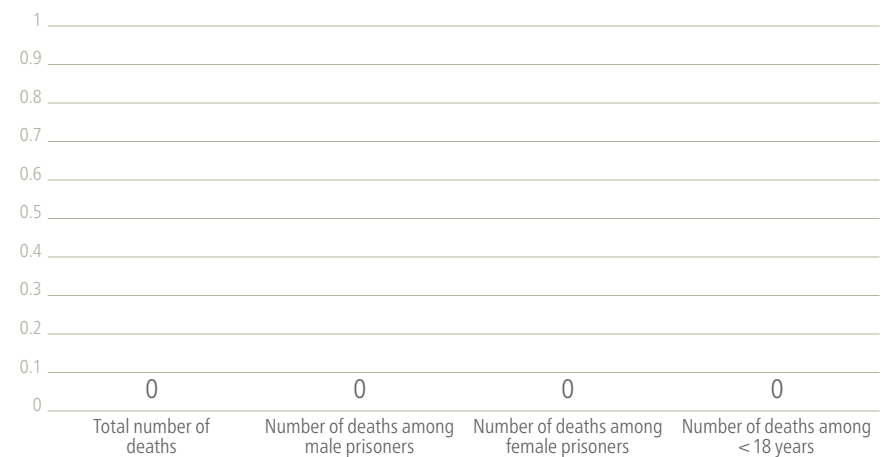
no

## MORTALITY

<b>Death rate (per 1 000 prisoners)<sup>a</sup></b>	0
<b>Number (%) of deaths by suicide<sup>a</sup></b>	0



### Deaths<sup>a</sup>



<sup>a</sup> Reference year is missing.

### References

1. Population, total. In: World Bank Open Data [online database]. Washington (DC): World Bank; 2018 (<https://data.worldbank.org/indicator/sp.pop.totl>, accessed 24 October 2018).
2. Walsmsley R. World prison population list: 12th edition. London: International Centre for Prison Studies, Kings College; 2018 ([http://www.prisonstudies.org/sites/default/files/resources/downloads/wppl\\_12.pdf](http://www.prisonstudies.org/sites/default/files/resources/downloads/wppl_12.pdf), accessed 8 November 2018).

### World Health Organization Regional Office for Europe

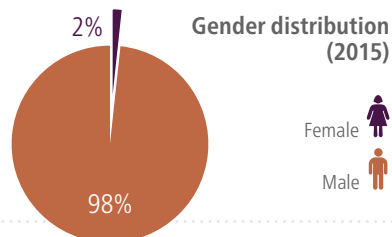
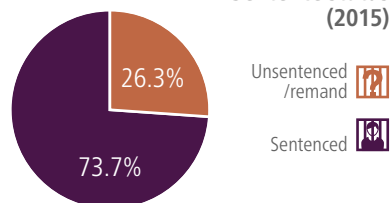
UN City, Marmorvej 51, DK-2100 Copenhagen Ø, Denmark  
 Tel: +45 45 33 70 00 Fax: +45 45 33 70 01  
 Email: [eurocontact@who.int](mailto:eurocontact@who.int)  
 Website: [www.euro.who.int](http://www.euro.who.int)



## PRISON POPULATION

	2014	2015	2016
<b>Total capacity</b>	1 350	1 350	1 350
<b>Total daily number of prisoners</b>	1 123	1 131	1 350
<b>Occupancy level (%)</b>	83	84	100
<b>Incarceration rate<sup>a</sup></b>	181	182	217

<sup>a</sup> Per 100 000 of national population (population 2014: 621 810; 2015: 622 159; 2016: 622 303).



Number (%) of prisoners who are:  
 under 18 years (2016): **4 (0.3)**  
 over 55 years: **no national data**  
 racial/ethnic minorities: **no national data**

## PRISON HEALTH SYSTEMS

### Prison health-care governance

<b>Authority of prison health-care systems</b>	Ministry of Justice
<b>Administrative authority for prison health-care budget</b>	Ministry of Justice
<b>Health services funding source</b>	State budget
<b>National health-care complaints system</b>	Unavailable to prisoners

Ministry of Health or other public health authority has direct or indirect responsibility for the following

<b>Authorization of prison health services</b>	No	<b>Inspection of medical documentation</b>	No
<b>Assessment of prison health services</b>	No	<b>Inspection of prison hygiene, nutrition, living conditions</b>	No
<b>Prevention of infectious diseases</b>	No		



## PRISON HEALTH-CARE WORKFORCE

### Number of health-care staff<sup>ab</sup>

<b>Total health-care staff</b>	28
<b>Physicians</b>	7
<b>Psychiatrists</b>	2
<b>Psychologists</b>	4
<b>Dentists</b>	1

### Health-care staff per 1 000 prisoners<sup>a</sup>

<b>Total health-care staff</b>	20.7
<b>Physicians</b>	5.2

<sup>a</sup> 2016. <sup>b</sup> Including external service providers and on the basis of full-time equivalents.

Pharmacists: **no national data**  
 Dental hygienists and/or oral health promoters: **in all prisons**





## PRISON ENVIRONMENT AND RISK FACTORS

Smoke-free cells	No
Drug-free units available	No
Number of prisoners in drug-free units	Not applicable
Meals produced in centralized kitchen for sentenced prisoners	In all prisons
Urine or sputum screening for illicit drug use	Testing is not mandatory <sup>a</sup>
Number of prisoners tested for illicit drugs	No national data
Screening for harmful use of alcohol	No
Screening for severe mental health disorders	In all prisons

<sup>a</sup>Conducted on estimation by doctors or security services.

## DISEASE SCREENING

HIV testing on or close to reception	Testing is not mandatory (available)
Number (%) tested for HIV on or close to reception <sup>a</sup>	100 (7.4)
Screening for sexually transmitted infections (STIs) on or close to reception	No
Hepatitis B testing on or close to reception	Testing is not mandatory (available)
Hepatitis C testing on or close to reception	Testing is not mandatory (available)
Screening for oral health problems on or close to reception	No



Number (%) of prisoners who are:  
current injecting drug users: no national data  
ever injecting drug users: no national data

<sup>a</sup>2016.

## PREVALENCE OF COMMUNICABLE DISEASES

### Hepatitis C virus (HCV) in prisoners<sup>ab</sup>

Percentage tested for anti-HCV (% of tests positive)	6 (8.1)
Percentage tested for HCV RNA (% of tests positive)	90 (40)

### Tuberculosis (TB) in prisoners<sup>ac</sup>

Number (%) tested for new or relapse TB	5 (0.6)
Number tested for multidrug-resistant (MDR)-TB	0
Number diagnosed with new or relapse TB	1
Number diagnosed with MDR-TB	Not applicable
Number with new or relapse TB tested for HIV	0
Number with new or relapse TB diagnosed with HIV	Not applicable

### HIV and STIs in prisoners<sup>a</sup>

	Male	Female
Number (%) of HIV tests positive <sup>b</sup>	1 (0.07)	0 (0.0)
Number (%) with syphilis	0 (0.0)	0 (0.0)
Number (%) with chlamydia	0 (0.0)	0 (0.0)

<sup>a</sup>2016. <sup>b</sup>All prison receptions. <sup>c</sup>All prisoners.

## PREVENTION OF INFECTION

Condoms available/free of charge	No/not applicable
Lubricants available/free of charge	No/not applicable
Disinfectants for syringes, razors, tattoo equipment etc. available/free of charge	No national data
Needle/syringe exchange programmes for prisoners who inject drugs implemented	No national data
Non-supervised family/partner visits possible (including the possibility for sexual intercourse)	In all prisons
Full vaccination course against hepatitis B in prisons	Missing



Links between prison health system and community health systems for treatment:  
yes

## TREATMENT

### Mental health and drug dependence

<b>Access to mental health support</b>	In all prisons
<b>Diversion to mental health treatment available following screening</b>	In all prisons
<b>Number of prisoners receiving opioid substitution therapy (OST)<sup>a</sup></b>	52
<b>Prisoners for whom OST is available</b>	Sentenced prisoners and those in pre-trial detention

### Communicable diseases in prisoners<sup>a</sup>

<b>Number receiving antiretroviral HIV treatment</b>	0
<b>Number receiving antiviral treatment for hepatitis C</b>	3
<b>Number who completed TB treatment</b>	1

<sup>a</sup>2016.

### Available treatment for drug dependence

<b>Opioid maintenance (OST)</b>	Yes
<b>Detoxification with opioid agonists</b>	No
<b>Detoxification without opioid agonists</b>	Yes
<b>Mutual support/self-help</b>	Yes
<b>Other psychosocial treatment</b>	No

National guidelines on prevention of post-release drug-related death:

no

National guidelines on treatment of severe mental health disorders in prison:

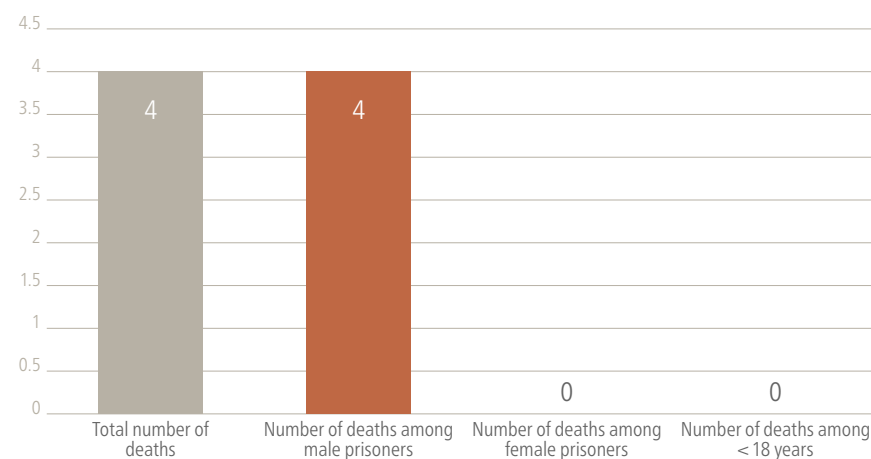
yes

## MORTALITY

<b>Death rate (per 1 000 prisoners)<sup>a</sup></b>	3
<b>Number (%) of deaths by suicide<sup>a</sup></b>	0 (0)



### Deaths<sup>a</sup>



<sup>a</sup>2016.

### Reference

1. Population, total. In: World Bank Open Data [online database]. Washington (DC): World Bank; 2018 (<https://data.worldbank.org/indicator/sp.pop.totl>, accessed 24 October 2018).

### World Health Organization Regional Office for Europe

UN City, Marmorvej 51, DK-2100 Copenhagen Ø, Denmark

Tel: +45 45 33 70 00 Fax: +45 45 33 70 01

Email: [eurocontact@who.int](mailto:eurocontact@who.int)

Website: [www.euro.who.int](http://www.euro.who.int)




## PRISON POPULATION

	2014	2015	2016
<b>Total capacity</b>	12 454	12 071	11 982
<b>Total daily number of prisoners</b>	10 544	9 909	8 976
<b>Occupancy level (%)</b>	85	82	75
<b>Incarceration rate<sup>a</sup></b>	63	58	53

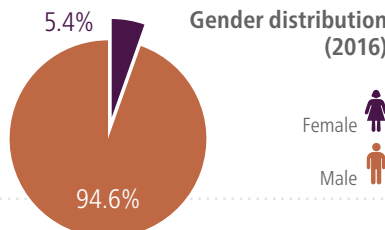
<sup>a</sup> Per 100 000 of national population (population 2014: 16 865 008; 2015: 16 939 923; 2016: 17 030 314).

### Sentence status

Unsentenced /remand   
Sentenced 



### Gender distribution (2016)



Number (%) of prisoners who are:  
under 18 years (2016): 411 (not applicable)<sup>a</sup>  
over 55 years (2016): missing<sup>b</sup>  
racial/ethnic minorities (2016): 3 838 (42.8)

<sup>a</sup> People under 18 years of age are not included as part of the total prison population. <sup>b</sup> In 2016, there were 1332 people over the age of 50 in prisons.

## PRISON HEALTH SYSTEMS

### Prison health-care governance

<b>Authority of prison health-care systems</b>	Ministry of Justice
<b>Administrative authority for prison health-care budget</b>	Ministry of Justice
<b>Health services funding source</b>	Ministry of Justice
<b>National health-care complaints system</b>	Exists and available to prisoners

Ministry of Health or other public health authority has direct or indirect responsibility for the following

<b>Authorization of prison health services</b>	No	<b>Inspection of medical documentation</b>	Yes
<b>Assessment of prison health services</b>	No	<b>Inspection of prison hygiene, nutrition, living conditions</b>	Yes
<b>Prevention of infectious diseases</b>	No		



## PRISON HEALTH-CARE WORKFORCE

### Number of health-care staff<sup>a</sup>

<b>Total health-care staff</b>	No national data
<b>Physicians</b>	No national data
<b>Psychiatrists<sup>b</sup></b>	72.5
<b>Psychologists</b>	No national data
<b>Dentists</b>	No national data

### Health-care staff per 1 000 prisoners<sup>a</sup>

<b>Total health-care staff</b>	Not applicable
<b>Physicians</b>	Not applicable

<sup>a</sup> Including external service providers and on the basis of full-time equivalents. <sup>b</sup> 2016.

Pharmacists:  
not working  
in prisons

Dental hygienists and/or  
oral health promoters:  
in all prisons




## PRISON ENVIRONMENT AND RISK FACTORS

Smoke-free cells	No
Drug-free units available	No
Number of prisoners in drug-free units	Not applicable
Meals produced in centralized kitchen for sentenced prisoners	In all prisons
Urine or sputum screening for illicit drug use	Testing is not mandatory <sup>a</sup>
Number of prisoners tested for illicit drugs	No national data
Screening for harmful use of alcohol	In all prisons
Screening for severe mental health disorders	In all prisons

<sup>a</sup>Selective testing is conducted in some situations, such as when prisoners return after a weekend at home.

## DISEASE SCREENING

HIV testing on or close to reception	Testing is not mandatory (available)
Number (%) tested for HIV on or close to reception	No national data
Screening for sexually transmitted infections (STIs) on or close to reception	In all prisons
Hepatitis B testing on or close to reception	Testing is not mandatory (available)
Hepatitis C testing on or close to reception	Testing is not mandatory (available)
Screening for oral health problems on or close to reception	No



Number (%) of prisoners who are:  
current injecting drug users: no national data  
ever injecting drug users: no national data

## PREVALENCE OF COMMUNICABLE DISEASES

### Hepatitis C virus (HCV) in prisoners

Percentage tested for anti-HCV (% of tests positive)	No national data
Percentage tested for HCV RNA (% of tests positive)	No national data

### Tuberculosis (TB) in prisoners<sup>ab</sup>

Number (%) tested for new or relapse TB	12 222 (34)
Number tested for multidrug-resistant (MDR)-TB	13
Number diagnosed with new or relapse TB	13
Number diagnosed with MDR-TB	2
Number with new or relapse TB tested for HIV	13
Number with new or relapse TB diagnosed with HIV	2

### HIV and STIs in prisoners

	Male	Female
Number (%) of HIV tests positive	No national data	No national data
Number (%) with syphilis	No national data	No national data
Number (%) with chlamydia	No national data	No national data

<sup>a</sup>2016. <sup>b</sup>The following groups are screened: people born in a country with a prevalence of TB > 10 per 100 000 people; people who have had TB in the past; people who have served sentences in foreign prisons in the past five years; and people with symptoms.

## PREVENTION OF INFECTION

Condoms available/free of charge	In all prisons /yes
Lubricants available/free of charge	No national data
Disinfectants for syringes, razors, tattoo equipment etc. available/free of charge	No national data
Needle/syringe exchange programmes for prisoners who inject drugs implemented	No
Non-supervised family/partner visits possible (including the possibility for sexual intercourse)	In fewer than half of prisons
Full vaccination course against hepatitis B in prisons	Other <sup>a</sup>

<sup>a</sup> Offered to men who have sex with men.



## TREATMENT

### Mental health and drug dependence

<b>Access to mental health support</b>	In all prisons
<b>Diversion to mental health treatment available following screening</b>	In all prisons
<b>Number of prisoners receiving opioid substitution therapy (OST)</b>	No national data
<b>Prisoners for whom OST is available</b>	Sentenced prisoners and those in pre-trial detention

### Communicable diseases in prisoners

<b>Number receiving antiretroviral HIV treatment</b>	No national data
<b>Number receiving antiviral treatment for hepatitis C</b>	No national data
<b>Number who completed TB treatment</b>	Missing <sup>a</sup>

<sup>a</sup> Fifty people completed treatment between 2011 and 2014.

### Available treatment for drug dependence

<b>Opioid maintenance (OST)</b>	Yes
<b>Detoxification with opioid agonists</b>	Yes
<b>Detoxification without opioid agonists</b>	No
<b>Mutual support/self-help</b>	No
<b>Other psychosocial treatment</b>	No

National guidelines on prevention of post-release drug-related death:

yes

National guidelines on treatment of severe mental health disorders in prison:

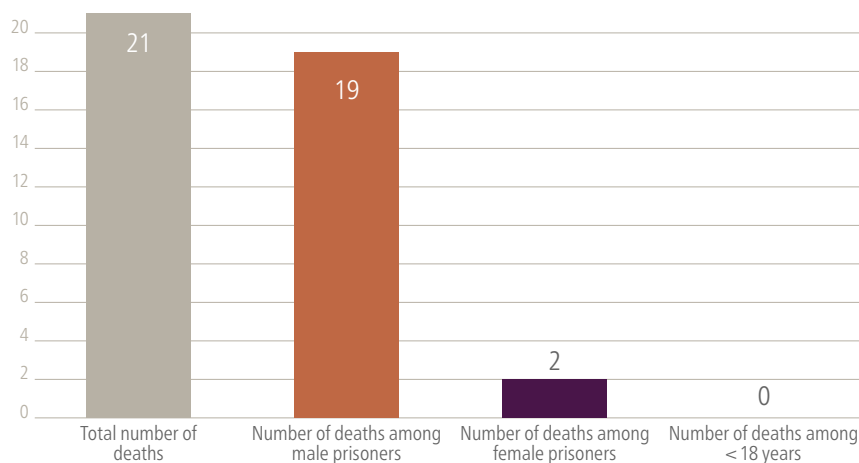
yes

## MORTALITY

<b>Death rate (per 1 000 prisoners)<sup>a</sup></b>	2.3
<b>Number (%) of deaths by suicide<sup>a</sup></b>	6 (28.6)



### Deaths<sup>a</sup>



<sup>a</sup>2016.

### Reference

1. Population, total. In: World Bank Open Data [online database]. Washington (DC): World Bank; 2018 (<https://data.worldbank.org/indicator/sp.pop.totl>, accessed 24 October 2018).

### World Health Organization Regional Office for Europe

UN City, Marmorvej 51, DK-2100 Copenhagen Ø, Denmark

Tel: +45 45 33 70 00 Fax: +45 45 33 70 01

Email: [eurocontact@who.int](mailto:eurocontact@who.int)

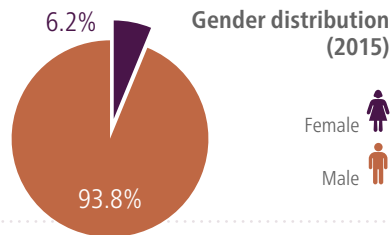
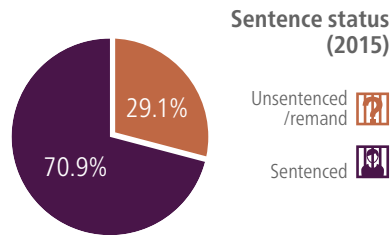
Website: [www.euro.who.int](http://www.euro.who.int)



## PRISON POPULATION

	2014	2015	2016
<b>Total capacity</b>	3 803	3 916	3 823
<b>Total daily number of prisoners</b>	Missing	3 746 <sup>a</sup>	No national data
<b>Occupancy level (%)</b>	Not applicable	96	Not applicable
<b>Incarceration rate<sup>b</sup></b>	Not applicable	72	Not applicable

<sup>a</sup> Walmsley (2). <sup>b</sup> Per 100 000 of national population (population 2014: 5 137 232; 2015: 5 190 239; 2016: 5 234 519).



Number (%) of prisoners who are:  
 under 18 years (2015): missing (0.2)  
 over 55 years (2015): missing (2.0)  
 racial/ethnic minorities (2016): no national data

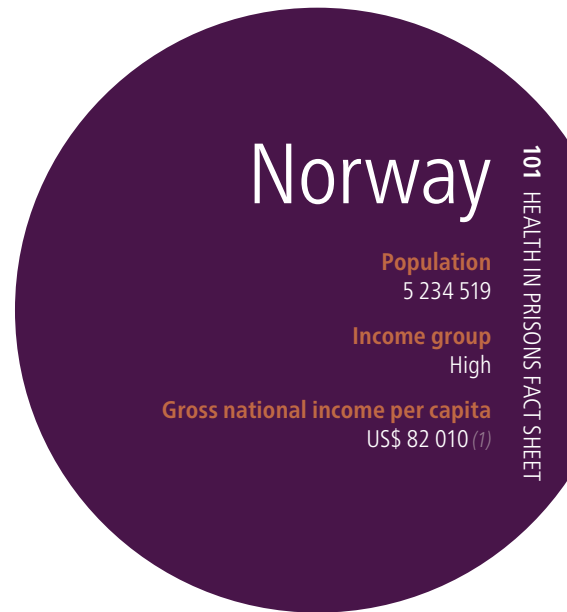
## PRISON HEALTH SYSTEMS

### Prison health-care governance

<b>Authority of prison health-care systems</b>	Ministry of Health or other public health authorities
<b>Administrative authority for prison health-care budget</b>	Ministry of Health or other public health authorities
<b>Health services funding source</b>	State budget
<b>National health-care complaints system</b>	Exists and available to prisoners

Ministry of Health or other public health authority has direct or indirect responsibility for the following

<b>Authorization of prison health services</b>	Yes	<b>Inspection of medical documentation</b>	Yes
<b>Assessment of prison health services</b>	Yes	<b>Inspection of prison hygiene, nutrition, living conditions</b>	Yes
<b>Prevention of infectious diseases</b>	Yes		



## PRISON HEALTH-CARE WORKFORCE

### Number of health-care staff<sup>ab</sup>

<b>Total health-care staff</b>	136
<b>Physicians</b>	14.3
<b>Psychiatrists</b>	No national data
<b>Psychologists</b>	No national data
<b>Dentists</b>	No national data


### Health-care staff per 1 000 prisoners<sup>ac</sup>

<b>Total health-care staff</b>	36.3
<b>Physicians</b>	3.8

<sup>a</sup> 2015. <sup>b</sup> Including external service providers and on the basis of full-time equivalents. <sup>c</sup> Data from Walmsley (2) were used as the denominator for these calculations.

Pharmacists:  
not working in prisons

Dental hygienists and/or oral health promoters:  
no national data





## PRISON ENVIRONMENT AND RISK FACTORS

Smoke-free cells	No national data
Drug-free units available	No national data
Number of prisoners in drug-free units	Not applicable
Meals produced in centralized kitchen for sentenced prisoners	In more than half of prisons
Urine or sputum screening for illicit drug use	No national data
Number of prisoners tested for illicit drugs	Missing
Screening for harmful use of alcohol	No national data
Screening for severe mental health disorders	In all prisons

## DISEASE SCREENING

HIV testing on or close to reception	Testing is not mandatory (available)
Number (%) tested for HIV on or close to reception	No national data
Screening for sexually transmitted infections (STIs) on or close to reception	No national data
Hepatitis B testing on or close to reception	Testing is not mandatory <sup>a</sup>
Hepatitis C testing on or close to reception	Testing is not mandatory (available)
Screening for oral health problems on or close to reception	In more than half of prisons



Number (%) of prisoners who are:  
current injecting drug users: no national data  
ever injecting drug users: no national data

<sup>a</sup>Recommended in national guidelines.

## PREVALENCE OF COMMUNICABLE DISEASES

### Hepatitis C virus (HCV) in prisoners

Percentage tested for anti-HCV (% of tests positive)	No national data
Percentage tested for HCV RNA (% of tests positive)	No national data

### Tuberculosis (TB) in prisoners

Number (%) tested for new or relapse TB	No national data
Number tested for multidrug-resistant (MDR)-TB	No national data
Number diagnosed with new or relapse TB	No national data
Number diagnosed with MDR-TB	No national data
Number with new or relapse TB tested for HIV	No national data
Number with new or relapse TB diagnosed with HIV	No national data

### HIV and STIs in prisoners

	Male	Female
Number (%) of HIV tests positive	No national data	No national data
Number (%) with syphilis	No national data	No national data
Number (%) with chlamydia	No national data	No national data

## PREVENTION OF INFECTION

Condoms available/free of charge	In all prisons /yes
Lubricants available/free of charge	No national data
Disinfectants for syringes, razors, tattoo equipment etc. available/free of charge	In more than half of prisons /yes
Needle/syringe exchange programmes for prisoners who inject drugs implemented	No
Non-supervised family/partner visits possible (including the possibility for sexual intercourse)	In more than half of prisons
Full vaccination course against hepatitis B in prisons	Offered to at-risk groups

Links between prison health system and community health systems for treatment:  
yes

## TREATMENT

### Mental health and drug dependence

<b>Access to mental health support</b>	In all prisons
<b>Diversion to mental health treatment available following screening</b>	No
<b>Number of prisoners receiving opioid substitution therapy (OST)<sup>a</sup></b>	409
<b>Prisoners for whom OST is available</b>	Sentenced prisoners and those in pre-trial detention

### Communicable diseases in prisoners

<b>Number receiving antiretroviral HIV treatment</b>	No national data
<b>Number receiving antiviral treatment for hepatitis C</b>	No national data
<b>Number who completed TB treatment</b>	No national data

<sup>a</sup>2015.

### Available treatment for drug dependence

<b>Opioid maintenance (OST)</b>	Yes
<b>Detoxification with opioid agonists</b>	Yes
<b>Detoxification without opioid agonists</b>	Yes
<b>Mutual support/self-help</b>	No
<b>Other psychosocial treatment</b>	Yes

National guidelines on prevention of post-release drug-related death:

yes

National guidelines on treatment of severe mental health disorders in prison:

yes

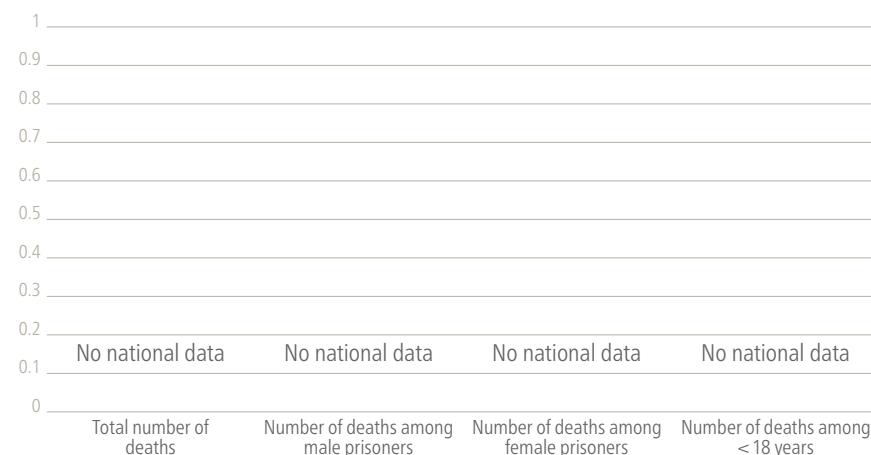
## MORTALITY

**Death rate (per 1 000 prisoners)** Not applicable

**Number (%) of deaths by suicide** No national data



### Deaths



### References

1. Population, total. In: World Bank Open Data [online database]. Washington (DC): World Bank; 2018 (<https://data.worldbank.org/indicator/sp.pop.totl>, accessed 24 October 2018).
2. Walsmsley R. World prison population list: 12th edition. London: International Centre for Prison Studies, Kings College; 2018 ([http://www.prisonstudies.org/sites/default/files/resources/downloads/wpp1\\_12.pdf](http://www.prisonstudies.org/sites/default/files/resources/downloads/wpp1_12.pdf), accessed 8 November 2018).

### World Health Organization Regional Office for Europe

UN City, Marmorvej 51, DK-2100 Copenhagen Ø, Denmark

Tel: +45 45 33 70 00 Fax: +45 45 33 70 01

Email: [eurocontact@who.int](mailto:eurocontact@who.int)

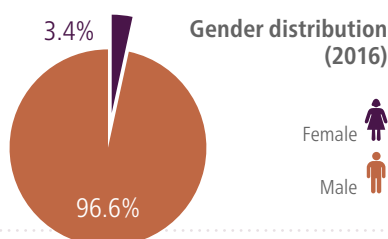
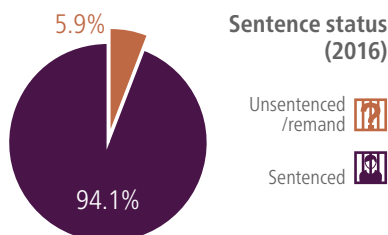
Website: [www.euro.who.int](http://www.euro.who.int)



## PRISON POPULATION

	2014	2015	2016
<b>Total capacity<sup>a</sup></b>	87 311	87 742	87 395
<b>Total daily number of prisoners<sup>a</sup></b>	78 994	77 371	70 836
<b>Occupancy level (%)</b>	90	88	81
<b>Incarceration rate<sup>b</sup></b>	208	204	187

<sup>a</sup> Data from 31 December 2013, 2014 and 2015 reported for 2014, 2015 and 2016 respectively. <sup>b</sup> Per 100 000 of national population (population 2014: 38 011 735; 2015: 37 986 412; 2016: 37 970 087).



Number (%) of prisoners who are:  
 under 18 years: no national data  
 over 55 years: no national data  
 racial/ethnic minorities: no national data

## PRISON HEALTH SYSTEMS

### Prison health-care governance

<b>Authority of prison health-care systems</b>	Ministry of Justice
<b>Administrative authority for prison health-care budget</b>	Ministry of Justice
<b>Health services funding source</b>	Ministry of Justice
<b>National health-care complaints system</b>	Exists and available to prisoners

Ministry of Health or other public health authority has direct or indirect responsibility for the following

<b>Authorization of prison health services</b>	No	<b>Inspection of medical documentation</b>	No
<b>Assessment of prison health services</b>	No	<b>Inspection of prison hygiene, nutrition, living conditions</b>	Yes
<b>Prevention of infectious diseases</b>	No		



## PRISON HEALTH-CARE WORKFORCE

### Number of health-care staff<sup>ab</sup>

<b>Total health-care staff</b>	1 722.7
<b>Physicians</b>	525.3
<b>Psychiatrists</b>	38.9
<b>Psychologists</b>	616.2
<b>Dentists</b>	No national data

### Health-care staff per 1 000 prisoners<sup>a</sup>

<b>Total health-care staff</b>	24.3
<b>Physicians</b>	7.4

<sup>a</sup> 2016. <sup>b</sup> Excluding external service providers and on the basis of full-time equivalents.

Pharmacists:  
in fewer than half of prisons

Dental hygienists and/or oral health promoters:  
in fewer than half of prisons

## PRISON ENVIRONMENT AND RISK FACTORS

Smoke-free cells	In all prisons
Drug-free units available	Missing
Number of prisoners in drug-free units	Missing
Meals produced in centralized kitchen for sentenced prisoners	In all prisons
Urine or sputum screening for illicit drug use	Testing is not mandatory (available) <sup>a</sup>
Number of prisoners tested for illicit drugs	No national data
Screening for harmful use of alcohol	In all prisons
Screening for severe mental health disorders	In all prisons

<sup>a</sup>Decided by the security service.

## DISEASE SCREENING

HIV testing on or close to reception	Testing is not mandatory (available)
Number (%) tested for HIV on or close to reception	No national data
Screening for sexually transmitted infections (STIs) on or close to reception	No
Hepatitis B testing on or close to reception	Testing is not mandatory (available)
Hepatitis C testing on or close to reception	Testing is not mandatory (available)
Screening for oral health problems on or close to reception	In all prisons



Number (%) of prisoners who are:  
current injecting drug users: no national data  
ever injecting drug users: no national data

## PREVALENCE OF COMMUNICABLE DISEASES

### Hepatitis C virus (HCV) in prisoners

Percentage tested for anti-HCV (% of tests positive)	No national data
Percentage tested for HCV RNA (% of tests positive)	No national data

### Tuberculosis (TB) in prisoners

Number (%) tested for new or relapse TB	No national data
Number tested for multidrug-resistant (MDR)-TB	No national data
Number diagnosed with new or relapse TB <sup>ab</sup>	272
Number diagnosed with MDR-TB	No national data
Number with new or relapse TB tested for HIV	No national data
Number with new or relapse TB diagnosed with HIV	No national data

### HIV and STIs in prisoners

	Male	Female
Number (%) of HIV tests positive	No national data	No national data
Number (%) with syphilis	No national data	No national data
Number (%) with chlamydia	No national data	No national data

<sup>a</sup>2016. <sup>b</sup>All prisoners.

## PREVENTION OF INFECTION

Condoms available/free of charge	No/not applicable
Lubricants available/free of charge	No/not applicable
Disinfectants for syringes, razors, tattoo equipment etc. available/free of charge	No/not applicable
Needle/syringe exchange programmes for prisoners who inject drugs implemented	No
Non-supervised family/partner visits possible (including the possibility for sexual intercourse)	In all prisons
Full vaccination course against hepatitis B in prisons	Other <sup>a</sup>

<sup>a</sup>Conducted when ordered by a physician.



## TREATMENT

### Mental health and drug dependence

<b>Access to mental health support</b>	In all prisons
<b>Diversion to mental health treatment available following screening</b>	No
<b>Number of prisoners receiving opioid substitution therapy (OST)<sup>a</sup></b>	140
<b>Prisoners for whom OST is available</b>	Sentenced prisoners and those in pre-trial detention

### Communicable diseases in prisoners

<b>Number receiving antiretroviral HIV treatment<sup>b</sup></b>	243
<b>Number receiving antiviral treatment for hepatitis C</b>	No national data
<b>Number who completed TB treatment</b>	No national data

<sup>a</sup> 2015. <sup>b</sup> 2016.

### Available treatment for drug dependence

<b>Opioid maintenance (OST)</b>	Yes
<b>Detoxification with opioid agonists</b>	Yes
<b>Detoxification without opioid agonists</b>	Yes
<b>Mutual support/self-help</b>	No
<b>Other psychosocial treatment</b>	Yes

National guidelines on prevention of post-release drug-related death:

no

National guidelines on treatment of severe mental health disorders in prison:

no

## MORTALITY

<b>Death rate (per 1 000 prisoners)<sup>a</sup></b>	1.4
<b>Number (%) of deaths by suicide<sup>a</sup></b>	23 (21.9)



### Deaths<sup>a</sup>



<sup>a</sup> 2015.

### Reference

1. Population, total. In: World Bank Open Data [online database]. Washington (DC): World Bank; 2018 (<https://data.worldbank.org/indicator/sp.pop.totl>, accessed 24 October 2018).

### World Health Organization Regional Office for Europe

UN City, Marmorvej 51, DK-2100 Copenhagen Ø, Denmark

Tel: +45 45 33 70 00 Fax: +45 45 33 70 01

Email: [eurocontact@who.int](mailto:eurocontact@who.int)

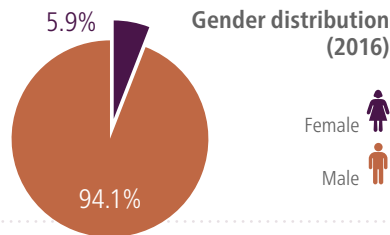
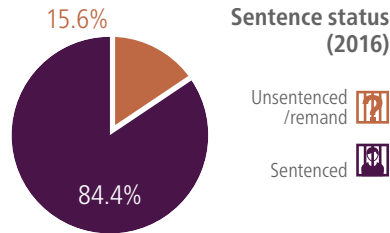
Website: [www.euro.who.int](http://www.euro.who.int)



## PRISON POPULATION

	2014	2015	2016
<b>Total capacity</b>	12 951	12 951	12 600
<b>Total daily number of prisoners</b>	14 003	14 222	14 305
<b>Occupancy level (%)</b>	111	113	114
<b>Incarceration rate<sup>a</sup></b>	135	137	139

<sup>a</sup> Per 100 000 of national population (population 2014: 10 401 062; 2015: 10 358 076; 2016: 10 325 452).



Number (%) of prisoners who are:  
 under 18 years (2016): **48 (0.3)**  
 over 55 years (2016): **2 586 (18.1)**  
 racial/ethnic minorities: **no national data**

## PRISON HEALTH SYSTEMS

### Prison health-care governance

<b>Authority of prison health-care systems</b>	Ministry of Justice
<b>Administrative authority for prison health-care budget</b>	Ministry of Justice
<b>Health services funding source</b>	Ministry of Justice
<b>National health-care complaints system</b>	Exists and available to prisoners

Ministry of Health or other public health authority has direct or indirect responsibility for the following

<b>Authorization of prison health services</b>	Yes	<b>Inspection of medical documentation</b>	No
<b>Assessment of prison health services</b>	Yes	<b>Inspection of prison hygiene, nutrition, living conditions</b>	Yes
<b>Prevention of infectious diseases</b>	No		



## PRISON HEALTH-CARE WORKFORCE

### Number of health-care staff<sup>a</sup>

<b>Total health-care staff<sup>b</sup></b>	120
<b>Physicians<sup>c</sup></b>	14
<b>Psychiatrists<sup>c</sup></b>	10
<b>Psychologists<sup>c</sup></b>	15
<b>Dentists<sup>c</sup></b>	6

### Health-care staff per 1 000 prisoners<sup>a</sup>

<b>Total health-care staff<sup>b</sup></b>	8.6
<b>Physicians<sup>c</sup></b>	1.0

<sup>a</sup> Excluding external service providers and on the basis of full-time equivalents. <sup>b</sup> 2014. <sup>c</sup> 2015.

Pharmacists:  
in all prisons

Dental hygienists and/or oral health promoters:  
in fewer than half of prisons





## PRISON ENVIRONMENT AND RISK FACTORS

Smoke-free cells	In all prisons
Drug-free units available	In fewer than half of prisons
Number of prisoners in drug-free units <sup>a</sup>	90
Meals produced in centralized kitchen for sentenced prisoners	In all prisons
Urine or sputum screening for illicit drug use	Testing is not mandatory (available)
Number of prisoners tested for illicit drugs	No national data
Screening for harmful use of alcohol	No
Screening for severe mental health disorders	No

<sup>a</sup>2015.

## DISEASE SCREENING

HIV testing on or close to reception	Testing is not mandatory (routinely offered – opt-out)
Number (%) tested for HIV on or close to reception	No national data
Screening for sexually transmitted infections (STIs) on or close to reception	In all prisons
Hepatitis B testing on or close to reception	Testing is not mandatory (routinely offered – opt-out)
Hepatitis C testing on or close to reception	Testing is not mandatory (routinely offered – opt-out)
Screening for oral health problems on or close to reception	In all prisons



Number (%) of prisoners who are:  
current injecting drug users: no national data  
ever injecting drug users: no national data

## PREVALENCE OF COMMUNICABLE DISEASES

### Hepatitis C virus (HCV) in prisoners

Percentage tested for anti-HCV (% of tests positive) <sup>ab</sup>	100 (14.4)
Percentage tested for HCV RNA (% of tests positive)	No national data

### Tuberculosis (TB) in prisoners<sup>ac</sup>

Number (%) tested for new or relapse TB	10 158 (41)
Number tested for multidrug-resistant (MDR)-TB	53
Number diagnosed with new or relapse TB	53
Number diagnosed with MDR-TB	0
Number with new or relapse TB tested for HIV	53
Number with new or relapse TB diagnosed with HIV	No national data

### HIV and STIs in prisoners

	Male	Female
Number (%) of HIV tests positive <sup>ab</sup>	590 (4.5)	31 (3.6)
Number (%) with syphilis	No national data	No national data
Number (%) with chlamydia	No national data	No national data

<sup>a</sup>2015. <sup>b</sup>All prison receptions. <sup>c</sup>All prisoners.

## PREVENTION OF INFECTION

Condoms available/free of charge	In all prisons /yes
Lubricants available/free of charge	No/not applicable
Disinfectants for syringes, razors, tattoo equipment etc. available/free of charge	In all prisons /yes
Needle/syringe exchange programmes for prisoners who inject drugs implemented	No
Non-supervised family/partner visits possible (including the possibility for sexual intercourse)	In more than half of prisons
Full vaccination course against hepatitis B in prisons	Offered to all eligible prisoners

Links between prison health system and community health systems for treatment:  
yes

## TREATMENT

### Mental health and drug dependence

<b>Access to mental health support</b>	In more than half of prisons
<b>Diversion to mental health treatment available following screening</b>	Not applicable
<b>Number of prisoners receiving opioid substitution therapy (OST)<sup>a</sup></b>	1 137
<b>Prisoners for whom OST is available</b>	Sentenced prisoners and those in pre-trial detention

### Communicable diseases in prisoners<sup>a</sup>

<b>Number receiving antiretroviral HIV treatment</b>	516
<b>Number receiving antiviral treatment for hepatitis C</b>	99
<b>Number who completed TB treatment</b>	37

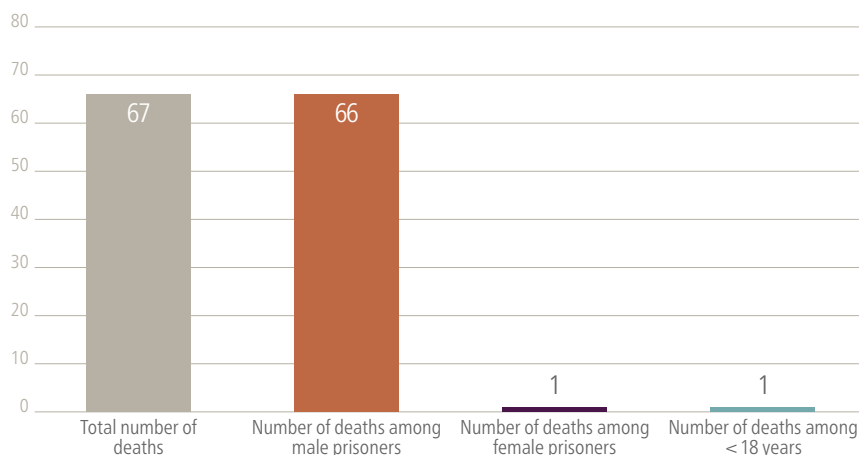
<sup>a</sup> 2015.

## MORTALITY

<b>Death rate (per 1 000 prisoners)<sup>a</sup></b>	4.7
<b>Number (%) of deaths by suicide<sup>a</sup></b>	11 (16.2)



### Deaths<sup>a</sup>



<sup>a</sup> 2015.

### Reference

1. Population, total. In: World Bank Open Data [online database]. Washington (DC): World Bank; 2018 (<https://data.worldbank.org/indicator/sp.pop.totl>, accessed 24 October 2018).

### World Health Organization Regional Office for Europe

UN City, Marmorvej 51, DK-2100 Copenhagen Ø, Denmark

Tel: +45 45 33 70 00 Fax: +45 45 33 70 01

Email: [eurocontact@who.int](mailto:eurocontact@who.int)

Website: [www.euro.who.int](http://www.euro.who.int)

### Available treatment for drug dependence

<b>Opioid maintenance (OST)</b>	Yes
<b>Detoxification with opioid agonists</b>	Yes
<b>Detoxification without opioid agonists</b>	Yes
<b>Mutual support/self-help</b>	Yes
<b>Other psychosocial treatment</b>	Yes

National guidelines on prevention of post-release drug-related death:

yes

National guidelines on treatment of severe mental health disorders in prison:

yes



## PRISON POPULATION

	2014	2015	2016
<b>Total capacity</b>	No national data	No national data	No national data
<b>Total daily number of prisoners</b>	7 314	8 054	7 762
<b>Occupancy level (%)</b>	Not applicable	Not applicable	Not applicable
<b>Incarceration rate<sup>a</sup></b>	206	227	219

<sup>a</sup> Per 100 000 of national population (population 2014: 3 556 397; 2015: 3 554 108; 2016: 3 551 954).

No national data

### Sentence status

Unsentenced /remand 

Sentenced 

### Gender distribution

Female 

Male 

No national data

Number (%) of prisoners who are:  
under 18 years: no national data

over 55 years: no national data

racial/ethnic minorities: no national data

## PRISON HEALTH SYSTEMS

### Prison health-care governance

<b>Authority of prison health-care systems</b>	Ministry of Justice; health-care department of the prison system
<b>Administrative authority for prison health-care budget</b>	Ministry of Justice
<b>Health services funding source</b>	State budget; Ministry of Interior
<b>National health-care complaints system</b>	Exists and available to prisoners

Ministry of Health or other public health authority has direct or indirect responsibility for the following

<b>Authorization of prison health services</b>	No	<b>Inspection of medical documentation</b>	No
<b>Assessment of prison health services</b>	No	<b>Inspection of prison hygiene, nutrition, living conditions</b>	No
<b>Prevention of infectious diseases</b>	No		



# Republic of Moldova

**Population**  
3 551 954

**Income group**  
Lower-middle

**Gross national income per capita**  
US\$ 2 140 <sup>(1)</sup>

113 HEALTH IN PRISONS FACT SHEET

## PRISON HEALTH-CARE WORKFORCE

### Number of health-care staff<sup>ab</sup>

<b>Total health-care staff</b>	205
<b>Physicians</b>	74
<b>Psychiatrists</b>	13
<b>Psychologists</b>	11
<b>Dentists</b>	Missing

### Health-care staff per 1 000 prisoners<sup>a</sup>

<b>Total health-care staff</b>	26.4
<b>Physicians</b>	9.5

<sup>a</sup> 2016. <sup>b</sup> Including external service providers and on the basis of full-time equivalents.

Pharmacists:  
in all prisons

Dental hygienists and/or  
oral health promoters:  
in all prisons




## PRISON ENVIRONMENT AND RISK FACTORS

Smoke-free cells	No
Drug-free units available	In all prisons
Number of prisoners in drug-free units	No national data
Meals produced in centralized kitchen for sentenced prisoners	In all prisons
Urine or sputum screening for illicit drug use	Testing is mandatory for certain subgroups <sup>a</sup>
Number of prisoners tested for illicit drugs	No national data
Screening for harmful use of alcohol	No
Screening for severe mental health disorders	In all prisons

<sup>a</sup>For those receiving methadone.

## DISEASE SCREENING

HIV testing on or close to reception	Testing is not mandatory (routinely offered – opt-out)
Number (%) tested for HIV on or close to reception <sup>a</sup>	1 375 (17.7)
Screening for sexually transmitted infections (STIs) on or close to reception	In all prisons
Hepatitis B testing on or close to reception	Testing is not mandatory (routinely offered – opt-out)
Hepatitis C testing on or close to reception	Testing is not mandatory (routinely offered – opt-out)
Screening for oral health problems on or close to reception	In all prisons



Number (%) of prisoners who are:  
current injecting drug users: no national data  
ever injecting drug users: no national data

<sup>a</sup>2016.

## PREVALENCE OF COMMUNICABLE DISEASES

### Hepatitis C virus (HCV) in prisoners<sup>ab</sup>

Percentage tested for anti-HCV (% of tests positive)	17.1 (83)
Percentage tested for HCV RNA (% of tests positive)	No national data (5.2)

### Tuberculosis (TB) in prisoners<sup>ac</sup>

Number (%) tested for new or relapse TB	131 (missing)
Number tested for multidrug-resistant (MDR)-TB	131
Number diagnosed with new or relapse TB	Missing
Number diagnosed with MDR-TB	20
Number with new or relapse TB tested for HIV	288
Number with new or relapse TB diagnosed with HIV	No national data

### HIV and STIs in prisoners<sup>a</sup>

	Male	Female
Number (%) of HIV tests positive <sup>b</sup>	110 (1.4)	23 (missing)
Number (%) with syphilis	57 (missing)	59 (0.8)
Number (%) with chlamydia	10 (0.1)	10 (missing)

<sup>a</sup>2016. <sup>b</sup>All prison receptions. <sup>c</sup>All prisoners.

## PREVENTION OF INFECTION

Condoms available/free of charge	In more than half of prisons /yes
Lubricants available/free of charge	In fewer than half of prisons /yes
Disinfectants for syringes, razors, tattoo equipment etc. available/free of charge	No/not applicable
Needle/syringe exchange programmes for prisoners who inject drugs implemented	In more than half of prisons
Non-supervised family/partner visits possible (including the possibility for sexual intercourse)	In more than half of prisons
Full vaccination course against hepatitis B in prisons	Not available to prisoners



Links between prison health system and community health systems for treatment:  
**yes**

## TREATMENT

### Mental health and drug dependence

<b>Access to mental health support</b>	In all prisons
<b>Diversion to mental health treatment available following screening</b>	In all prisons
<b>Number of prisoners receiving opioid substitution therapy (OST)<sup>a</sup></b>	79
<b>Prisoners for whom OST is available</b>	Sentenced prisoners and those in pre-trial detention

### Communicable diseases in prisoners<sup>a</sup>

<b>Number receiving antiretroviral HIV treatment</b>	86
<b>Number receiving antiviral treatment for hepatitis C<sup>b</sup></b>	Not applicable
<b>Number who completed TB treatment</b>	109

<sup>a</sup> 2016. <sup>b</sup> Not available to prisoners.

### Available treatment for drug dependence

<b>Opioid maintenance (OST)</b>	Yes
<b>Detoxification with opioid agonists</b>	No
<b>Detoxification without opioid agonists</b>	No
<b>Mutual support/self-help</b>	No
<b>Other psychosocial treatment</b>	No

National guidelines on prevention of post-release drug-related death:

yes

National guidelines on treatment of severe mental health disorders in prison:

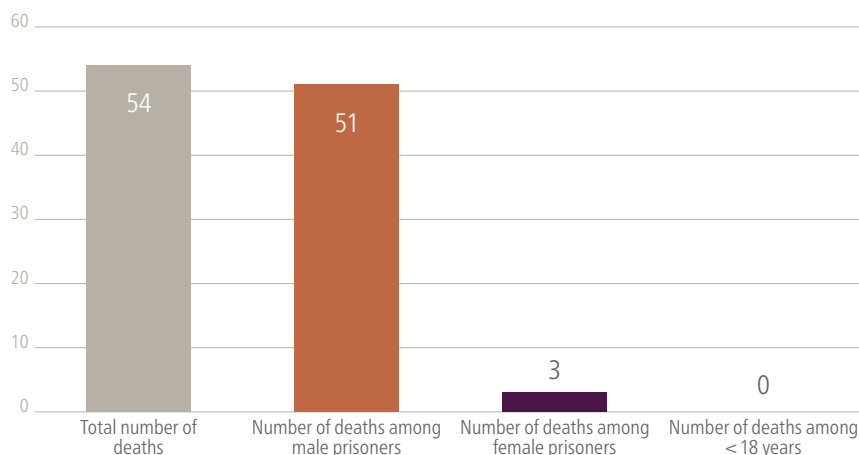
yes

## MORTALITY

<b>Death rate (per 1 000 prisoners)<sup>a</sup></b>	7.0
<b>Number (%) of deaths by suicide<sup>a</sup></b>	6 (11.1)



### Deaths<sup>a</sup>



<sup>a</sup> 2016.

### Reference

1. Population, total. In: World Bank Open Data [online database]. Washington (DC): World Bank; 2018 (<https://data.worldbank.org/indicator/sp.pop.totl>, accessed 24 October 2018).

### World Health Organization Regional Office for Europe

UN City, Marmorvej 51, DK-2100 Copenhagen Ø, Denmark

Tel: +45 45 33 70 00 Fax: +45 45 33 70 01

Email: [eurocontact@who.int](mailto:eurocontact@who.int)

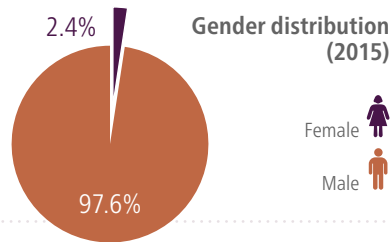
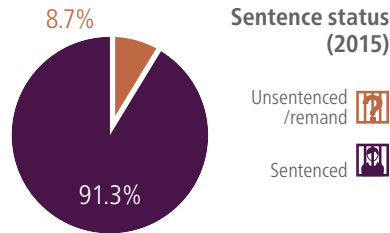
Website: [www.euro.who.int](http://www.euro.who.int)



## PRISON POPULATION

	2014	2015	2016
<b>Total capacity</b>	28 049	28 049	28 049
<b>Total daily number of prisoners</b>	30 156	28 334	Missing
<b>Occupancy level (%)</b>	108	101	Not applicable
<b>Incarceration rate<sup>a</sup></b>	151	143	Not applicable

<sup>a</sup> Per 100 000 of national population (population 2014: 19 908 979; 2015: 19 815 481; 2016: 19 702 332).



Number (%) of prisoners who are:  
 under 18 years (2015): **316 (1.1)**  
 over 55 years (2015): **8 154 (28.8)**  
 racial/ethnic minorities (2015): **269 (0.9)**

## PRISON HEALTH SYSTEMS

### Prison health-care governance

<b>Authority of prison health-care systems</b>	Health-care department of the prison system
<b>Administrative authority for prison health-care budget</b>	Health-care department of the prison system; other <sup>a</sup>
<b>Health services funding source</b>	Ministry of Justice; Ministry of Interior; compulsory health insurance
<b>National health-care complaints system</b>	Unavailable to prisoners <sup>b</sup>

Ministry of Health or other public health authority has direct or indirect responsibility for the following

<b>Authorization of prison health services</b>	Yes	<b>Inspection of medical documentation</b>	No
<b>Assessment of prison health services</b>	Missing	<b>Inspection of prison hygiene, nutrition, living conditions</b>	Missing
<b>Prevention of infectious diseases</b>	No		

<sup>a</sup> Directly by prison hospitals, with the budget for hospital/ambulatory/primary care from the National Health Insurance Fund.

<sup>b</sup> There is a complaints system in prisons and prisoners may send complaints to the Ministry of Health, Ministry of Justice, Ombudsman, Parliament and, of course, to the prison administration.



## PRISON HEALTH-CARE WORKFORCE

### Number of health-care staff<sup>ab</sup>

<b>Total health-care staff<sup>c</sup></b>	722
<b>Physicians</b>	166
<b>Psychiatrists</b>	6
<b>Psychologists</b>	132
<b>Dentists</b>	10

### Health-care staff per 1 000 prisoners<sup>a</sup>

<b>Total health-care staff</b>	25.5
<b>Physicians</b>	5.9

<sup>a</sup> 2015. <sup>b</sup> Including external service providers and on the basis of full-time equivalents. <sup>c</sup> This number excludes psychologists, who are included in the Social Reintegration Department.

Pharmacists:  
 in more than half of prisons

Dental hygienists and/or oral health promoters:  
 no national data





## PRISON ENVIRONMENT AND RISK FACTORS

Smoke-free cells	In more than half of prisons
Drug-free units available	No
Number of prisoners in drug-free units	Not applicable
Meals produced in centralized kitchen for sentenced prisoners	In all prisons
Urine or sputum screening for illicit drug use	Testing is mandatory for certain subgroups <sup>a</sup>
Number of prisoners tested for illicit drugs	No national data
Screening for harmful use of alcohol	In all prisons
Screening for severe mental health disorders	Yes

<sup>a</sup> Those receiving substitution therapy and those suspected of drug use.

## DISEASE SCREENING

HIV testing on or close to reception	Testing is not mandatory (routinely offered – opt-out)
Number (%) tested for HIV on or close to reception <sup>a</sup>	197 (missing)
Screening for sexually transmitted infections (STIs) on or close to reception	In all prisons
Hepatitis B testing on or close to reception	Testing is not mandatory (routinely offered – opt-out)
Hepatitis C testing on or close to reception	Testing is not mandatory (routinely offered – opt-out)
Screening for oral health problems on or close to reception	In fewer than half of prisons



Number (%) of prisoners who are:  
current injecting drug users: no national data  
ever injecting drug users: <sup>ab</sup> 21 (missing)

<sup>a</sup> 2015. <sup>b</sup> All prison receptions.

## PREVALENCE OF COMMUNICABLE DISEASES

### Hepatitis C virus (HCV) in prisoners

Percentage tested for anti-HCV (% of tests positive)	No national data
Percentage tested for HCV RNA (% of tests positive)	No national data

### Tuberculosis (TB) in prisoners<sup>a</sup>

Number (%) tested for new or relapse TB <sup>b</sup>	12 683 (missing)
Number tested for multidrug-resistant (MDR)-TB <sup>c</sup>	67
Number diagnosed with new or relapse TB <sup>b</sup>	165
Number diagnosed with MDR-TB <sup>c</sup>	4
Number with new or relapse TB tested for HIV <sup>c</sup>	257
Number with new or relapse TB diagnosed with HIV <sup>c</sup>	27

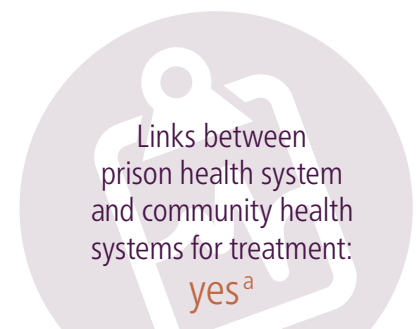
### HIV and STIs in prisoners

	Male	Female
Number (%) of HIV tests positive <sup>bd</sup>	4 (missing)	0 (0.0)
Number (%) with syphilis	No national data	No national data
Number (%) with chlamydia	No national data	No national data

<sup>a</sup> All prisoners. <sup>b</sup> Reference year missing. <sup>c</sup> 2015. <sup>d</sup> All prison receptions.

## PREVENTION OF INFECTION

Condoms available/free of charge	In fewer than half of prisons /yes
Lubricants available/free of charge	In fewer than half of prisons /yes
Disinfectants for syringes, razors, tattoo equipment etc. available/free of charge	No/not applicable
Needle/syringe exchange programmes for prisoners who inject drugs implemented	In more than half of prisons
Non-supervised family/partner visits possible (including the possibility for sexual intercourse)	In all prisons
Full vaccination course against hepatitis B in prisons	Not available to prisoners



<sup>a</sup> Prisoners who are HIV positive are referred to the local HIV/AIDS treatment centre, where a treatment and monitoring scheme is recommended. Prisoners with known history of hepatitis B or C, or who were diagnosed while in prison, are referred to the local specialist for diagnosis, treatment and monitoring as recommended.

## TREATMENT

### Mental health and drug dependence

<b>Access to mental health support</b>	In more than half of prisons
<b>Diversion to mental health treatment available following screening</b>	In all prisons
<b>Number of prisoners receiving opioid substitution therapy (OST)<sup>a</sup></b>	42
<b>Prisoners for whom OST is available</b>	Sentenced prisoners only

### Communicable diseases in prisoners<sup>b</sup>

<b>Number receiving antiretroviral HIV treatment</b>	226
<b>Number receiving antiviral treatment for hepatitis C</b>	71
<b>Number who completed TB treatment</b>	172

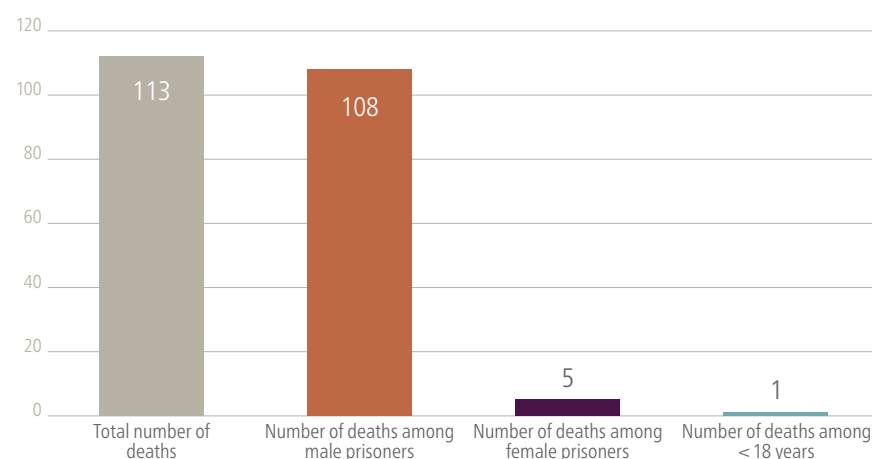
<sup>a</sup> 2016. <sup>b</sup> 2015.

## MORTALITY

<b>Death rate (per 1 000 prisoners)<sup>a</sup></b>	4.0
<b>Number (%) of deaths by suicide<sup>a</sup></b>	13 (11.4)



### Deaths<sup>a</sup>



<sup>a</sup> 2015.

### Reference

1. Population, total. In: World Bank Open Data [online database]. Washington (DC): World Bank; 2018 (<https://data.worldbank.org/indicator/sp.pop.totl>, accessed 24 October 2018).

### World Health Organization Regional Office for Europe

UN City, Marmorvej 51, DK-2100 Copenhagen Ø, Denmark

Tel: +45 45 33 70 00 Fax: +45 45 33 70 01

Email: [eurocontact@who.int](mailto:eurocontact@who.int)

Website: [www.euro.who.int](http://www.euro.who.int)

### Available treatment for drug dependence

<b>Opioid maintenance (OST)</b>	Yes
<b>Detoxification with opioid agonists</b>	Yes
<b>Detoxification without opioid agonists</b>	Yes
<b>Mutual support/self-help</b>	Yes
<b>Other psychosocial treatment</b>	Yes

National guidelines on prevention of post-release drug-related death:

yes

National guidelines on treatment of severe mental health disorders in prison:

yes

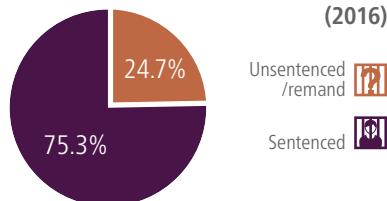


## PRISON POPULATION

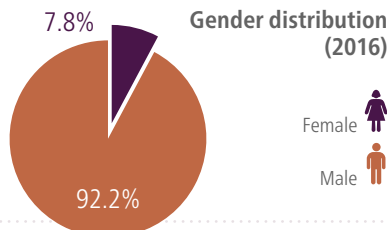
	2014	2015	2016
<b>Total capacity</b>	824 503	809 088	791 784
<b>Total daily number of prisoners</b>	671 649	646 085	630 155
<b>Occupancy level (%)</b>	81	80	80
<b>Incarceration rate<sup>a</sup></b>	467	448	437

<sup>a</sup> Per 100 000 of national population (population 2014: 143 819 666; 2015: 144 096 870; 2016:144 342 396).

### Sentence status (2016)



### Gender distribution (2016)



Number (%) of prisoners who are:

under 18 years (2016): 2 569 (0.4)

over 55 years (2016): 22 811 (3.6)

racial/ethnic minorities: no national data

## PRISON HEALTH SYSTEMS

### Prison health-care governance

<b>Authority of prison health-care systems</b>	Health-care department of the prison system
<b>Administrative authority for prison health-care budget</b>	Health-care department of the prison system
<b>Health services funding source</b>	State budget
<b>National health-care complaints system</b>	Exists and available to prisoners

Ministry of Health or other public health authority has direct or indirect responsibility for the following

<b>Authorization of prison health services</b>	Yes	<b>Inspection of medical documentation</b>	Yes
<b>Assessment of prison health services</b>	Yes	<b>Inspection of prison hygiene, nutrition, living conditions</b>	No
<b>Prevention of infectious diseases</b>	Yes		



# Russian Federation

**Population**  
144 342 396

**Income group**  
Upper-middle

**Gross national income per capita**  
US\$ 9 720 (1)

121 HEALTH IN PRISONS FACT SHEET

## PRISON HEALTH-CARE WORKFORCE

### Number of health-care staff<sup>ab</sup>

<b>Total health-care staff</b>	20 212
<b>Physicians</b>	7 264
<b>Psychiatrists</b>	832
<b>Psychologists</b>	3 156
<b>Dentists</b>	850

### Health-care staff per 1 000 prisoners<sup>a</sup>

<b>Total health-care staff</b>	32.1
<b>Physicians</b>	11.5

<sup>a</sup> 2016. <sup>b</sup> Including external service providers and on the basis of full-time equivalents.

Pharmacists:  
in more than  
half of prisons

Dental hygienists and/or  
oral health promoters:  
in all prisons




## PRISON ENVIRONMENT AND RISK FACTORS

<b>Smoke-free cells</b>	In more than half of prisons
<b>Drug-free units available</b>	Missing
<b>Number of prisoners in drug-free units</b>	Missing
<b>Meals produced in centralized kitchen for sentenced prisoners</b>	In all prisons
<b>Urine or sputum screening for illicit drug use</b>	Testing is not mandatory <sup>a</sup>
<b>Number of prisoners tested for illicit drugs</b>	No national data
<b>Screening for harmful use of alcohol</b>	No
<b>Screening for severe mental health disorders</b>	In more than half of prisons

<sup>a</sup> Conducted on suspicion of substance use.

## DISEASE SCREENING

<b>HIV testing on or close to reception</b>	Testing is mandatory for every prisoner
<b>Number (%) tested for HIV on or close to reception<sup>a</sup></b>	403 474 (67)
<b>Screening for sexually transmitted infections (STIs) on or close to reception</b>	In all prisons
<b>Hepatitis B testing on or close to reception</b>	Testing is mandatory for certain subgroups <sup>b</sup>
<b>Hepatitis C testing on or close to reception</b>	Testing is mandatory for certain subgroups <sup>b</sup>
<b>Screening for oral health problems on or close to reception</b>	In all prisons



Number (%) of prisoners who are:  
 current injecting drug users: **no national data**  
 ever injecting drug users: **missing**

<sup>a</sup> 2016. <sup>b</sup> Conducted in accordance with clinical indicators.

## PREVALENCE OF COMMUNICABLE DISEASES

### Hepatitis C virus (HCV) in prisoners

<b>Percentage tested for anti-HCV (% of tests positive)</b>	No national data
<b>Percentage tested for HCV RNA (% of tests positive)</b>	No national data

### Tuberculosis (TB) in prisoners<sup>ab</sup>

<b>Number (%) tested for new or relapse TB</b>	866 806 (100)
<b>Number tested for multidrug-resistant (MDR)-TB</b>	8 582
<b>Number diagnosed with new or relapse TB</b>	6 652
<b>Number diagnosed with MDR-TB</b>	752
<b>Number with new or relapse TB tested for HIV</b>	22 596
<b>Number with new or relapse TB diagnosed with HIV</b>	No national data

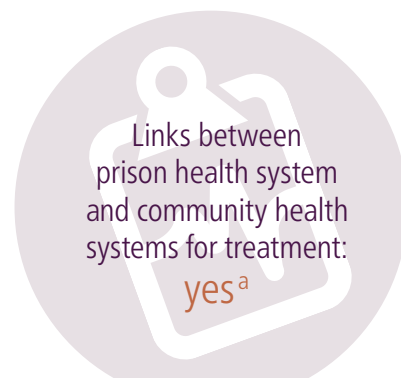
### HIV and STIs in prisoners

	Male	Female
<b>Number (%) of HIV tests positive<sup>c</sup></b>	No national data	No national data
<b>Number (%) with syphilis<sup>a</sup></b>	1 225 (0.2)	369 (0.7)
<b>Number (%) with chlamydia</b>	No national data	No national data

<sup>a</sup> 2016. <sup>b</sup> All prisoners. <sup>c</sup> In 2016, 11 116 tests were positive (1.8%).

## PREVENTION OF INFECTION

<b>Condoms available/free of charge</b>	No national data
<b>Lubricants available/free of charge</b>	No national data
<b>Disinfectants for syringes, razors, tattoo equipment etc. available/free of charge</b>	In all prisons /yes
<b>Needle/syringe exchange programmes for prisoners who inject drugs implemented</b>	No
<b>Non-supervised family/partner visits possible (including the possibility for sexual intercourse)</b>	In all prisons
<b>Full vaccination course against hepatitis B in prisons</b>	Offered to all eligible prisoners



Links between prison health system and community health systems for treatment: **yes<sup>a</sup>**

<sup>a</sup> Implementation is covered by agreements on cooperation between the health departments of the Federal Penitentiary Service of the Russian Federation and relevant public health facilities at regional level.

## TREATMENT

### Mental health and drug dependence

<b>Access to mental health support</b>	In all prisons
<b>Diversion to mental health treatment available following screening</b>	Missing
<b>Number of prisoners receiving opioid substitution therapy (OST)<sup>a</sup></b>	Not applicable
<b>Prisoners for whom OST is available<sup>a</sup></b>	Not applicable

### Communicable diseases in prisoners<sup>b</sup>

<b>Number receiving antiretroviral HIV treatment</b>	19 162
<b>Number receiving antiviral treatment for hepatitis C</b>	No national data
<b>Number who completed TB treatment</b>	6 482

<sup>a</sup>OST is not available. <sup>b</sup>2016.

### Available treatment for drug dependence

<b>Opioid maintenance (OST)</b>	No
<b>Detoxification with opioid agonists</b>	No
<b>Detoxification without opioid agonists</b>	Yes
<b>Mutual support/self-help</b>	Yes
<b>Other psychosocial treatment</b>	Yes

National guidelines on prevention of post-release drug-related death: **missing<sup>a</sup>**

National guidelines on treatment of severe mental health disorders in prison: **yes**

<sup>a</sup> This is beyond the competence of the health service of the penitentiary system of the Russian Federation.

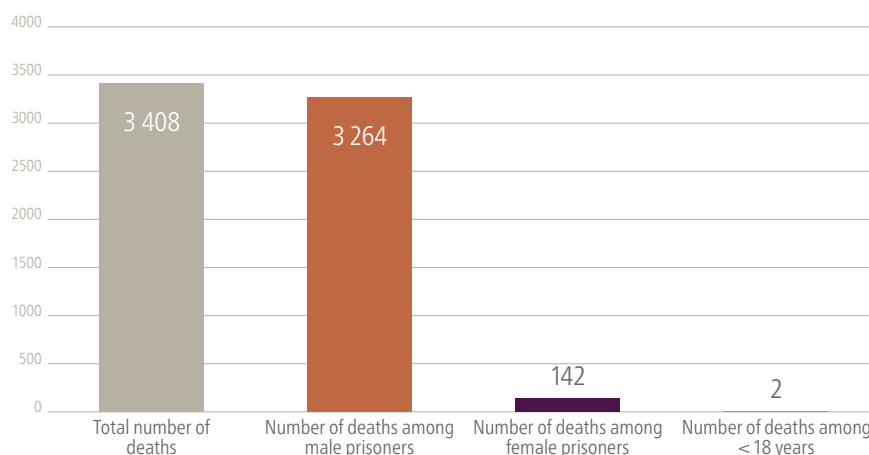
## MORTALITY

**Death rate (per 1 000 prisoners)<sup>a</sup>** 5.4

**Number (%) of deaths by suicide<sup>a</sup>** 351 (10.3)



### Deaths<sup>a</sup>



<sup>a</sup>2016.

### Reference

1. Population, total. In: World Bank Open Data [online database]. Washington (DC): World Bank; 2018 (<https://data.worldbank.org/indicator/sp.pop.totl>, accessed 24 October 2018).

### World Health Organization Regional Office for Europe

UN City, Marmorvej 51, DK-2100 Copenhagen Ø, Denmark

Tel: +45 45 33 70 00 Fax: +45 45 33 70 01

Email: [eurocontact@who.int](mailto:eurocontact@who.int)


Website: [www.euro.who.int](http://www.euro.who.int)



## PRISON POPULATION

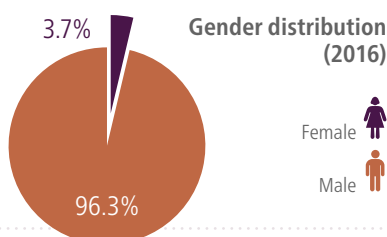
	2014	2015	2016
<b>Total capacity</b>	9 340	9 459	9 340
<b>Total daily number of prisoners</b>	10 288	10 064	10 672
<b>Occupancy level (%)</b>	110	106	114
<b>Incarceration rate<sup>a</sup></b>	144	142	151

<sup>a</sup> Per 100 000 of national population (population 2014: 7 130 576; 2015: 7 095 383; 2016: 7 058 322).



### Sentence status

Unsented /remand   
Sented 



Number (%) of prisoners who are:  
under 18 years (2016): **105 (1.0)**  
over 55 years (2016): **1 505 (14.1)**  
racial/ethnic minorities: **no national data**

## PRISON HEALTH SYSTEMS

### Prison health-care governance

<b>Authority of prison health-care systems</b>	Ministry of Justice
<b>Administrative authority for prison health-care budget</b>	Ministry of Justice
<b>Health services funding source</b>	Ministry of Justice
<b>National health-care complaints system</b>	Exists and available to prisoners

Ministry of Health or other public health authority has direct or indirect responsibility for the following

<b>Authorization of prison health services</b>	No	<b>Inspection of medical documentation</b>	Yes
<b>Assessment of prison health services</b>	No	<b>Inspection of prison hygiene, nutrition, living conditions</b>	Yes
<b>Prevention of infectious diseases</b>	Yes		



## PRISON HEALTH-CARE WORKFORCE

### Number of health-care staff<sup>a</sup>

<b>Total health-care staff<sup>b</sup></b>	278
<b>Physicians<sup>c</sup></b>	341
<b>Psychiatrists</b>	No national data
<b>Psychologists</b>	No national data
<b>Dentists</b>	No national data

### Health-care staff per 1 000 prisoners

<b>Total health-care staff<sup>b</sup></b>	27
<b>Physicians<sup>c</sup></b>	33.9

<sup>a</sup> Including external service providers and on the basis of full-time equivalents. <sup>b</sup> 2014. <sup>c</sup> 2015.

Pharmacists:  
in fewer than  
half of prisons

Dental hygienists and/or  
oral health promoters:  
not working  
in prisons





## PRISON ENVIRONMENT AND RISK FACTORS

Smoke-free cells	No national data
Drug-free units available	In fewer than half of prisons
Number of prisoners in drug-free units	No national data
Meals produced in centralized kitchen for sentenced prisoners	In all prisons
Urine or sputum screening for illicit drug use	Testing is not mandatory (available)
Number of prisoners tested for illicit drugs	No national data
Screening for harmful use of alcohol	No national data
Screening for severe mental health disorders	In more than half of prisons

## DISEASE SCREENING

HIV testing on or close to reception	Testing is not mandatory (available)
Number (%) tested for HIV on or close to reception	No national data
Screening for sexually transmitted infections (STIs) on or close to reception	No
Hepatitis B testing on or close to reception	Testing is not mandatory (available)
Hepatitis C testing on or close to reception	Testing is not mandatory (available)
Screening for oral health problems on or close to reception	In fewer than half of prisons



Number (%) of prisoners who are:  
current injecting drug users: no national data  
ever injecting drug users: no national data

## PREVALENCE OF COMMUNICABLE DISEASES

### Hepatitis C virus (HCV) in prisoners

Percentage tested for anti-HCV (% of tests positive)	No national data
Percentage tested for HCV RNA (% of tests positive)	No national data

### Tuberculosis (TB) in prisoners

Number (%) tested for new or relapse TB	No national data
Number tested for multidrug-resistant (MDR)-TB	No national data
Number diagnosed with new or relapse TB <sup>ab</sup>	20
Number diagnosed with MDR-TB	No national data
Number with new or relapse TB tested for HIV	No national data
Number with new or relapse TB diagnosed with HIV	No national data

### HIV and STIs in prisoners<sup>a</sup>

	Male	Female
Number (%) of HIV tests positive <sup>c</sup>	20 (no national data)	1 (no national data)
Number (%) with syphilis	1 (no national data)	0 (no national data)
Number (%) with chlamydia	No national data	No national data

<sup>a</sup> 2014. <sup>b</sup> All prisoners. <sup>c</sup> All prison receptions.

## PREVENTION OF INFECTION

Condoms available/free of charge	In fewer than half of prisons /yes
Lubricants available/free of charge	No/not applicable
Disinfectants for syringes, razors, tattoo equipment etc. available/free of charge	No/not applicable
Needle/syringe exchange programmes for prisoners who inject drugs implemented	No
Non-supervised family/partner visits possible (including the possibility for sexual intercourse)	In more than half of prisons
Full vaccination course against hepatitis B in prisons	Available on request (opt-in)

Links between prison health system and community health systems for treatment:  
yes

## TREATMENT

### Mental health and drug dependence

<b>Access to mental health support</b>	In more than half of prisons
<b>Diversion to mental health treatment available following screening</b>	In fewer than half of prisons
<b>Number of prisoners receiving opioid substitution therapy (OST)</b>	No national data
<b>Prisoners for whom OST is available</b>	Sentenced prisoners and those in pre-trial detention

### Communicable diseases in prisoners

<b>Number receiving antiretroviral HIV treatment</b>	No national data
<b>Number receiving antiviral treatment for hepatitis C</b>	No national data
<b>Number who completed TB treatment</b>	No national data

### Available treatment for drug dependence

<b>Opioid maintenance (OST)</b>	Yes
<b>Detoxification with opioid agonists</b>	Yes
<b>Detoxification without opioid agonists</b>	Yes
<b>Mutual support/self-help</b>	No
<b>Other psychosocial treatment</b>	Yes

National guidelines on prevention of post-release drug-related death:

no

National guidelines on treatment of severe mental health disorders in prison:

no

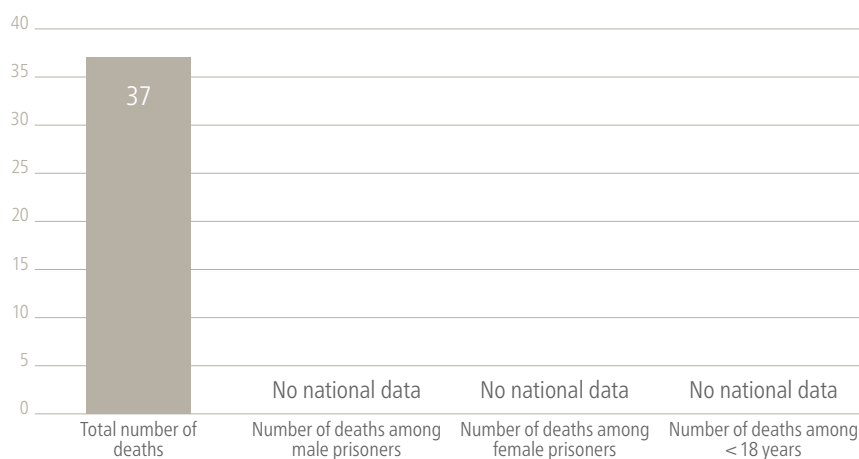
## MORTALITY

**Death rate (per 1 000 prisoners)<sup>a</sup>** 3.6

**Number (%) of deaths by suicide<sup>a</sup>** 2 (5.4)



### Deaths<sup>a</sup>



<sup>a</sup>2014.

### Reference

1. Population, total. In: World Bank Open Data [online database]. Washington (DC): World Bank; 2018 (<https://data.worldbank.org/indicator/sp.pop.totl>, accessed 24 October 2018).

### World Health Organization Regional Office for Europe

UN City, Marmorvej 51, DK-2100 Copenhagen Ø, Denmark

Tel: +45 45 33 70 00 Fax: +45 45 33 70 01

Email: [eurocontact@who.int](mailto:eurocontact@who.int)

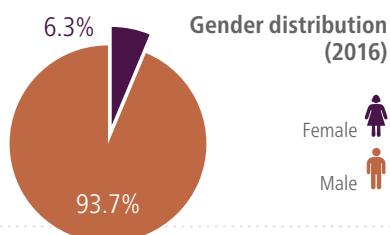
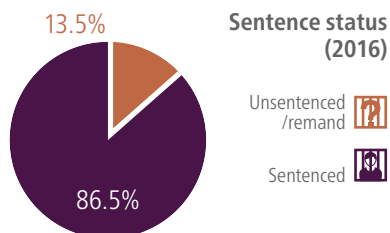
Website: [www.euro.who.int](http://www.euro.who.int)



## PRISON POPULATION

	2014	2015	2016
<b>Total capacity</b>	11 302	11 318	11 184
<b>Total daily number of prisoners</b>	9 752	10 018	9 912
<b>Occupancy level (%)</b>	86	89	89
<b>Incarceration rate<sup>a</sup></b>	180	185	183

<sup>a</sup> Per 100 000 of national population (population 2014: 5 418 649; 2015: 5 423 801; 2016: 5 430 798).



Number (%) of prisoners who are:  
 under 18 years (2016): **88 (0.9)**  
 over 55 years: **no national data**  
 racial/ethnic minorities: **no national data**

## PRISON HEALTH SYSTEMS

### Prison health-care governance

<b>Authority of prison health-care systems</b>	Ministry of Justice; Ministry of Health or public health authorities
<b>Administrative authority for prison health-care budget</b>	Ministry of Justice; other <sup>a</sup>
<b>Health services funding source</b>	Ministry of Justice; compulsory health insurance
<b>National health-care complaints system</b>	Exists and available to prisoners

Ministry of Health or other public health authority has direct or indirect responsibility for the following

<b>Authorization of prison health services</b>	Yes	<b>Inspection of medical documentation</b>	Yes
<b>Assessment of prison health services</b>	Yes	<b>Inspection of prison hygiene, nutrition, living conditions</b>	Yes
<b>Prevention of infectious diseases</b>	Yes		

<sup>a</sup> Health insurance companies.



## PRISON HEALTH-CARE WORKFORCE

### Number of health-care staff<sup>ab</sup>

<b>Total health-care staff</b>	314
<b>Physicians</b>	52
<b>Psychiatrists</b>	10
<b>Psychologists</b>	8
<b>Dentists</b>	11

### Health-care staff per 1 000 prisoners<sup>a</sup>

<b>Total health-care staff</b>	31.7
<b>Physicians</b>	5.2

<sup>a</sup> 2016. <sup>b</sup> Including external service providers and on the basis of full-time equivalents.

Pharmacists:  
**not working in prisons**

Dental hygienists and/or oral health promoters:  
**not working in prisons**




## PRISON ENVIRONMENT AND RISK FACTORS

Smoke-free cells	In all prisons
Drug-free units available	In fewer than half of prisons
Number of prisoners in drug-free units <sup>a</sup>	220
Meals produced in centralized kitchen for sentenced prisoners	In all prisons
Urine or sputum screening for illicit drug use	Testing is not mandatory (available)
Number of prisoners tested for illicit drugs <sup>b</sup>	1 936
Screening for harmful use of alcohol	In fewer than half of prisons
Screening for severe mental health disorders	In all prisons

<sup>a</sup> 2016. <sup>b</sup> 2015.

## DISEASE SCREENING

HIV testing on or close to reception	A test is mandatory for certain subgroups <sup>a</sup>
Number (%) tested for HIV on or close to reception <sup>b</sup>	1 541 (16.7)
Screening for sexually transmitted infections (STIs) on or close to reception	In fewer than half of prisons
Hepatitis B testing on or close to reception	A test is mandatory for certain subgroups <sup>a</sup>
Hepatitis C testing on or close to reception	A test is mandatory for certain subgroups <sup>a</sup>
Screening for oral health problems on or close to reception	In all prisons



Number (%) of prisoners who are:  
 current injecting drug users:<sup>bc</sup> 408 (4.5)  
 ever injecting drug users: no national data

<sup>a</sup> People who use drugs, people convicted of drug-related offenses, people convicted of sex offenses, people born overseas.  
<sup>b</sup> 2015. <sup>c</sup> All prison receptions.

## PREVALENCE OF COMMUNICABLE DISEASES

### Hepatitis C virus (HCV) in prisoners

Percentage tested for anti-HCV (% of tests positive) <sup>ab</sup>	17.5 (14.2)
Percentage tested for HCV RNA (% of tests positive)	No national data

### Tuberculosis (TB) in prisoners<sup>ac</sup>

Number (%) tested for new or relapse TB	9 170 (100)
Number tested for multidrug-resistant (MDR)-TB	16
Number diagnosed with new or relapse TB	16
Number diagnosed with MDR-TB	0
Number with new or relapse TB tested for HIV	16
Number with new or relapse TB diagnosed with HIV	0

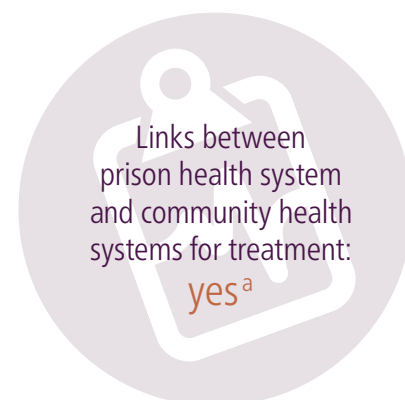
### HIV and STIs in prisoners

	Male	Female
Number (%) of HIV tests positive <sup>d</sup>	No national data	No national data
Number (%) with syphilis	No national data	No national data
Number (%) with chlamydia	No national data	No national data

<sup>a</sup> 2015. <sup>b</sup> All prison receptions. <sup>c</sup> All prisoners. <sup>d</sup> Five people tested positive for HIV in 2015 (0.05% of the prison population).

## PREVENTION OF INFECTION

Condoms available/free of charge	In all prisons /no
Lubricants available/free of charge	In all prisons /no
Disinfectants for syringes, razors, tattoo equipment etc. available/free of charge	No/not applicable
Needle/syringe exchange programmes for prisoners who inject drugs implemented	No
Non-supervised family/partner visits possible (including the possibility for sexual intercourse)	No
Full vaccination course against hepatitis B in prisons	Available on request (opt-in)



<sup>a</sup> The prison health-care system cooperates with community health centres for HIV, hepatitis B and hepatitis C treatment.

## TREATMENT

### Mental health and drug dependence

<b>Access to mental health support</b>	In all prisons
<b>Diversion to mental health treatment available following screening</b>	No
<b>Number of prisoners receiving opioid substitution therapy (OST)<sup>a</sup></b>	Not applicable
<b>Prisoners for whom OST is available<sup>a</sup></b>	Not applicable

### Communicable diseases in prisoners<sup>b</sup>

<b>Number receiving antiretroviral HIV treatment</b>	5
<b>Number receiving antiviral treatment for hepatitis C</b>	57
<b>Number who completed TB treatment</b>	16

<sup>a</sup>OST is not available. <sup>b</sup>2016.

### Available treatment for drug dependence

<b>Opioid maintenance (OST)</b>	No
<b>Detoxification with opioid agonists</b>	No
<b>Detoxification without opioid agonists</b>	Yes
<b>Mutual support/self-help</b>	No
<b>Other psychosocial treatment</b>	Yes

National guidelines on prevention of post-release drug-related death:

no

National guidelines on treatment of severe mental health disorders in prison:

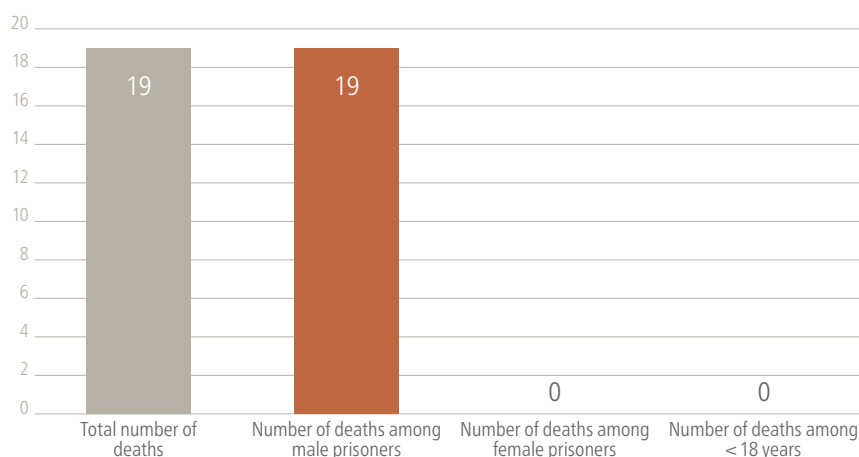
yes

## MORTALITY

<b>Death rate (per 1 000 prisoners)<sup>a</sup></b>	1.9
<b>Number (%) of deaths by suicide<sup>a</sup></b>	5 (26.3)



### Deaths<sup>a</sup>



<sup>a</sup>2015.

### Reference

1. Population, total. In: World Bank Open Data [online database]. Washington (DC): World Bank; 2018 (<https://data.worldbank.org/indicator/sp.pop.totl>, accessed 24 October 2018).

### World Health Organization Regional Office for Europe

UN City, Marmorvej 51, DK-2100 Copenhagen Ø, Denmark

Tel: +45 45 33 70 00 Fax: +45 45 33 70 01

Email: [eurocontact@who.int](mailto:eurocontact@who.int)

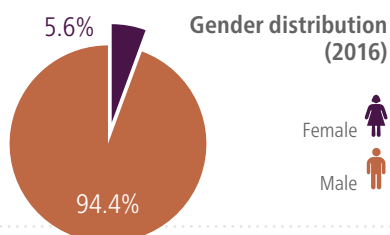
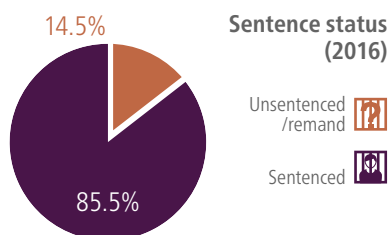
Website: [www.euro.who.int](http://www.euro.who.int)



## PRISON POPULATION

	2014	2015	2016
<b>Total capacity</b>	1 293	1 322	1 322
<b>Total daily number of prisoners</b>	1 407	1 489	1 393
<b>Occupancy level (%)</b>	109	113	105
<b>Incarceration rate<sup>a</sup></b>	68	72	67

<sup>a</sup> Per 100 000 of national population (population 2014: 2 061 980; 2015: 2 063 531; 2016: 2 065 042).



Number (%) of prisoners who are:

- under 18 years (2016): 22 (1.6)
- over 55 years (2016): 234 (16.8)
- racial/ethnic minorities: no national data

## PRISON HEALTH SYSTEMS

### Prison health-care governance

<b>Authority of prison health-care systems</b>	Ministry of Health or other public health authorities
<b>Administrative authority for prison health-care budget</b>	Ministry of Health or other public health authorities
<b>Health services funding source</b>	State budget
<b>National health-care complaints system</b>	Exists and available to prisoners

Ministry of Health or other public health authority has direct or indirect responsibility for the following

<b>Authorization of prison health services</b>	Yes	<b>Inspection of medical documentation</b>	Yes
<b>Assessment of prison health services</b>	Yes	<b>Inspection of prison hygiene, nutrition, living conditions</b>	No
<b>Prevention of infectious diseases</b>	Yes		



## PRISON HEALTH-CARE WORKFORCE

### Number of health-care staff<sup>ab</sup>

<b>Total health-care staff</b>	No national data
<b>Physicians</b>	11
<b>Psychiatrists</b>	15
<b>Psychologists</b>	7
<b>Dentists</b>	10

### Health-care staff per 1 000 prisoners

<b>Total health-care staff</b>	Not applicable
<b>Physicians<sup>c</sup></b>	7.9

<sup>a</sup> 2017. <sup>b</sup> Including external service providers and on the basis of full-time equivalents. <sup>c</sup> Numerator is 2017 data and denominator 2016 data.

Pharmacists:  
not working in prisons

Dental hygienists and/or oral health promoters:  
not working in prisons



## PRISON ENVIRONMENT AND RISK FACTORS

<b>Smoke-free cells</b>	In all prisons
<b>Drug-free units available</b>	In fewer than half of prisons
<b>Number of prisoners in drug-free units</b>	No national data
<b>Meals produced in centralized kitchen for sentenced prisoners</b>	In fewer than half of prisons
<b>Urine or sputum screening for illicit drug use</b>	Testing is not mandatory (available)
<b>Number of prisoners tested for illicit drugs</b>	No national data
<b>Screening for harmful use of alcohol</b>	In all prisons
<b>Screening for severe mental health disorders</b>	No national data

## DISEASE SCREENING

<b>HIV testing on or close to reception</b>	Testing is not mandatory (routinely offered – opt-out)
<b>Number (%) tested for HIV on or close to reception</b>	No national data
<b>Screening for sexually transmitted infections (STIs) on or close to reception</b>	No
<b>Hepatitis B testing on or close to reception</b>	Testing is not mandatory (routinely offered – opt-out)
<b>Hepatitis C testing on or close to reception</b>	Testing is not mandatory (routinely offered – opt-out)
<b>Screening for oral health problems on or close to reception</b>	No



Number (%) of prisoners who are:  
 current injecting drug users: no national data  
 ever injecting drug users: no national data

## PREVALENCE OF COMMUNICABLE DISEASES

### Hepatitis C virus (HCV) in prisoners

<b>Percentage tested for anti-HCV (% of tests positive)</b>	No national data
<b>Percentage tested for HCV RNA (% of tests positive)</b>	No national data

### Tuberculosis (TB) in prisoners

<b>Number (%) tested for new or relapse TB</b>	No national data
<b>Number tested for multidrug-resistant (MDR)-TB</b>	No national data
<b>Number diagnosed with new or relapse TB</b>	No national data
<b>Number diagnosed with MDR-TB</b>	No national data
<b>Number with new or relapse TB tested for HIV</b>	No national data
<b>Number with new or relapse TB diagnosed with HIV</b>	No national data

### HIV and STIs in prisoners

	Male	Female
<b>Number (%) of HIV tests positive</b>	No national data	No national data
<b>Number (%) with syphilis</b>	No national data	No national data
<b>Number (%) with chlamydia</b>	No national data	No national data

## PREVENTION OF INFECTION

<b>Condoms available/free of charge</b>	In all prisons /yes
<b>Lubricants available/free of charge</b>	No/not applicable
<b>Disinfectants for syringes, razors, tattoo equipment etc. available/free of charge</b>	No/not applicable
<b>Needle/syringe exchange programmes for prisoners who inject drugs implemented</b>	No
<b>Non-supervised family/partner visits possible (including the possibility for sexual intercourse)</b>	In fewer than half of prisons
<b>Full vaccination course against hepatitis B in prisons</b>	Available on request (opt-in)

Links between prison health system and community health systems for treatment:  
 yes

## TREATMENT

### Mental health and drug dependence

<b>Access to mental health support</b>	In all prisons
<b>Diversion to mental health treatment available following screening</b>	Not applicable
<b>Number of prisoners receiving opioid substitution therapy (OST)</b>	No national data
<b>Prisoners for whom OST is available</b>	Sentenced prisoners and those in pre-trial detention

### Communicable diseases in prisoners

<b>Number receiving antiretroviral HIV treatment</b>	No national data
<b>Number receiving antiviral treatment for hepatitis C</b>	No national data
<b>Number who completed TB treatment</b>	No national data

### Available treatment for drug dependence

<b>Opioid maintenance (OST)</b>	Yes
<b>Detoxification with opioid agonists</b>	Yes
<b>Detoxification without opioid agonists</b>	Yes
<b>Mutual support/self-help</b>	Yes
<b>Other psychosocial treatment</b>	Yes

National guidelines on prevention of post-release drug-related death:

yes

National guidelines on treatment of severe mental health disorders in prison:

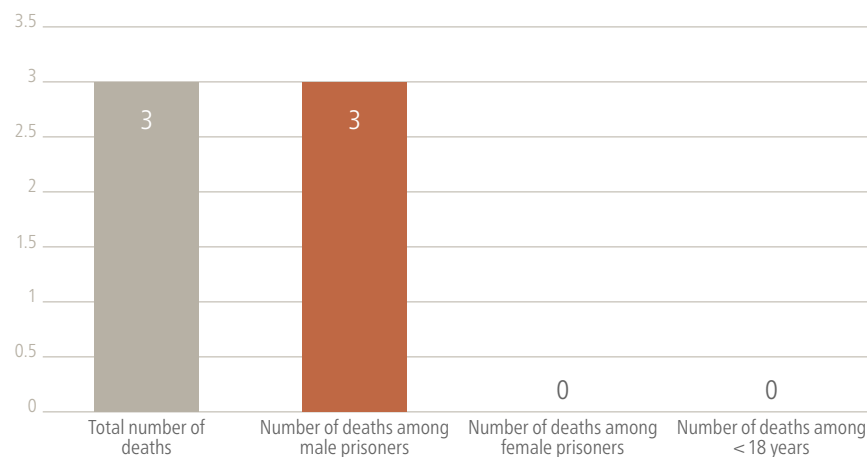
no

## MORTALITY

<b>Death rate (per 1 000 prisoners)<sup>a</sup></b>	2.2
<b>Number (%) of deaths by suicide<sup>a</sup></b>	0 (0.0)



### Deaths<sup>a</sup>



<sup>a</sup>2016.

### Reference

1. Population, total. In: World Bank Open Data [online database]. Washington (DC): World Bank; 2018 (<https://data.worldbank.org/indicator/sp.pop.totl>, accessed 24 October 2018).

### World Health Organization Regional Office for Europe

UN City, Marmorvej 51, DK-2100 Copenhagen Ø, Denmark

Tel: +45 45 33 70 00 Fax: +45 45 33 70 01

Email: [eurocontact@who.int](mailto:eurocontact@who.int)

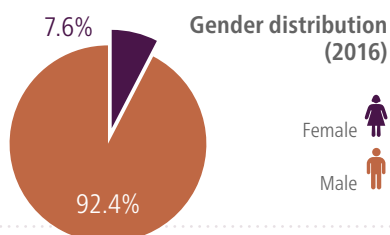
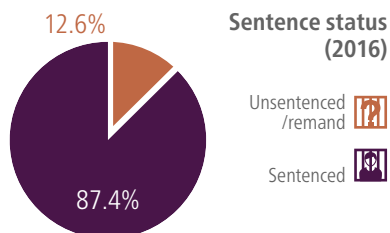
Website: [www.euro.who.int](http://www.euro.who.int)



## PRISON POPULATION

	2014	2015	2016
<b>Total capacity</b>	66 057	66 057	66 057
<b>Total daily number of prisoners</b>	66 614	65 039	61 423
<b>Occupancy level (%)</b>	101	98	93
<b>Incarceration rate<sup>a</sup></b>	143	140	132

<sup>a</sup> Per 100 000 of national population (population 2014: 46 480 882; 2015: 46 444 832; 2016: 46 484 062).



Number (%) of prisoners who are:

- under 18 years (2016): 0 (0)
- over 55 years (2016): 1 962 (3.2)
- racial/ethnic minorities: no national data

## PRISON HEALTH SYSTEMS

### Prison health-care governance

<b>Authority of prison health-care systems</b>	Ministry of Interior; Ministry of Health or public health authorities	
<b>Administrative authority for prison health-care budget</b>	Ministry of Interior; Ministry of Health or public health authorities	
<b>Health services funding source</b>	Ministry of Interior; Ministry of Health or public health authorities	
<b>National health-care complaints system</b>	Exists and available to prisoners	

Ministry of Health or other public health authority has direct or indirect responsibility for the following

<b>Authorization of prison health services</b>	No	<b>Inspection of medical documentation</b>	No
<b>Assessment of prison health services</b>	No	<b>Inspection of prison hygiene, nutrition, living conditions</b>	No
<b>Prevention of infectious diseases</b>	No		



## PRISON HEALTH-CARE WORKFORCE

### Number of health-care staff<sup>abc</sup>

<b>Total health-care staff</b>	1 200
<b>Physicians</b>	600
<b>Psychiatrists</b>	30
<b>Psychologists</b>	300
<b>Dentists</b>	60

### Health-care staff per 1 000 prisoners<sup>a</sup>

<b>Total health-care staff</b>	18.5
<b>Physicians</b>	9.2

<sup>a</sup> 2015. <sup>b</sup> Including external service providers and on the basis of full-time equivalents. <sup>c</sup> Approximate numbers reported.

Pharmacists:  
in more than  
half of prisons

Dental hygienists and/or  
oral health promoters:  
in more than  
half of prisons


## PRISON ENVIRONMENT AND RISK FACTORS

Smoke-free cells	In all prisons
Drug-free units available	In more than half of prisons
Number of prisoners in drug-free units <sup>a</sup>	2 906
Meals produced in centralized kitchen for sentenced prisoners	In more than half of prisons
Urine or sputum screening for illicit drug use	Testing is mandatory for certain subgroups <sup>b</sup>
Number of prisoners tested for illicit drugs <sup>c</sup>	15 800
Screening for harmful use of alcohol	In all prisons
Screening for severe mental health disorders	In all prisons

<sup>a</sup>2016. <sup>b</sup>Those in drug treatment programmes. <sup>c</sup>2015.

## DISEASE SCREENING

HIV testing on or close to reception	Testing is not mandatory (routinely offered – opt-out)
Number (%) tested for HIV on or close to reception <sup>a</sup>	42 823 (83)
Screening for sexually transmitted infections (STIs) on or close to reception	In all prisons
Hepatitis B testing on or close to reception	Testing is not mandatory (routinely offered – opt-out)
Hepatitis C testing on or close to reception	Testing is not mandatory (routinely offered – opt-out)
Screening for oral health problems on or close to reception	In all prisons



Number (%) of prisoners who are:<sup>bc</sup>  
 current injecting drug users: 3 251 (5)  
 ever injecting drug users: 28 617 (44)

<sup>a</sup>2016. <sup>b</sup>2015. <sup>c</sup>All prison receptions.

## PREVALENCE OF COMMUNICABLE DISEASES

### Hepatitis C virus (HCV) in prisoners<sup>ab</sup>

Percentage tested for anti-HCV (% of tests positive)	80.5 (18.7)
Percentage tested for HCV RNA (% of tests positive)	66 (60)

### Tuberculosis (TB) in prisoners<sup>cd</sup>

Number (%) tested for new or relapse TB	44 545 (85)
Number tested for multidrug-resistant (MDR)-TB	56
Number diagnosed with new or relapse TB	80
Number diagnosed with MDR-TB	1
Number with new or relapse TB tested for HIV	60
Number with new or relapse TB diagnosed with HIV	16

### HIV and STIs in prisoners

	Male	Female
Number (%) of HIV tests positive <sup>ab</sup>	2 095 (5.3)	155 (4.7)
Number (%) with syphilis <sup>c</sup>	35 (0.07)	0 (0)
Number (%) with chlamydia	No national data	No national data

<sup>a</sup>2016. <sup>b</sup>All prison receptions. <sup>c</sup>2015. <sup>d</sup>All prisoners.

## PREVENTION OF INFECTION

Condoms available/free of charge	In all prisons /yes
Lubricants available/free of charge	In all prisons /yes
Disinfectants for syringes, razors, tattoo equipment etc. available/free of charge	In all prisons /yes
Needle/syringe exchange programmes for prisoners who inject drugs implemented	In all prisons
Non-supervised family/partner visits possible (including the possibility for sexual intercourse)	In all prisons
Full vaccination course against hepatitis B in prisons	Offered to all eligible prisoners

Links between prison health system and community health systems for treatment:  
 yes

## TREATMENT

### Mental health and drug dependence

<b>Access to mental health support</b>	In more than half of prisons
<b>Diversion to mental health treatment available following screening</b>	In all prisons
<b>Number of prisoners receiving opioid substitution therapy (OST)<sup>a</sup></b>	3 532
<b>Prisoners for whom OST is available</b>	Sentenced prisoners and those in pre-trial detention

### Communicable diseases in prisoners

<b>Number receiving antiretroviral HIV treatment<sup>a</sup></b>	2 465
<b>Number receiving antiviral treatment for hepatitis C<sup>b</sup></b>	1 215
<b>Number who completed TB treatment<sup>c</sup></b>	78

<sup>a</sup> 2016. <sup>b</sup> 2017. <sup>c</sup> 2015.

### Available treatment for drug dependence

<b>Opioid maintenance (OST)</b>	Yes
<b>Detoxification with opioid agonists</b>	Yes
<b>Detoxification without opioid agonists</b>	Yes
<b>Mutual support/self-help</b>	Yes
<b>Other psychosocial treatment</b>	Yes

National guidelines on prevention of post-release drug-related death:

no

National guidelines on treatment of severe mental health disorders in prison:

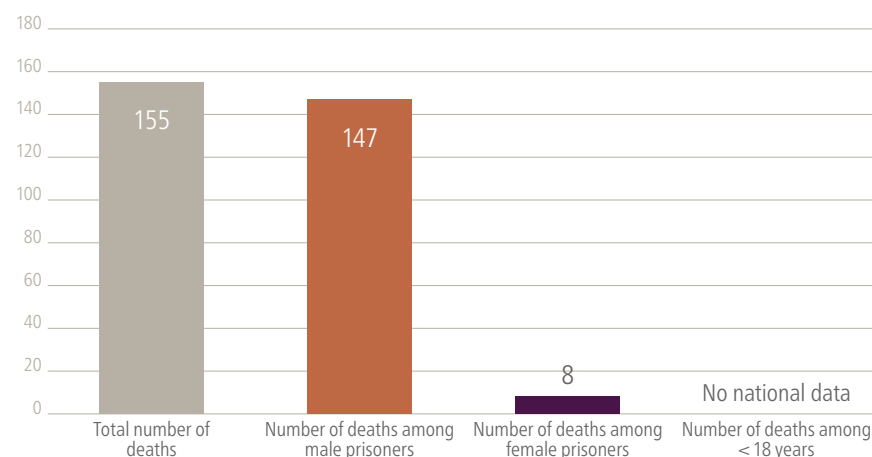
yes

## MORTALITY

<b>Death rate (per 1 000 prisoners)<sup>a</sup></b>	2.4
<b>Number (%) of deaths by suicide<sup>a</sup></b>	23 (14.8)



### Deaths<sup>a</sup>



<sup>a</sup> 2015.

### Reference

1. Population, total. In: World Bank Open Data [online database]. Washington (DC): World Bank; 2018 (<https://data.worldbank.org/indicator/sp.pop.totl>, accessed 24 October 2018).

### World Health Organization Regional Office for Europe

UN City, Marmorvej 51, DK-2100 Copenhagen Ø, Denmark

Tel: +45 45 33 70 00 Fax: +45 45 33 70 01

Email: [eurocontact@who.int](mailto:eurocontact@who.int)

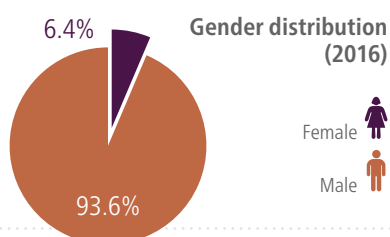
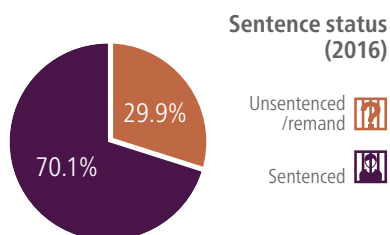
Website: [www.euro.who.int](http://www.euro.who.int)



## PRISON POPULATION

	2014	2015	2016
<b>Total capacity</b>	6 563	6 459	6 228
<b>Total daily number of prisoners</b>	5 323	5 292	5 162
<b>Occupancy level (%)</b>	81	82	83
<b>Incarceration rate<sup>a</sup></b>	55	54	52

<sup>a</sup> Per 100 000 of national population (population 2014: 9 696 110; 2015: 9 799 186; 2016: 9 923 085).



Number (%) of prisoners who are:  
 under 18 years (2016): 295 (5.7)  
 over 55 years: no national data  
 racial/ethnic minorities: no national data

## PRISON HEALTH SYSTEMS

### Prison health-care governance

<b>Authority of prison health-care systems</b>	Ministry of Justice
<b>Administrative authority for prison health-care budget</b>	Ministry of Justice
<b>Health services funding source</b>	Ministry of Justice; Ministry of Health or public authorities
<b>National health-care complaints system</b>	Exists and available to prisoners

Ministry of Health or other public health authority has direct or indirect responsibility for the following

<b>Authorization of prison health services</b>	No	<b>Inspection of medical documentation</b>	Yes
<b>Assessment of prison health services</b>	Yes	<b>Inspection of prison hygiene, nutrition, living conditions</b>	Yes
<b>Prevention of infectious diseases</b>	No		



## PRISON HEALTH-CARE WORKFORCE

### Number of health-care staff<sup>ab</sup>

<b>Total health-care staff</b>	220
<b>Physicians</b>	15
<b>Psychiatrists</b>	6
<b>Psychologists</b>	50
<b>Dentists<sup>c</sup></b>	0

### Health-care staff per 1 000 prisoners<sup>a</sup>

<b>Total health-care staff</b>	42.6
<b>Physicians</b>	2.9

<sup>a</sup> 2016. <sup>b</sup> Including external service providers and on the basis of full-time equivalents. <sup>c</sup> Dentists used as part of general health care.

Pharmacists:  
in all prisons

Dental hygienists and/or oral health promoters:  
not working in prisons





## PRISON ENVIRONMENT AND RISK FACTORS

Smoke-free cells	In all prisons
Drug-free units available	Missing
Number of prisoners in drug-free units	Missing
Meals produced in centralized kitchen for sentenced prisoners	In more than half of prisons
Urine or sputum screening for illicit drug use	Testing is mandatory for every prisoner <sup>a</sup>
Number of prisoners tested for illicit drugs	No national data
Screening for harmful use of alcohol	In all prisons
Screening for severe mental health disorders	In more than half of prisons

<sup>a</sup> Testing on the basis of suspicion occurs in remand prisons; otherwise, it is mandatory.

## DISEASE SCREENING

HIV testing on or close to reception	Testing is not mandatory (routinely offered – opt-out)
Number (%) tested for HIV on or close to reception <sup>a</sup>	No national data (90)
Screening for sexually transmitted infections (STIs) on or close to reception	No
Hepatitis B testing on or close to reception	Testing is not mandatory (available)
Hepatitis C testing on or close to reception	Testing is not mandatory (routinely offered – opt-out)
Screening for oral health problems on or close to reception	No



Number (%) of prisoners who are:  
current injecting drug users: no national data  
ever injecting drug users: missing<sup>b</sup>

<sup>a</sup> 2015. <sup>b</sup> The prevalence is 60–70%.

## PREVALENCE OF COMMUNICABLE DISEASES

### Hepatitis C virus (HCV) in prisoners<sup>ab</sup>

Percentage tested for anti-HCV (% of tests positive)	90 (35)
Percentage tested for HCV RNA (% of tests positive)	90 (35)

### Tuberculosis (TB) in prisoners

Number (%) tested for new or relapse TB	No national data
Number tested for multidrug-resistant (MDR)-TB	No national data
Number diagnosed with new or relapse TB	Missing
Number diagnosed with MDR-TB	No national data
Number with new or relapse TB tested for HIV	No national data
Number with new or relapse TB diagnosed with HIV	No national data

### HIV and STIs in prisoners

	Male	Female
Number (%) of HIV tests positive	No national data	No national data
Number (%) with syphilis	No national data	No national data
Number (%) with chlamydia	No national data	No national data

<sup>a</sup> 2015. <sup>b</sup> All prison receptions.

## PREVENTION OF INFECTION

Condoms available/free of charge	In fewer than half of prisons /yes
Lubricants available/free of charge	In fewer than half of prisons /yes
Disinfectants for syringes, razors, tattoo equipment etc. available/free of charge	No/not applicable
Needle/syringe exchange programmes for prisoners who inject drugs implemented	No
Non-supervised family/partner visits possible (including the possibility for sexual intercourse)	In more than half of prisons
Full vaccination course against hepatitis B in prisons	Offered to all eligible prisoners



## TREATMENT

### Mental health and drug dependence

<b>Access to mental health support</b>	In more than half of prisons
<b>Diversion to mental health treatment available following screening</b>	No
<b>Number of prisoners receiving opioid substitution therapy (OST)<sup>a</sup></b>	50
<b>Prisoners for whom OST is available</b>	Sentenced prisoners and those in pre-trial detention

### Communicable diseases in prisoners

<b>Number receiving antiretroviral HIV treatment</b>	No national data
<b>Number receiving antiviral treatment for hepatitis C</b>	No national data
<b>Number who completed TB treatment</b>	No national data

<sup>a</sup>2016.

### Available treatment for drug dependence

<b>Opioid maintenance (OST)</b>	Yes
<b>Detoxification with opioid agonists</b>	Yes
<b>Detoxification without opioid agonists</b>	Yes
<b>Mutual support/self-help</b>	Yes
<b>Other psychosocial treatment</b>	Yes

National guidelines on prevention of post-release drug-related death:

no

National guidelines on treatment of severe mental health disorders in prison:

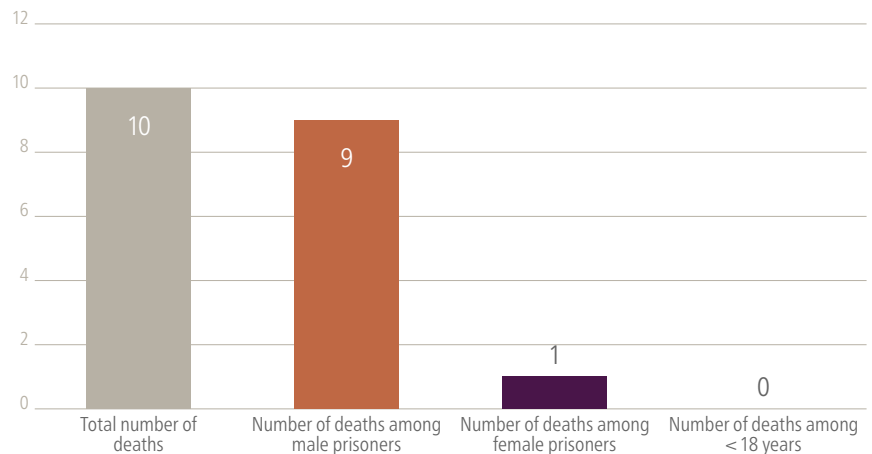
no

## MORTALITY

<b>Death rate (per 1 000 prisoners)<sup>a</sup></b>	1.9
<b>Number (%) of deaths by suicide<sup>a</sup></b>	2 (20)



### Deaths<sup>a</sup>



<sup>a</sup>2015.

### Reference

1. Population, total. In: World Bank Open Data [online database]. Washington (DC): World Bank; 2018 (<https://data.worldbank.org/indicator/sp.pop.totl>, accessed 24 October 2018).

### World Health Organization Regional Office for Europe

UN City, Marmorvej 51, DK-2100 Copenhagen Ø, Denmark

Tel: +45 45 33 70 00 Fax: +45 45 33 70 01

Email: [eurocontact@who.int](mailto:eurocontact@who.int)

Website: [www.euro.who.int](http://www.euro.who.int)

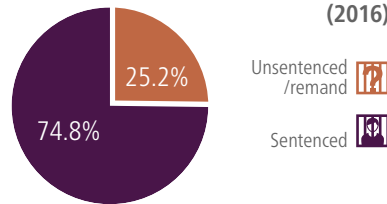


## PRISON POPULATION

	2014	2015	2016
<b>Total capacity</b>	7 235	7 343	7 493
<b>Total daily number of prisoners</b>	6 923	6 884	6 912
<b>Occupancy level (%)</b>	96	94	92
<b>Incarceration rate<sup>a</sup></b>	85	83	83

<sup>a</sup> Per 100 000 of national population (population 2014: 8 188 649; 2015: 8 282 396; 2016: 8 373 338).

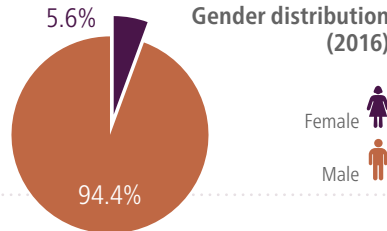
### Sentence status (2016)



Unsented/remand 

Sentenced 

### Gender distribution (2016)



Female 

Male 

Number (%) of prisoners who are:  
under 18 years (2016): 19 (0.3)

over 55 years: no national data

racial/ethnic minorities (2016):<sup>a</sup> 4 974 (72)

<sup>a</sup> Refers to people who are not Swiss nationals.

## PRISON HEALTH SYSTEMS

### Prison health-care governance

<b>Authority of prison health-care systems<sup>a</sup></b>	Ministry of Justice; Ministry of Interior; Ministry of Health or public health authorities
<b>Administrative authority for prison health-care budget</b>	Ministry of Justice; Ministry of Interior; Ministry of Health or public health authorities
<b>Health services funding source</b>	Ministry of Justice; Ministry of Interior; Ministry of Health or public health authorities; compulsory health insurance
<b>National health-care complaints system</b>	Unavailable to prisoners

Ministry of Health or other public health authority has direct or indirect responsibility for the following

<b>Authorization of prison health services</b>	No	<b>Inspection of medical documentation</b>	No
<b>Assessment of prison health services</b>	No	<b>Inspection of prison hygiene, nutrition, living conditions</b>	No
<b>Prevention of infectious diseases</b>	No		

<sup>a</sup> Switzerland is a federal state comprising 26 cantons. The enforcement of measures of detention is within their responsibility. In all but four cantons, the responsibility of prison health care lies with either the Ministry of Justice or the Ministry of Interior.



# Switzerland

**Population**  
8 373 338

**Income group**  
High

**Gross national income per capita**  
US\$ 82 080 (1)

## PRISON HEALTH-CARE WORKFORCE

### Number of health-care staff<sup>a</sup>

<b>Total health-care staff<sup>b</sup></b>	616
<b>Physicians</b>	No national data
<b>Psychiatrists</b>	No national data
<b>Psychologists</b>	No national data
<b>Dentists</b>	No national data

### Health-care staff per 1 000 prisoners<sup>b</sup>

<b>Total health-care staff</b>	89.1
<b>Physicians</b>	No national data

<sup>a</sup> Excluding external service providers and on the basis of full-time equivalents. <sup>b</sup> 2016.

Pharmacists:  
no national data

Dental hygienists and/or  
oral health promoters:  
no national data



## PRISON ENVIRONMENT AND RISK FACTORS

Smoke-free cells	No national data
Drug-free units available	No national data
Number of prisoners in drug-free units	Not applicable
Meals produced in centralized kitchen for sentenced prisoners	No national data
Urine or sputum screening for illicit drug use	No national data
Number of prisoners tested for illicit drugs	No national data
Screening for harmful use of alcohol	No national data
Screening for severe mental health disorders	No national data

## DISEASE SCREENING

HIV testing on or close to reception	No national data
Number (%) tested for HIV on or close to reception	No national data
Screening for sexually transmitted infections (STIs) on or close to reception	No national data
Hepatitis B testing on or close to reception	Testing is mandatory for every prisoner
Hepatitis C testing on or close to reception	No national data
Screening for oral health problems on or close to reception	No national data



Number (%) of prisoners who are:  
 current injecting drug users: no national data  
 ever injecting drug users: no national data

## PREVALENCE OF COMMUNICABLE DISEASES

### Hepatitis C virus (HCV) in prisoners

Percentage tested for anti-HCV (% of tests positive)	No national data
Percentage tested for HCV RNA (% of tests positive)	No national data

### Tuberculosis (TB) in prisoners

Number (%) tested for new or relapse TB	No national data
Number tested for multidrug-resistant (MDR)-TB	No national data
Number diagnosed with new or relapse TB	No national data
Number diagnosed with MDR-TB	No national data
Number with new or relapse TB tested for HIV	No national data
Number with new or relapse TB diagnosed with HIV	No national data

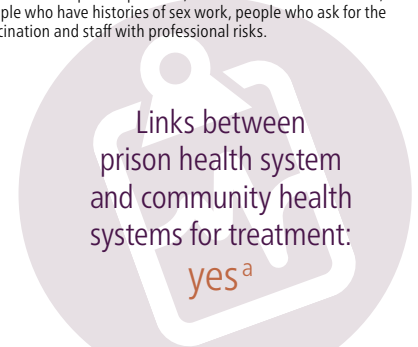
### HIV and STI

	Male	Female
Number (%) of HIV tests positive	No national data	No national data
Number (%) with syphilis	No national data	No national data
Number (%) with chlamydia	No national data	No national data

## PREVENTION OF INFECTION

Condoms available/free of charge	In more than half of prisons /yes
Lubricants available/free of charge	No national data
Disinfectants for syringes, razors, tattoo equipment etc. available/free of charge	No national data
Needle/syringe exchange programmes for prisoners who inject drugs implemented	In fewer than half of prisons
Non-supervised family/partner visits possible (including the possibility for sexual intercourse)	No national data
Full vaccination course against hepatitis B in prisons	Recommended for particular groups <sup>a</sup>

<sup>a</sup> People who use drugs, people who are HCV or HIV positive, people who have multiple sex partners, men who have sex with men, people who have histories of sex work, people who ask for the vaccination and staff with professional risks.



Links between  
 prison health system  
 and community health  
 systems for treatment:  
 yes<sup>a</sup>

<sup>a</sup> The links normally depend on the initiative of prison health staff or health staff working in the community, in the case that they are aware that one of their patients has been incarcerated.

## TREATMENT

### Mental health and drug dependence

<b>Access to mental health support</b>	No national data
<b>Diversion to mental health treatment available following screening</b>	Not applicable
<b>Number of prisoners receiving opioid substitution therapy (OST)</b>	No national data
<b>Prisoners for whom OST is available</b>	Sentenced prisoners and those in pre-trial detention

### Communicable diseases in prisoners

<b>Number receiving antiretroviral HIV treatment</b>	No national data
<b>Number receiving antiviral treatment for hepatitis C</b>	No national data
<b>Number who completed TB treatment</b>	No national data

### Available treatment for drug dependence

<b>Opioid maintenance (OST)</b>	Yes
<b>Detoxification with opioid agonists</b>	Yes
<b>Detoxification without opioid agonists</b>	No
<b>Mutual support/self-help</b>	Yes
<b>Other psychosocial treatment</b>	Yes

National guidelines on prevention of post-release drug-related death: **yes**

National guidelines on treatment of severe mental health disorders in prison: **no**

## MORTALITY

<b>Death rate (per 1 000 prisoners)<sup>a</sup></b>	3.5
<b>Number (%) of deaths by suicide<sup>a</sup></b>	10 (41.7)



### Deaths<sup>a</sup>



<sup>a</sup>2015.

### Reference

1. Population, total. In: World Bank Open Data [online database]. Washington (DC): World Bank; 2018 (<https://data.worldbank.org/indicator/sp.pop.totl>, accessed 24 October 2018).

### World Health Organization Regional Office for Europe

UN City, Marmorvej 51, DK-2100 Copenhagen Ø, Denmark

Tel: +45 45 33 70 00 Fax: +45 45 33 70 01

Email: [eurocontact@who.int](mailto:eurocontact@who.int)


Website: [www.euro.who.int](http://www.euro.who.int)



## PRISON POPULATION

	2014	2015	2016
<b>Total capacity</b>	11 950	Missing	Missing
<b>Total daily number of prisoners</b>	9 317	Missing	Missing
<b>Occupancy level (%)</b>	78	Not applicable	Not applicable
<b>Incarceration rate<sup>a</sup></b>	111	Not applicable	Not applicable

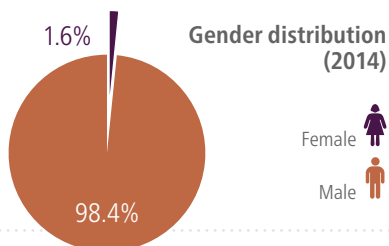
<sup>a</sup> Per 100 000 of national population (population 2014: 8 362 745).



### Sentence status

Unsentenced /remand 

Sentenced 



Female 

Male 

Number (%) of prisoners who are:  
under 18 years: no national data

over 55 years: no national data

racial/ethnic minorities: no national data

## PRISON HEALTH SYSTEMS

### Prison health-care governance

**Authority of prison health-care systems** Ministry of Justice

**Administrative authority for prison health-care budget** Ministry of Justice

**Health services funding source** Ministry of Justice; Ministry of Interior

**National health-care complaints system** Exists and available to prisoners

Ministry of Health or other public health authority has direct or indirect responsibility for the following

**Authorization of prison health services** Yes **Inspection of medical documentation** Yes

**Assessment of prison health services** Yes **Inspection of prison hygiene, nutrition, living conditions** Yes

**Prevention of infectious diseases** Yes

## PRISON HEALTH-CARE WORKFORCE

### Number of health-care staff<sup>a</sup>

**Total health-care staff** No national data

**Physicians** No national data

**Psychiatrists** No national data

**Psychologists** No national data

**Dentists** No national data

### Health-care staff per 1 000 prisoners<sup>a</sup>

**Total health-care staff** Not applicable

**Physicians** Not applicable

<sup>a</sup> Including external service providers and on the basis of full-time equivalents.



Pharmacists:  
in all prisons

Dental hygienists and/or  
oral health promoters:  
in all prisons

# Tajikistan

**Population**  
8 734 951

**Income group**  
Lower-middle

**Gross national income per capita**  
US\$ 1 110 (1)



## PRISON ENVIRONMENT AND RISK FACTORS

Smoke-free cells	No national data
Drug-free units available	No national data
Number of prisoners in drug-free units	Not applicable
Meals produced in centralized kitchen for sentenced prisoners	No
Urine or sputum screening for illicit drug use	Testing is mandatory for every prisoner
Number of prisoners tested for illicit drugs	No national data
Screening for harmful use of alcohol	In all prisons
Screening for severe mental health disorders	In all prisons

## DISEASE SCREENING

HIV testing on or close to reception	Testing is mandatory for every prisoner
Number (%) tested for HIV on or close to reception	No national data
Screening for sexually transmitted infections (STIs) on or close to reception	In all prisons
Hepatitis B testing on or close to reception	Testing is mandatory for every prisoner
Hepatitis C testing on or close to reception	Testing is mandatory for every prisoner
Screening for oral health problems on or close to reception	In all prisons



Number (%) of prisoners who are:  
 current injecting drug users: no national data  
 ever injecting drug users: no national data

## PREVALENCE OF COMMUNICABLE DISEASES

### Hepatitis C virus (HCV) in prisoners

Percentage tested for anti-HCV (% of tests positive)	No national data
Percentage tested for HCV RNA (% of tests positive)	No national data

### Tuberculosis (TB) in prisoners

Number (%) tested for new or relapse TB	No national data
Number tested for multidrug-resistant (MDR)-TB	No national data
Number diagnosed with new or relapse TB	No national data
Number diagnosed with MDR-TB	No national data
Number with new or relapse TB tested for HIV	No national data
Number with new or relapse TB diagnosed with HIV	No national data

### HIV and STIs in prisoners

	Male	Female
Number (%) of HIV tests positive	No national data	No national data
Number (%) with syphilis	No national data	No national data
Number (%) with chlamydia	No national data	No national data

## PREVENTION OF INFECTION

Condoms available/free of charge	No national data
Lubricants available/free of charge	No national data
Disinfectants for syringes, razors, tattoo equipment etc. available/free of charge	In all prisons /yes
Needle/syringe exchange programmes for prisoners who inject drugs implemented	No national data
Non-supervised family/partner visits possible (including the possibility for sexual intercourse)	In all prisons
Full vaccination course against hepatitis B in prisons	No national data

Links between prison health system and community health systems for treatment:  
 yes

## TREATMENT

### Mental health and drug dependence

<b>Access to mental health support</b>	In all prisons
<b>Diversion to mental health treatment available following screening</b>	In all prisons
<b>Number of prisoners receiving opioid substitution therapy (OST)</b>	No national data
<b>Prisoners for whom OST is available</b>	Not applicable

### Communicable diseases in prisoners

<b>Number receiving antiretroviral HIV treatment</b>	No national data
<b>Number receiving antiviral treatment for hepatitis C</b>	No national data
<b>Number who completed TB treatment</b>	No national data

### Available treatment for drug dependence

<b>Opioid maintenance (OST)</b>	No national data
<b>Detoxification with opioid agonists</b>	No national data
<b>Detoxification without opioid agonists</b>	No national data
<b>Mutual support/self-help</b>	No national data
<b>Other psychosocial treatment</b>	No national data

National guidelines on prevention of post-release drug-related death:

no national data

National guidelines on treatment of severe mental health disorders in prison:

yes

## MORTALITY

<b>Death rate (per 1 000 prisoners)</b>	Not applicable
<b>Number (%) of deaths by suicide</b>	No national data



### Deaths



### Reference

1. Population, total. In: World Bank Open Data [online database]. Washington (DC): World Bank; 2018 (<https://data.worldbank.org/indicator/sp.pop.totl>, accessed 24 October 2018).

### World Health Organization Regional Office for Europe

UN City, Marmorvej 51, DK-2100 Copenhagen Ø, Denmark

Tel: +45 45 33 70 00 Fax: +45 45 33 70 01

Email: [eurocontact@who.int](mailto:eurocontact@who.int)

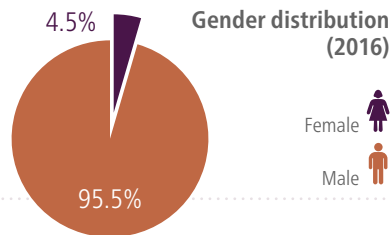
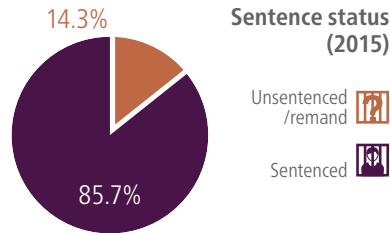
Website: [www.euro.who.int](http://www.euro.who.int)



## PRISON POPULATION

	2014	2015	2016
<b>Total capacity</b>	95 536	98 105	97 748
<b>Total daily number of prisoners</b>	93 517	93 776	93 952
<b>Occupancy level (%)</b>	98	96	96
<b>Incarceration rate<sup>a</sup></b>	145	144	143

<sup>a</sup> Per 100 000 of national population (population 2014: 64 613 160; 2015: 65 128 861; 2016: 65 595 565).



Number (%) of prisoners who are:  
 under 18 years (2015): **727 (0.8)**  
 over 55 years: **missing<sup>a</sup>**  
 racial/ethnic minorities (2015): **22 432 (23.9)**

<sup>a</sup> The Ministry of Justice routinely collects data for the number of prisoners over the age of 50, not over the age of 55. In 2016, there were 12 938 people over the age of 50 in UK prisons.

## PRISON HEALTH SYSTEMS

### Prison health-care governance

<b>Authority of prison health-care systems</b>	Ministry of Health or public health authorities
<b>Administrative authority for prison health-care budget</b>	Ministry of Health or public health authorities
<b>Health services funding source</b>	Ministry of Health or public health authorities; state budget
<b>National health-care complaints system</b>	Exists and available to prisoners

Ministry of Health or other public health authority has direct or indirect responsibility for the following

<b>Authorization of prison health services</b>	Yes	<b>Inspection of medical documentation</b>	Yes
<b>Assessment of prison health services</b>	Yes	<b>Inspection of prison hygiene, nutrition, living conditions</b>	Yes
<b>Prevention of infectious diseases</b>	Yes		



## United Kingdom of Great Britain and Northern Ireland<sup>a</sup>

<sup>a</sup> Where data for the whole United Kingdom are not available, data from England or from England and Wales are used as a proxy indicator.

**Population**  
65 595 565

**Income group**  
High

**Gross national income per capita**  
US\$ 42 370 (1)

153 HEALTH IN PRISONS FACT SHEET

## PRISON HEALTH-CARE WORKFORCE

### Number of health-care staff<sup>a</sup>

<b>Total health-care staff</b>	No national data
<b>Physicians</b>	No national data
<b>Psychiatrists</b>	No national data
<b>Psychologists</b>	No national data
<b>Dentists<sup>bc</sup></b>	183

### Health-care staff per 1 000 prisoners

<b>Total health-care staff</b>	Not applicable
<b>Physicians</b>	Not applicable

<sup>a</sup> Including external service providers and on the basis of full-time equivalents. <sup>b</sup> 2017. <sup>c</sup> Data for England and Wales.

Pharmacists:  
in all prisons

Dental hygienists and/or oral health promoters:  
in more than half of prisons



## PRISON ENVIRONMENT AND RISK FACTORS

<b>Smoke-free cells</b>	In all prisons
<b>Drug-free units available</b>	In more than half of prisons
<b>Number of prisoners in drug-free units</b>	No national data
<b>Meals produced in centralized kitchen for sentenced prisoners</b>	In all prisons
<b>Urine or sputum screening for illicit drug use</b>	Testing is not mandatory (available) <sup>a</sup>
<b>Number of prisoners tested for illicit drugs</b>	No national data
<b>Screening for harmful use of alcohol</b>	In all prisons
<b>Screening for severe mental health disorders</b>	In all prisons

<sup>a</sup> Mandatory drug testing is administered on a case-by-case basis to support security or clinical care.

## DISEASE SCREENING

<b>HIV testing on or close to reception</b>	Testing is not mandatory (routinely offered – opt-out)
<b>Number (%) tested for HIV on or close to reception<sup>ab</sup></b>	37 474 (17.5)
<b>Screening for sexually transmitted infections (STIs) on or close to reception</b>	In all prisons <sup>c</sup>
<b>Hepatitis B testing on or close to reception</b>	Testing is not mandatory (routinely offered – opt-out)
<b>Hepatitis C testing on or close to reception</b>	Testing is not mandatory (routinely offered – opt-out)
<b>Screening for oral health problems on or close to reception</b>	In more than half of prisons



Number (%) of prisoners who are:<sup>ab</sup>  
current injecting drug users: 7 163 (18)  
ever injecting drug users: 13 958 (35)

<sup>a</sup> 2016. <sup>b</sup> Data for England. <sup>c</sup> Data for England: in England, testing for STIs is offered not just as part of the reception screening process.

## PREVALENCE OF COMMUNICABLE DISEASES

### Hepatitis C virus (HCV) in prisoners<sup>ab</sup>

<b>Percentage tested for anti-HCV (% of tests positive)</b>	24 (18)
<b>Percentage tested for HCV RNA (% of tests positive)</b>	33 (82)

### Tuberculosis (TB) in prisoners

<b>Number (%) tested for new or relapse TB</b>	No national data
<b>Number tested for multidrug-resistant (MDR)-TB</b>	No national data
<b>Number diagnosed with new or relapse TB<sup>cd</sup></b>	35
<b>Number diagnosed with MDR-TB<sup>ce</sup></b>	1
<b>Number with new or relapse TB tested for HIV</b>	No national data
<b>Number with new or relapse TB diagnosed with HIV<sup>ce</sup></b>	1

### HIV and STIs in prisoners<sup>f</sup>

	Male	Female
<b>Number (%) of HIV tests positive</b>	No national data	No national data
<b>Number (%) with syphilis</b>	No national data	No national data
<b>Number (%) with chlamydia</b>	No national data	No national data

<sup>a</sup> 2016. <sup>b</sup> All prison receptions. <sup>c</sup> Reference year missing. <sup>d</sup> All prisoners. <sup>e</sup> Reference group missing.

<sup>f</sup> Aggregate data for the whole population are available in the Health in Prisons European Database (HIPED).

## PREVENTION OF INFECTION

<b>Condoms available/free of charge</b>	In all prisons /yes <sup>a</sup>
<b>Lubricants available/free of charge</b>	In all prisons /yes
<b>Disinfectants for syringes, razors, tattoo equipment etc. available/free of charge<sup>b</sup></b>	In all prisons /yes
<b>Needle/syringe exchange programmes for prisoners who inject drugs implemented</b>	No
<b>Non-supervised family/partner visits possible (including the possibility for sexual intercourse)</b>	No
<b>Full vaccination course against hepatitis B in prisons</b>	Offered to all eligible prisoners

<sup>a</sup> Condoms are not available in the three prisons in Northern Ireland. <sup>b</sup> Data for England and Wales.



## TREATMENT

### Mental health and drug dependence

<b>Access to mental health support</b>	In all prisons
<b>Diversion to mental health treatment available following screening</b>	In all prisons
<b>Number of prisoners receiving opioid substitution therapy (OST)<sup>a</sup></b>	29 146
<b>Prisoners for whom OST is available</b>	Sentenced prisoners and those in pre-trial detention

### Communicable diseases in prisoners

<b>Number receiving antiretroviral HIV treatment<sup>b</sup></b>	302
<b>Number receiving antiviral treatment for hepatitis C</b>	No national data
<b>Number who completed TB treatment<sup>bc</sup></b>	25

<sup>a</sup> 2015. <sup>b</sup> 2016. <sup>c</sup> TB cases diagnosed in 2016 who started treatment.

### Available treatment for drug dependence

<b>Opioid maintenance (OST)</b>	Yes
<b>Detoxification with opioid agonists</b>	Yes
<b>Detoxification without opioid agonists</b>	Yes
<b>Mutual support/self-help</b>	Yes
<b>Other psychosocial treatment</b>	Yes

National guidelines on prevention of post-release drug-related death: **yes**

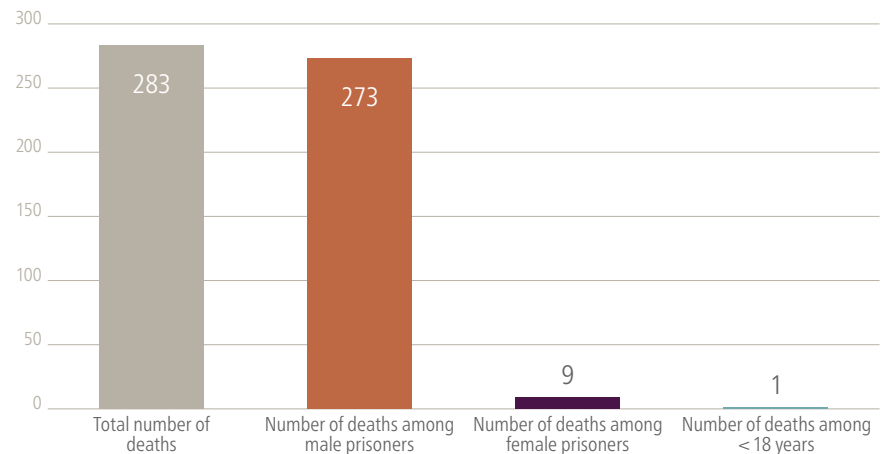
National guidelines on treatment of severe mental health disorders in prison: **yes**

## MORTALITY

<b>Death rate (per 1 000 prisoners)<sup>a</sup></b>	3.0
<b>Number (%) of deaths by suicide<sup>a</sup></b>	93 (32.9)



### Deaths<sup>a</sup>



<sup>a</sup> 2015.

### Reference

1. Population, total. In: World Bank Open Data [online database]. Washington (DC): World Bank; 2018 (<https://data.worldbank.org/indicator/sp.pop.totl>, accessed 24 October 2018).

### World Health Organization Regional Office for Europe

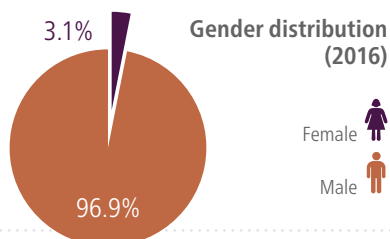
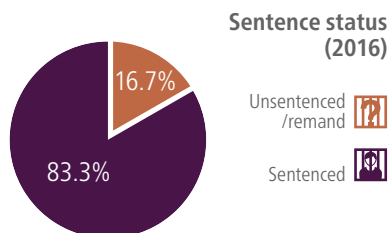
UN City, Marmorvej 51, DK-2100 Copenhagen Ø, Denmark  
Tel: +45 45 33 70 00 Fax: +45 45 33 70 01  
Email: [eurocontact@who.int](mailto:eurocontact@who.int)  
Website: [www.euro.who.int](http://www.euro.who.int)



## PRISON POPULATION

	2014	2015	2016
<b>Total capacity</b>	140 171	113 047	113 047
<b>Total daily number of prisoners</b>	79 750	70 417	60 435
<b>Occupancy level (%)</b>	57	62	53
<b>Incarceration rate<sup>a</sup></b>	176	156	134

<sup>a</sup> Per 100 000 of national population (population 2014: 45 271 947; 2015: 45 154 029; 2016: 45 004 6).



Number (%) of prisoners who are:  
 under 18 years (2016): **304 (0.5)**  
 over 55 years: **no national data**  
 racial/ethnic minorities: **no national data**

## PRISON HEALTH SYSTEMS

### Prison health-care governance

<b>Authority of prison health-care systems</b>	Ministry of Justice
<b>Administrative authority for prison health-care budget</b>	Ministry of Justice
<b>Health services funding source</b>	Ministry of Justice; other
<b>National health-care complaints system</b>	Exists and available to prisoners

Ministry of Health or other public health authority has direct or indirect responsibility for the following

<b>Authorization of prison health services</b>	Yes	<b>Inspection of medical documentation</b>	No
<b>Assessment of prison health services</b>	Yes	<b>Inspection of prison hygiene, nutrition, living conditions</b>	No
<b>Prevention of infectious diseases</b>	No		



## PRISON HEALTH-CARE WORKFORCE

### Number of health-care staff<sup>ab</sup>

<b>Total health-care staff</b>	2 271
<b>Physicians</b>	990
<b>Psychiatrists</b>	77
<b>Psychologists</b>	188
<b>Dentists</b>	95

### Health-care staff per 1 000 prisoners<sup>a</sup>

<b>Total health-care staff</b>	37.6
<b>Physicians</b>	16.4

<sup>a</sup> 2016. <sup>b</sup> Including external service providers and on the basis of full-time equivalents.

Pharmacists:  
 in more than  
 half of prisons

Dental hygienists and/or  
 oral health promoters:  
 in all prisons





## PRISON ENVIRONMENT AND RISK FACTORS

Smoke-free cells	No
Drug-free units available	No
Number of prisoners in drug-free units	Not applicable
Meals produced in centralized kitchen for sentenced prisoners	In all prisons
Urine or sputum screening for illicit drug use	No national data
Number of prisoners tested for illicit drugs	No national data
Screening for harmful use of alcohol	No
Screening for severe mental health disorders	In all prisons

## DISEASE SCREENING

HIV testing on or close to reception	Testing is mandatory for every prisoner (routinely offered – opt-out)
Number (%) tested for HIV on or close to reception <sup>a</sup>	36 459 (78)
Screening for sexually transmitted infections (STIs) on or close to reception	In all prisons
Hepatitis B testing on or close to reception	Testing is not mandatory (not available)
Hepatitis C testing on or close to reception	Testing is not mandatory (not available)
Screening for oral health problems on or close to reception	In all prisons



Number (%) of prisoners who are:  
current injecting drug users: no national data  
ever injecting drug users: no national data

<sup>a</sup>2016.

## PREVALENCE OF COMMUNICABLE DISEASES

### Hepatitis C virus (HCV) in prisoners

Percentage tested for anti-HCV (% of tests positive)	Not applicable
Percentage tested for HCV RNA (% of tests positive)	Not applicable

### Tuberculosis (TB) in prisoners

Number (%) tested for new or relapse TB	No national data
Number tested for multidrug-resistant (MDR)-TB <sup>ab</sup>	678
Number diagnosed with new or relapse TB <sup>bc</sup>	1 385
Number diagnosed with MDR-TB <sup>ab</sup>	178
Number with new or relapse TB tested for HIV <sup>bd</sup>	1 203
Number with new or relapse TB diagnosed with HIV <sup>bd</sup>	290

### HIV and STIs in prisoners

	Male	Female
Number (%) of HIV tests positive <sup>de</sup>	1 991 (5.4)	No national data
Number (%) with syphilis	No national data	No national data
Number (%) with chlamydia	No national data	No national data

<sup>a</sup>First to third quarter of 2016. <sup>b</sup>All prisoners. <sup>c</sup>2015. <sup>d</sup>2016. <sup>e</sup>Reference group missing.

## PREVENTION OF INFECTION

Condoms available/free of charge	In all prisons /yes
Lubricants available/free of charge	In fewer than half of prisons /yes
Disinfectants for syringes, razors, tattoo equipment etc. available/free of charge	In all prisons /yes
Needle/syringe exchange programmes for prisoners who inject drugs implemented	No
Non-supervised family/partner visits possible (including the possibility for sexual intercourse)	In more than half of prisons
Full vaccination course against hepatitis B in prisons	Not available to prisoners

Links between prison health system and community health systems for treatment:  
yes

## TREATMENT

### Mental health and drug dependence

<b>Access to mental health support</b>	In all prisons
<b>Diversion to mental health treatment available following screening</b>	In all prisons
<b>Number of prisoners receiving opioid substitution therapy (OST)</b>	No national data
<b>Prisoners for whom OST is available</b>	Sentenced prisoners and those in pre-trial detention

### Communicable diseases in prisoners

<b>Number receiving antiretroviral HIV treatment<sup>a</sup></b>	2 383
<b>Number receiving antiviral treatment for hepatitis C<sup>b</sup></b>	Not applicable
<b>Number who completed TB treatment<sup>cd</sup></b>	1 319

<sup>a</sup> 2017. <sup>b</sup> Antiviral treatment for hepatitis C not available. <sup>c</sup> 2016. <sup>d</sup> Drug-susceptible TB.

### Available treatment for drug dependence

<b>Opioid maintenance (OST)</b>	No
<b>Detoxification with opioid agonists</b>	Yes
<b>Detoxification without opioid agonists</b>	Yes
<b>Mutual support/self-help</b>	No
<b>Other psychosocial treatment</b>	No

National guidelines on prevention of post-release drug-related death:

no

National guidelines on treatment of severe mental health disorders in prison:

yes

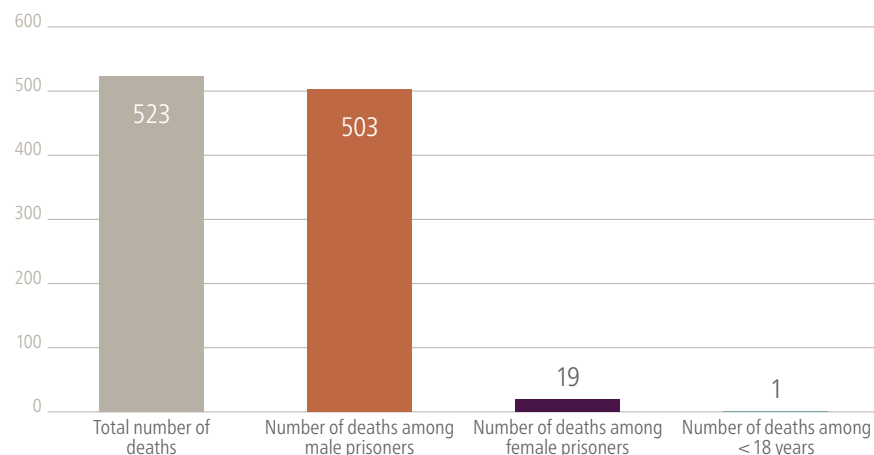
## MORTALITY

**Death rate (per 1 000 prisoners)<sup>a</sup>** 8.7

**Number (%) of deaths by suicide<sup>a</sup>** 60 (11.5)



### Deaths<sup>a</sup>



<sup>a</sup> 2016.

### Reference

1. Population, total. In: World Bank Open Data [online database]. Washington (DC): World Bank; 2018 (<https://data.worldbank.org/indicator/sp.pop.totl>, accessed 24 October 2018).

### World Health Organization Regional Office for Europe

UN City, Marmorvej 51, DK-2100 Copenhagen Ø, Denmark

Tel: +45 45 33 70 00 Fax: +45 45 33 70 01

Email: [eurocontact@who.int](mailto:eurocontact@who.int)

Website: [www.euro.who.int](http://www.euro.who.int)

## The WHO Regional Office for Europe

The World Health Organization (WHO) is a specialized agency of the United Nations created in 1948 with the primary responsibility for international health matters and public health. The WHO Regional Office for Europe is one of six regional offices throughout the world, each with its own programme geared to the particular health conditions of the countries it serves.

### Member States

Albania  
Andorra  
Armenia  
Austria  
Azerbaijan  
Belarus  
Belgium  
Bosnia and Herzegovina  
Bulgaria  
Croatia  
Cyprus  
Czechia  
Denmark  
Estonia  
Finland  
France  
Georgia  
Germany  
Greece  
Hungary  
Iceland  
Ireland  
Israel  
Italy  
Kazakhstan  
Kyrgyzstan  
Latvia  
Lithuania  
Luxembourg  
Malta  
Monaco  
Montenegro  
Netherlands  
North Macedonia  
Norway  
Poland  
Portugal  
Republic of Moldova  
Romania  
Russian Federation  
San Marino  
Serbia  
Slovakia  
Slovenia  
Spain  
Sweden  
Switzerland  
Tajikistan  
Turkey  
Turkmenistan  
Ukraine  
United Kingdom  
Uzbekistan

### World Health Organization Regional Office for Europe

UN City, Marmorvej 51, DK-2100 Copenhagen Ø, Denmark  
Tel: +45 45 33 70 00 Fax: +45 45 33 70 01  
Email: [eurocontact@who.int](mailto:eurocontact@who.int)  
Website: [www.euro.who.int](http://www.euro.who.int)