

# Routine immunization profile Sweden

## Progress towards achieving European Vaccine Action Plan goals, 2017

Goal	Indicator	Status	Goal	Indicator	Status
<b>1</b>	Sustain polio-free status <sup>a</sup> (Current risk)	Yes (Low)	<b>4</b>	Meets vaccination coverage targets DTP3 national immunization coverage $\geq 95\%$ <sup>d</sup> $\geq 90\%$ DTP3 coverage achieved in $\geq 90\%$ of districts <sup>e</sup>	Yes Yes Yes
<b>2</b>	Measles elimination status <sup>b</sup>	Eliminated	<b>5</b>	Make evidence-based decisions about introduction of new vaccines* <sup>e</sup> NITAG made a recommendation about PCV NITAG made a recommendation about RV NITAG made a recommendation about HPV	Yes
	Rubella elimination status <sup>b</sup>	Eliminated			No Yes Yes
<b>3</b>	Control hepatitis B infection <sup>c</sup>	Validation pending	<b>6</b>	Achieve financial sustainability of the national immunization programme** <sup>c</sup>	Yes

\*New vaccines introduced or not introduced based on NITAG evidence-based recommendations

\*\*Country self-sufficient for procuring routine vaccines

## Demographic, income and health expenditure summary, 2017

Total Population <sup>f</sup>	9 910 701
Live births	121 221
Surviving infants	120 981
<5 years	589 973
<15 years	1 737 836
Neonatal mortality rate (per 1000 live births) <sup>f</sup>	1.7
Infant mortality rate (per 1000 live births) <sup>f</sup>	2.3
Number of districts <sup>e</sup>	290
GNI (per capita, in USD) <sup>g</sup>	52 270
Health spending as % of total government expenditure <sup>g</sup>	18

## Immunization schedule, 2017<sup>e</sup>

3M	DTaPHibHepBIPV, PCV
5M	DTaPHibHepBIPV, PCV
12M	DTaPHibHepBIPV, PCV
18M	MMR
5Y	DTaPIPv
6-8Y	MMR
10-12Y	HPV (2x)
14-16Y	Tdap

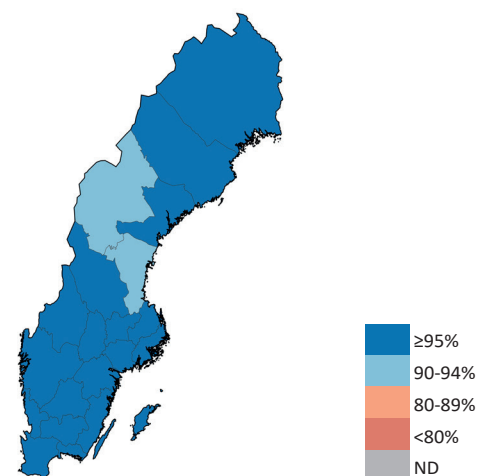


### Vaccine coverage estimates, 2013-2017<sup>d</sup>

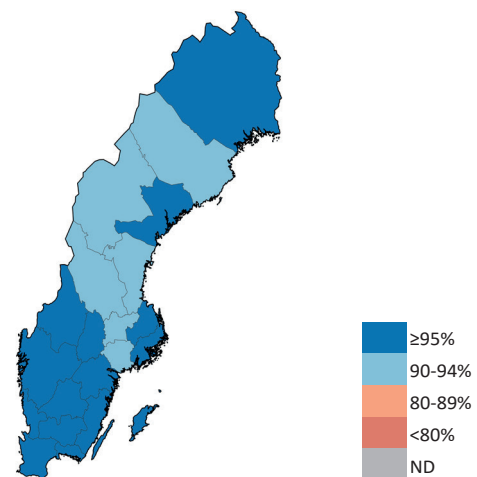
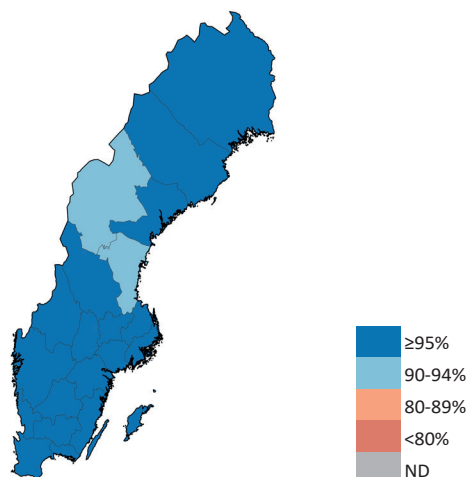
	2013	2014	2015	2016	2017
BCG	26	25	25	25	25
HepB-BD	NR	NR	NR	NR	NR
DTP1	99	99	99	99	99
DTP3	98	97	97	97	97
HepB3	67	76	76	76	76
Hib3	98	97	97	97	97
Pol3	98	97	97	97	97
PCV3	97	96	96	96	96
Rotac	NR	NR	NR	NR	NR
RCV1	97	97	97	97	97
MCV1	97	97	97	97	97
MCV2	95	95	95	95	95

100 50 0 ND NR

### DTP3 reported coverage by subnational area<sup>†</sup>, 2017<sup>e</sup>



### MCV1 reported coverage by subnational area<sup>†</sup>, 2017<sup>e</sup> MCV2 reported coverage by subnational area<sup>†</sup>, 2017<sup>e</sup>



### Number of reported cases of vaccine-preventable diseases, 2013-2017<sup>e</sup>

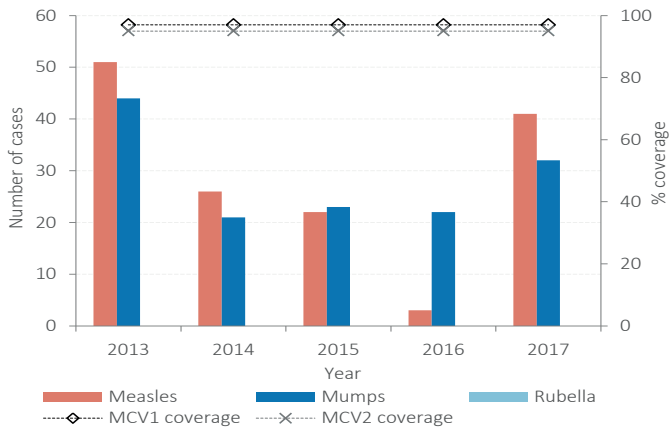
	2013	2014	2015	2016	2017
Measles	51	26	22	3	41
Mumps	44	21	23	22	32
Rubella	0	0	0	0	0
Congenital rubella syndrome	0	1	0	0	0
Diphtheria	2	0	1	4	0
Tetanus	3	2	0	3	2
Pertussis	237	703	603	679	805
Hepatitis A	105	85	96	88	110
Varicella	ND	ND	ND	ND	ND

### Surveillance with laboratory confirmation of cases, 2017<sup>e</sup>

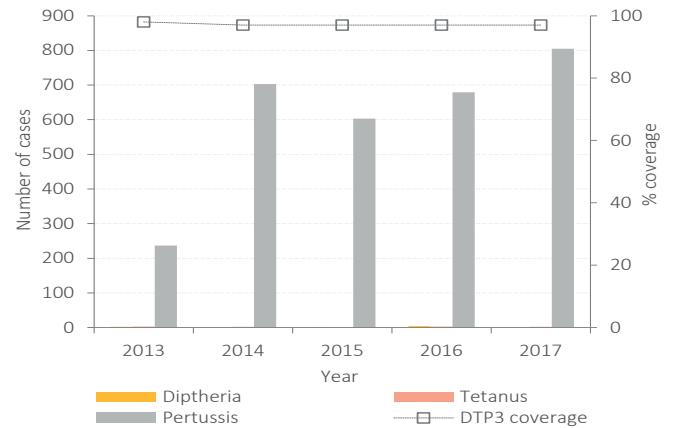
Measles	Yes
Rubella	Yes
Congenital rubella syndrome	Yes
Rotavirus	No
Invasive meningococcal disease	Yes
Invasive pneumococcal disease	Yes
Invasive <i>Haemophilus influenzae</i> disease	Yes

Note: Case-based surveillance (with laboratory confirmation of cases) assessed for measles, rubella, and congenital rubella syndrome. Hospital-based sentinel surveillance and/or population-based surveillance (both with laboratory confirmation of cases) assessed for rotavirus, invasive meningococcal disease, invasive pneumococcal disease, and invasive *Haemophilus influenzae* disease.

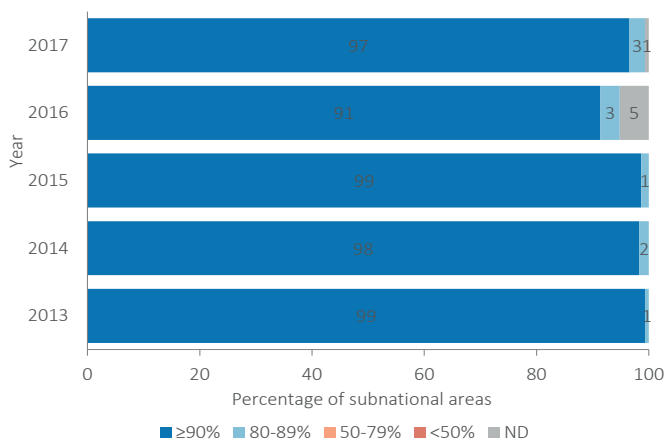
### Number of reported measles, mumps and rubella cases<sup>e</sup> and MCV coverage estimates<sup>d</sup>, 2013-2017



### Number of reported diphtheria, tetanus and pertussis cases<sup>e</sup> and DTP3 coverage estimates<sup>d</sup>, 2013-2017



### Percentage of districts by DTP3 reported coverage<sup>e</sup>, 2013-2017



### Immunization system characteristics, 2017

Sustained access to WHO accredited polio, measles, and rubella laboratories <sup>h</sup>	Yes
NITAG in place that meets six WHO criteria <sup>e</sup>	Yes
National system in place to monitor AEFIs <sup>e</sup>	Yes
Communication plan in place to respond to vaccine safety-related events <sup>e</sup>	Yes
Vaccine hesitancy assessment performed within last 5 years <sup>e</sup>	Yes
Mandatory proof of immunization at school entry <sup>e</sup>	No

Note: The six WHO NITAG criteria are 1. legislative or administrative basis for the advisory group; 2. formal written terms of reference; 3. at least five different areas of expertise represented among core members; 4. at least one meeting per year; 5. circulation of the agenda and background documents at least one week prior to meetings; 6. mandatory disclosure of any conflict of interest

### Vaccine stockouts by administrative level<sup>e</sup>, 2013-2017

	2013	2014	2015	2016	2017
BCG	ND	ND	Subnational	No	No
DTP	ND	ND	Subnational	No	No
HepB	ND	ND	No	No	No
Hib	ND	ND	No	No	No
Pneumo	ND	ND	No	No	No
Rota	NR	NR	NR	NR	NR
OPV	NR	NR	NR	NR	NR
IPV	ND	ND	No	No	No
Measles	ND	ND	No	No	No
HPV	*	*	*	No	No
TT	ND	ND	No	No	No

\*Data on HPV stockouts have only been collected in JRF since 2016

## Abbreviations

AEFI	Adverse event following immunization	MCV1	measles-mumps-rubella vaccine, first dose
BCG	Bacille Calmette-Guerin vaccine for tuberculosis	MCV2	measles-mumps-rubella vaccine, second dose
CRS	congenital Rubella Syndrome	MMR	measles-mumps-rubella vaccine
DT	diphtheria-tetanus-containing vaccine	ND	Data not available
DTP	diphtheria-tetanus-pertussis-containing vaccine	NITAG	National Immunization Technical Advisory Group
DTP1	diphtheria-tetanus-pertussis-containing vaccine, first dose	NR	Not relevant as vaccine not included in immunization schedule
DTP3	diphtheria-tetanus-pertussis-containing vaccine, third dose	OPV	oral polio vaccine
GNI	Gross national income	PCV	pneumococcal conjugate vaccine
HepB	hepatitis B	PCV3	pneumococcal conjugate vaccine , third dose
HepB3	hepatitis B vaccine, third dose	Pol3	polio-containing vaccine, third dose
HepB-BD	hepatitis B vaccine, birth dose	RCV1	rubella-containing vaccine, first dose
Hib	Haemophilus influenzae type b	Rotac	rotavirus vaccine-complete series
Hib3	Haemophilus influenzae type b vaccine, third dose	Td	tetanus-diphtheria-containing vaccine
HPV	human papillomavirus	TT	tetanus toxoid vaccine
IPV	inactivated polio vaccine	W,M,Y	Weeks, Months, Years
MCV	measles-containing vaccine		

## Data sources

- a European Regional Commission for Certification of Poliomyelitis eradication (RCC) meeting report: [www.euro.who.int/32ndRCC](http://www.euro.who.int/32ndRCC)
- b European Regional Verification Commission for Measles and Rubella Elimination (RVC) meeting report: [www.euro.who.int/7thRVC](http://www.euro.who.int/7thRVC)
- c European Vaccine Action Plan 2015–2020 Midterm report
- d WHO/UNICEF Estimates of National Immunization Coverage (WUENIC): ([http://www.who.int/immunization/monitoring\\_surveillance/data/en/](http://www.who.int/immunization/monitoring_surveillance/data/en/))
- e WHO/UNICEF Joint Reporting Form on immunization (JRF)
- f World Population Prospects: The 2017 Revision, New York, United Nations
- g World Bank, World Development Indicators
- h Polio Laboratory Network: [www.euro.who.int/poliolabnetwork](http://www.euro.who.int/poliolabnetwork) & Personal communication based on annual accreditation process of the European Measles and Rubella Laboratory Network

## Map disclaimer

† The boundaries and names shown and the designations used on the maps do not imply the expression of any opinion whatsoever on the part of the World Health Organization concerning the legal status of any country, territory, city or area or of its authorities, or concerning the delimitation of its frontiers or boundaries. Dotted and dashed lines on maps represent approximate border lines for which there may not yet be full agreement.