



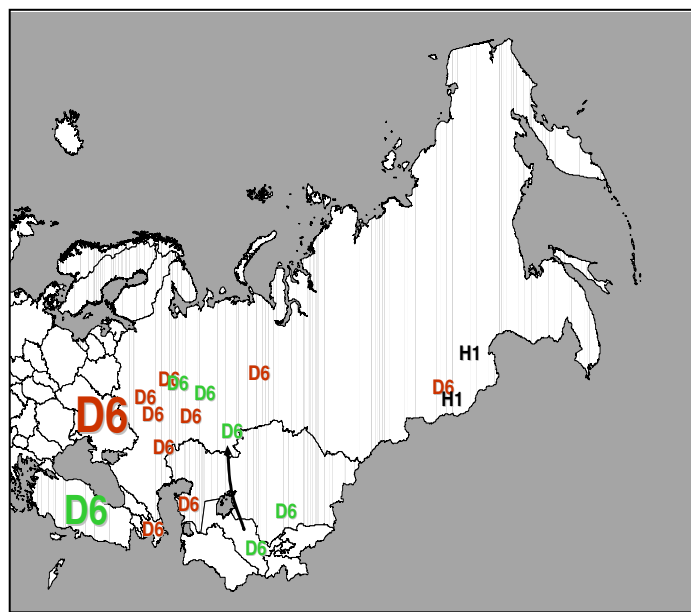
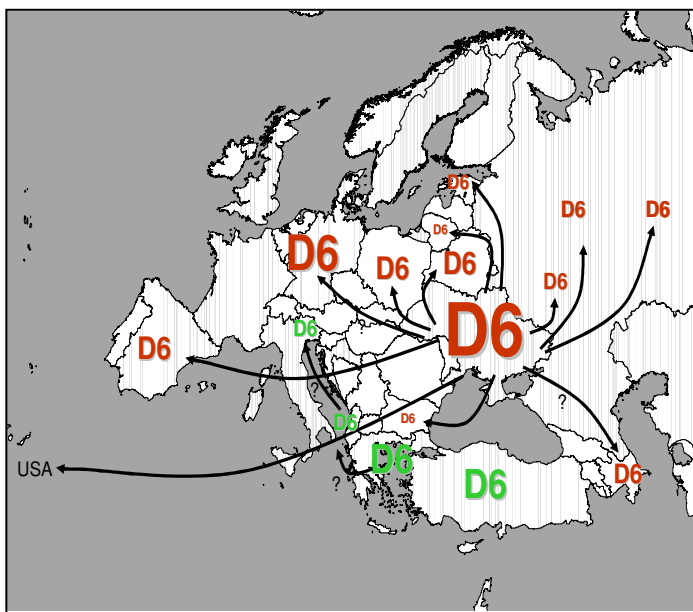
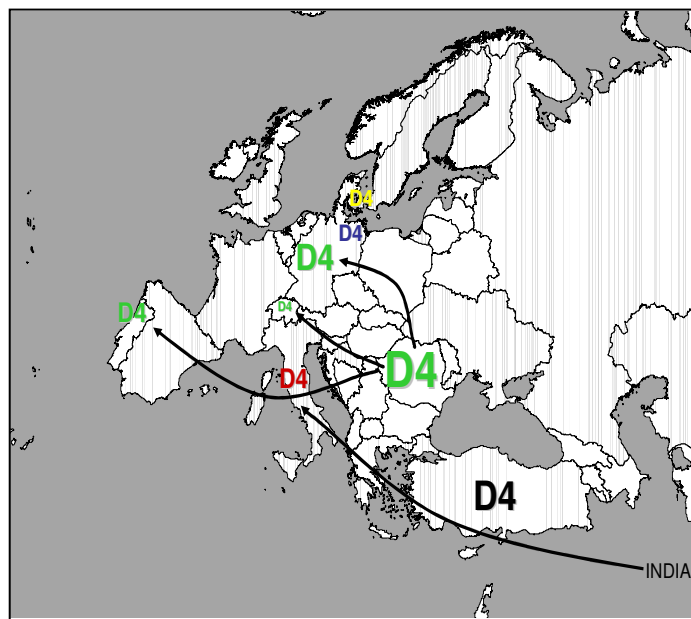
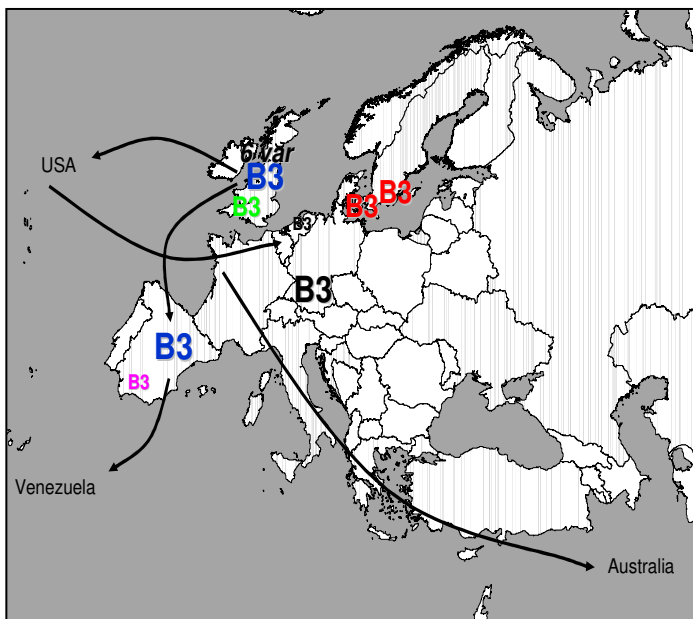
Measles and Rubella Bulletin – 15 August 2006

Vaccine-preventable Diseases and Immunization unit
Division of Health Programmes
CISID: <http://data.euro.who.int/cisid>

Measles Virus Genotype distribution in WHO European Region in 2006

B3, D4, D6 and H1 measles virus genotypes have been found in WHO European Region in 2006.

- Colors represent genotype variants.
- Font size symbolizes outbreak size.
- Arrows indicate confirmed epidemiological links.
- Question marks indicate putative links.



Representing D6 in eastern EURO including territory of Russian Federation

Data is generously provided by the WHO Regional Reference Laboratories in Moscow, Berlin, Luxembourg and Global Specialized Laboratories in London and Atlanta.
The laboratories of the WHO Measles/Rubella Laboratory Network are acknowledged for providing specimens.

Table 1: Classification of reported measles and rubella cases from January to July 2006

Country	Measles cases in 2006				Last measles case (month/year)	Rubella cases in 2006				Last rubella case (month/year)
	Lab	E-Link	Clinic	Total		Lab	E-Link	Clinic	Total	
Albania	14	6		20	Jul-06					
Andorra			2	2	Apr-06	16	1	3	20	May-06
Armenia	15		112	127	Jun-06					
Austria	11		11	22	Jun-06					
Azerbaijan			231	231	Jun-06					
Belarus	76		1	77	Jun-06					
Belgium	4		5	9	Jun-06					
Bosnia and Herzegovina			8	8	Mar-06					
Bulgaria				0	May-05	1			1	Jun-06
Croatia				0	Jan-04					
Cyprus				0	Jun-05					
Czech Republic			6	6	May-06					
Denmark	24	1		25	Jun-06					
Estonia	27			27	May-06					
Finland				0	May-05					
France	11		16	27	Jun-06					
Georgia	8		288	296	Jun-06					
Germany	739		1352	2091	Jun-06					
Greece	149		204	353	May-06					
Hungary	1		1	2	Mar-06					
Iceland				0						
Ireland	13		36	49	Jun-06					
Israel		No report received in 2006			Feb-05					
Italy		No report received in 2006			Dec-05					
Kazakhstan	71		20	91	Jun-06					
Kyrgyzstan	11			11	Apr-06					
Latvia	4		1	5	May-06			6	6	Apr-06
Lithuania				0	Mar-04					
Luxembourg		No report received in 2006			Jun-03					
Malta				0	May-05					
Monaco		No report received in 2006								
Netherlands				0	Nov-05					
Norway				0	Apr-04					
Poland	56		23	79	Jun-06					
Portugal				0	Jul-05					
Republic of Moldova	4		13	17	Apr-06					
Romania	858	38	35	931	Mar-06					
Russian Federation	812		41	853	Jun-06					
San Marino		No report received in 2006								
Serbia				0	Oct-05					
Slovakia				0	Mar-04					
Slovenia				0						
Spain	204	10	4	218	Jun-06					
Sweden	11		1	12	Mar-06					
Switzerland	27		14	41	Jul-06					
Tajikistan	3			3	May-06					
TfYRMacedonia			1	1	Mar-06					
Turkey		No report received in 2006			Dec-05					
Turkmenistan		No report received in 2006			Jul-04					
Ukraine	509		40819	41328	Jul-06					
United Kingdom	523		1	524	May-06					
Uzbekistan	203		528	731	Apr-06					
TOTAL	4388	55	43774	48217		17	1	9	27	

Data source: country reports sent to WHO on a monthly basis

Table 2: Infection source of measles cases from January to July 2006

Country	Measles				Country	Measles			
	Imported	Import related	Unknown	Indigenous		Imported	Import related	Unknown	Indigenous
Albania		1	19		Ireland			49	
Andorra	1			1	Kazakhstan			91	
Armenia			127		Kyrgyzstan	1		10	
Austria			22		Latvia	2			3
Azerbaijan			231		Poland			79	
Belarus			77		Republic of Moldova			17	
Belgium			6	3	Romania				931
Bosnia and Herzegovina			8		Russian Federation			853	
Czech Republic			6		Spain	15		203	
Denmark	3			22	Sweden	6		6	
Estonia	2			25	Switzerland			41	
France			27		Tajikistan			3	
Georgia			296		TfYRMacedonia			1	
Germany			2091		Ukraine				41328
Greece			353		United Kingdom			524	
Hungary	1		1		Uzbekistan			731	

Data source: monthly reports sent to WHO on a monthly basis

Website: <http://www.euro.who.int/vaccine>
 CISID: <http://data.euro.who.int/cisid>
 Contact: measles@euro.who.int