


AFP surveillance index, 2007



AFP surveillance Index

Non-polio AFP rate up to 1.0
X (% of AFP cases with at least 1 adequate stool specimen within 14 days)

The WHO Regional Office for Europe uses AFP surveillance index to evaluate the quality of the AFP surveillance.

Figure 1, In 2007, 17 of the 44 Member States conducting AFP surveillance achieved the highest index measure of AFP surveillance (AFP surveillance Index ≥ 0.80). These 17 countries contain 57% of the total population under 15 years in all 44 countries. In 2006, more countries (19) met this performance indicator, but they represented a smaller proportion (50%) of the total population under 15.

For all Member States in WHO European Region conducting AFP surveillance, the overall Non Polio AFP rates for 2006 and 2007 (1.12 and 1.16) and the adequate stool collection rates (82% and 82%) met and sustained regional certification targets for AFP surveillance indicators.

In **figure 2**, the distribution of the surveillance index at the sub-national level indicates areas which may be 'silent' or underperforming. Member States may wish to investigate further the status and quality of AFP surveillance in these areas.

Figure 1: Map by country

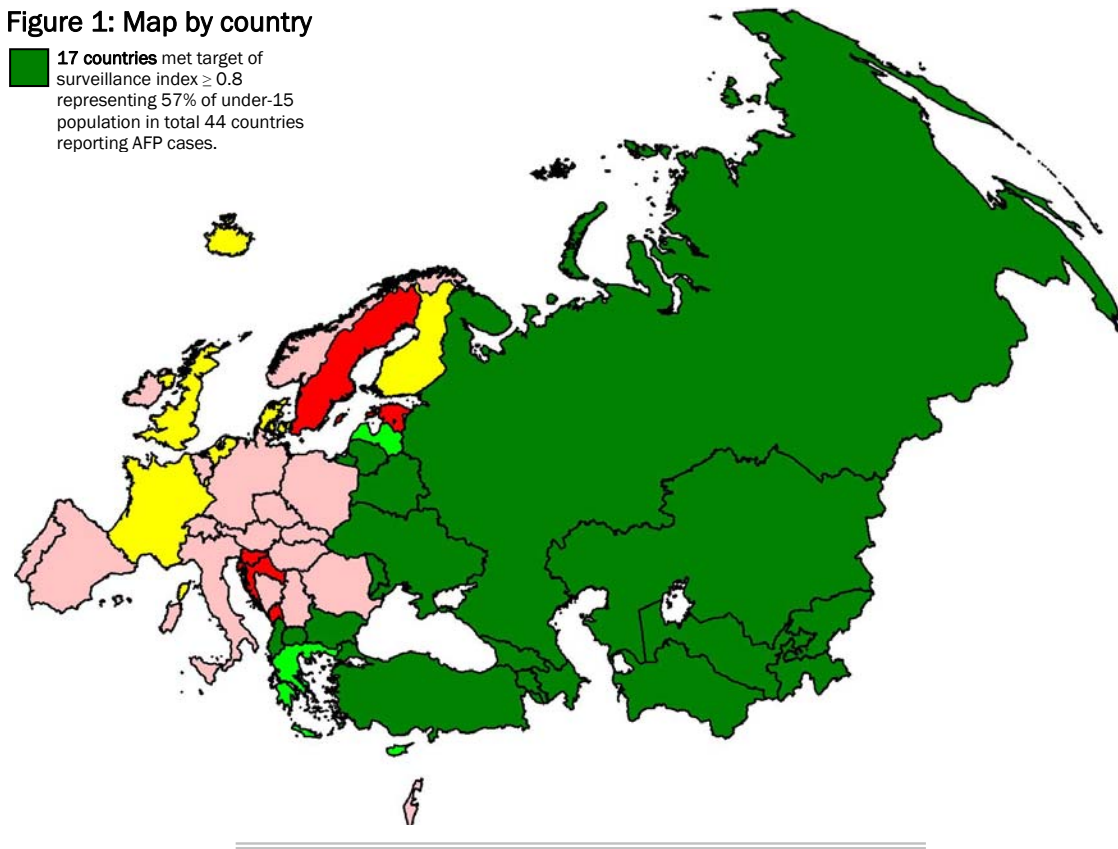


Figure 2: Map by 1st sub-national level

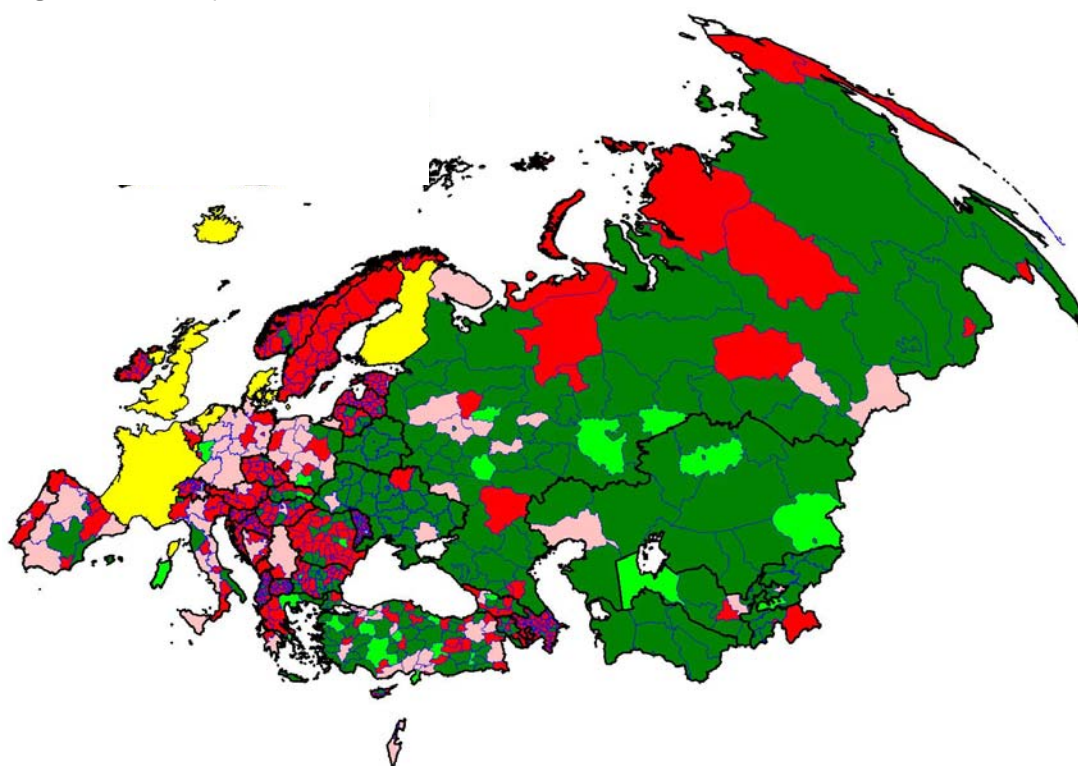


Table 1. Weekly AFP reporting and surveillance process indicators, 2007-2008

Country	% Completeness of weekly AFP reporting in 2008	Week of last report in 2008	Reported AFP cases		% of AFP cases where at least one stool collected within 14 days of onset		% of AFP cases with <= 7 days between onset and notification		% of AFP cases with <= 48 hours between notification and investigation		% of AFP cases where follow up is done 60 to 90 days after onset	
			2007 (Weeks 1-52)	2008 (Weeks 1-8)	2007	2008	2007	2008	2007	2008	2007	2008
Albania	62.0	7	10	2	100.0	100.0	100.0	100.0	100.0	100.0	100.0	...
Andorra	100.0	8	0	0
Armenia	37.0	6	13	2	91.7	100.0	75.0	100.0	66.7	100.0	30.0	...
Austria	100.0	8	4	0	25.0	...	50.0	...	75.0	...	33.3	...
Azerbaijan	87.0	7	24	1	100.0	100.0	45.8	100.0	91.7	0.0	91.3	...
Belarus	75.0	7	51	6	94.1	83.3	84.3	83.3	96.1	100.0	95.9	...
Belgium	100.0	8	9	0	11.1	...	11.1	...	100.0	...	14.3	...
Bosnia and Herzegovina	87.0	7	3	0	100.0	...	100.0	...	66.7	...	0.0	...
Bulgaria	87.0	7	13	1	100.0	100.0	100.0	0.0	92.3	100.0	75.0	...
Croatia	100.0	7	1	0
Cyprus	100.0	8	1	0	100.0	...	100.0	...	100.0	...	100.0	...
Czech Republic	37.0	7	8	0	100.0	...	87.5	...	100.0	...	75.0	...
Denmark	No AFP Surveillance*											
Estonia	100.0	8	0	0
Finland	No AFP Surveillance*											
France	No AFP Surveillance*											
Georgia	100.0	8	13	0	84.6	...	61.5	...	92.3	...	100.0	...
Germany	87.0	7	66	9	44.4	37.5	38.1	62.5	61.9	50.0	63.3	...
Greece	87.0	8	17	2	64.7	100.0	100.0	100.0	100.0	100.0	81.3	...
Hungary	100.0	7	8	1	100.0	100.0	62.5	0.0	100.0	100.0	75.0	...
Iceland	No AFP Surveillance*											
Ireland	100.0	7	2	0	50.0	...	0.0	...	0.0	...	0.0	...
Israel	37.0	7	13	0	46.2	...	53.8	...	76.9	...	0.0	...
Italy	50.0	3	63	9	66.7	88.9	85.7	77.8	63.5	22.2	53.4	...
Kazakhstan	50.0	7	61	5	98.4	100.0	88.5	80.0	88.5	100.0	81.0	...
Kyrgyzstan	37.0	7	37	0	100.0	...	94.6	...	86.5	...	87.1	...
Latvia	87.0	7	4	0	66.7	...	66.7	...	100.0	...	100.0	...
Lithuania	62.0	8	13	2	100.0	100.0	100.0	100.0	84.6	100.0	100.0	...
Luxembourg	No AFP Surveillance*											
Malta	62.0	5	0	0
Moldova	87.0	8	15	0	93.3	...	53.3	...	100.0	...	71.4	...
Monaco	No AFP Surveillance*											
Montenegro	100.0	8	0	0
Netherlands	No AFP Surveillance*											
Norway	62.0	7	6	1	66.7	100.0	33.3	100.0	66.7	100.0	20.0	...
Poland	100.0	8	39	4	69.2	0.0	74.4	25.0	48.7	0.0	72.7	...
Portugal	0.0	...	4	0	50.0	...	0.0	-	50.0	-	0.0	...
Romania	50.0	6	18	2	88.9	100.0	88.9	100.0	100.0	100.0	86.7	...
Russian Federation	62.0	7	405	31	92.8	96.8	84.4	90.3	94.6	96.8	72.7	...
San Marino	No AFP Surveillance*											
Serbia	87.0	8	9	3	77.8	100.0	55.6	100.0	88.9	100.0	55.6	...
Slovakia	87.0	7	4	0	100.0	...	75.0	...	100.0	...	100.0	...
Slovenia	100.0	8	0	0
Spain	87.0	7	37	2	83.8	100.0	45.9	100.0	94.6	100.0	74.3	...
Sweden	50.0	4	0	0	0.0	...	0.0	...	0.0	...	0.0	...
Switzerland	87.0	8	16	0	26.7	...	0.0	...	100.0	...	6.7	...
Tajikistan	0.0	...	40	0	97.5	...	80.0	...	75.0	...	77.5	...
The former Yugoslav Republic of Macedonia	75.0	8	5	0	100.0	...	100.0	...	100.0	...	75.0	...
Turkey	62.0	8	235	22	88.1	90.9	68.9	45.5	99.6	100.0	67.0	...
Turkmenistan	50.0	8	31	0	90.3	...	83.9	...	100.0	...	100.0	...
Ukraine	75.0	8	119	11	97.5	100.0	87.4	100.0	97.5	90.9	97.4	...
United Kingdom	No AFP Surveillance*											
Uzbekistan	50.0	7	103	8	99.0	100.0	93.2	100.0	93.2	75.0	95.0	...
Average/Totals	77.0	...	1520	124	87.0	88.0	77.0	78.0	87.0	88.0	75.0	...

...: Denominator not sufficient to calculate this rate/indicator.

*High quality surveillance (e.g. enterovirus and/or environmental) to detect poliovirus exists in Member States with no AFP surveillance.

TABLE 2: Classification of AFP cases and key AFP surveillance indicators, 2007-2008

Country	2007 (Weeks 1 - 52)					2008 (Weeks 1-8)							
	Polio Compatible	Pendig Classification Total	Surveillance Rates / Index			AFP Cases	Polio Compatible	Pending Classification			Surveillance Rates / Index		
			Non-Polio AFP Rate ¹ Target ≥ 1.00	% With 2 Stool Specimens ² Target ≥ 80.0%	Surveillance Index ³ Target ≥ 0.8			Total	Hot ⁴ Cases	Total >90 Days ⁵	Annualized Non-Polio AFP Rate ¹ Target ≥ 1.00	% With 2 Stool Specimens ² Target ≥ 80.0%	Surveillance Index ³ Target ≥ 0.8
Albania	0	0	1.23	100.0	1.00	2	0	2	0	0	1.62	100.0	1.00
Andorra	0	0	0.00	0.0	0.00	0	0	0	0	0	0.00	0.0	0.00
Armenia	0	1	2.08	66.7	0.92	2	0	2	0	0	2.34	50.0	1.00
Austria	0	1	0.33	25.0	0.08	0	0	0	0	0	0.00	0.0	0.00
Azerbaijan	0	2	1.17	100.0	1.00	1	0	1	0	0	0.33	100.0	0.33
Belarus	0	2	3.67	92.2	0.94	6	0	6	0	0	2.86	83.3	0.83
Belgium	0	7	0.52	0.0	0.06	0	0	0	0	0	0.00	0.0	0.00
Bosnia and Herzegovina	0	3	0.48	100.0	0.48	0	0	0	0	0	0.00	0.0	0.00
Bulgaria	0	13	1.28	100.0	1.00	1	0	1	0	0	0.65	100.0	0.65
Croatia	1	0	0.00	0.0	0.00	0	0	0	0	0	0.00	0.0	0.00
Cyprus	0	0	0.62	100.0	0.62	0	0	0	0	0	0.00	0.0	0.00
Czech Republic	0	0	0.56	87.5	0.56	0	0	0	0	0	0.00	0.0	0.00
Estonia	0	0	0.00	0.0	0.00	0	0	0	0	0	0.00	0.0	0.00
Georgia	0	0	1.66	84.6	0.85	0	0	0	0	0	0.00	0.0	0.00
Germany	0	5	0.55	30.2	0.24	9	0	8	0	0	0.46	25.0	0.17
Greece	0	0	1.08	64.7	0.65	2	0	1	0	0	0.83	100.0	0.83
Hungary	0	0	0.52	37.5	0.52	1	0	1	0	0	0.43	100.0	0.43
Ireland	0	0	0.23	50.0	0.12	0	0	0	0	0	0.00	0.0	0.00
Israel	0	0	0.68	7.7	0.31	0	0	0	0	0	0.00	0.0	0.00
Italy	0	22	0.78	54.0	0.52	9	0	9	0	0	0.73	77.8	0.65
Kazakhstan	0	15	1.86	96.7	0.98	5	0	5	0	0	1.01	100.0	1.00
Kyrgyzstan	0	7	2.27	94.6	1.00	0	0	0	0	0	0.00	0.0	0.00
Latvia	0	1	0.95	66.7	0.63	0	0	0	0	0	0.00	0.0	0.00
Lithuania	0	0	2.46	61.5	1.00	2	0	2	0	0	2.56	100.0	1.00
Malta	0	0	0.00	0.0	0.00	0	0	0	0	0	0.00	0.0	0.00
Moldova	0	1	2.11	93.3	0.93	0	0	0	0	0	0.00	0.0	0.00
Montenegro	0	0	0.00	0.0	0.00	0	0	0	0	0	0.00	0.0	0.00
Norway	0	3	0.67	16.7	0.45	1	0	1	0	0	0.73	0.0	0.73
Poland	0	6	0.65	53.8	0.45	4	0	4	0	0	0.44	0.0	0.00
Portugal	0	4	0.24	25.0	0.12	0	0	0	0	0	0.00	0.0	0.00
Romania	0	11	0.56	88.9	0.50	2	0	13	1	0	0.41	50.0	0.41
Russian Federation	0	66	1.90	91.3	0.93	31	0	31	6	0	0.95	93.5	0.92
Serbia	0	4	0.52	77.8	0.40	3	0	3	0	0	1.13	100.0	1.00
Slovakia	0	0	0.47	75.0	0.47	0	0	0	0	0	0.00	0.0	0.00
Slovenia	0	0	0.00	0.0	0.00	0	0	0	0	0	0.00	0.0	0.00
Spain	0	2	0.58	56.8	0.49	2	0	1	0	0	0.20	50.0	0.20
Sweden	0	0	0.00	0.0	0.00	0	0	0	0	0	0.00	0.0	0.00
Switzerland	0	0	1.30	6.7	0.27	0	0	0	0	0	0.00	0.0	0.00
Tajikistan	0	9	1.60	97.5	0.98	0	0	0	0	0	0.00	0.0	0.00
The former Yugoslav Republic of Macedonia	0	1	1.32	80.0	1.00	0	0	0	0	0	0.00	0.0	0.00
Turkey	0	28	1.09	85.1	0.88	22	0	22	2	0	0.66	90.9	0.60
Turkmenistan	0	1	2.07	90.3	0.90	0	0	0	0	0	0.00	0.0	0.00
Ukraine	0	8	1.86	95.0	0.97	11	0	11	0	0	1.15	100.0	1.00
Uzbekistan	0	12	1.19	99.0	0.99	8	0	8	0	0	0.61	100.0	0.61
Average/Total	1	235	1.12	82.0	0.86	124	0	132	9	0	0.47	83.0	0.42

¹Non polio AFP cases per 100 000 children under the age of 15 years (annualized for year 2008)

²Two stool specimens collected at least 24 hrs. apart within 14 days of onset of paralysis and adequately shipped to the laboratory.

³Surveillance Index = non-polio AFP rate up to 1.0 x (% AFP cases with atleast 1 adequate specimens within 14 days of onset).

⁴ Hot Cases = AFP case reported with a priority code (e.g. less than three doses of polio vaccine/Clinically polio/Recent travel to endemic country/high risk group)

⁵Total number of AFP cases pending final classification 90 days after date of onset.