

Measles and Rubella Bulletin 13 October 2006

Vaccine-preventable Diseases and Immunization Programme
Division of Health Programmes

Measles Incidence in WHO Euro Region

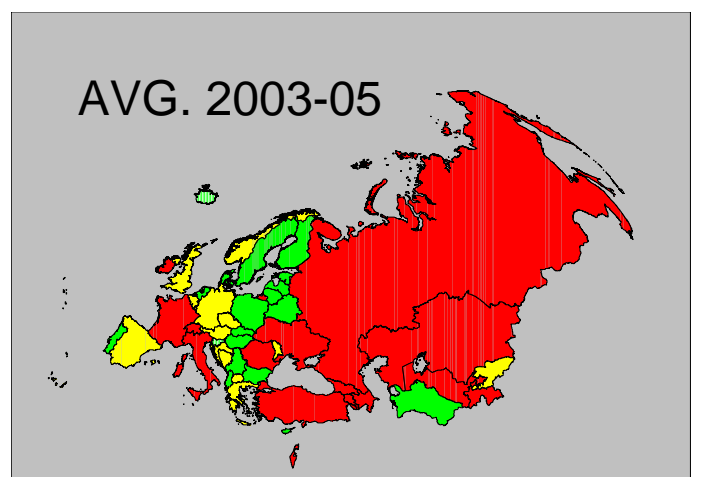
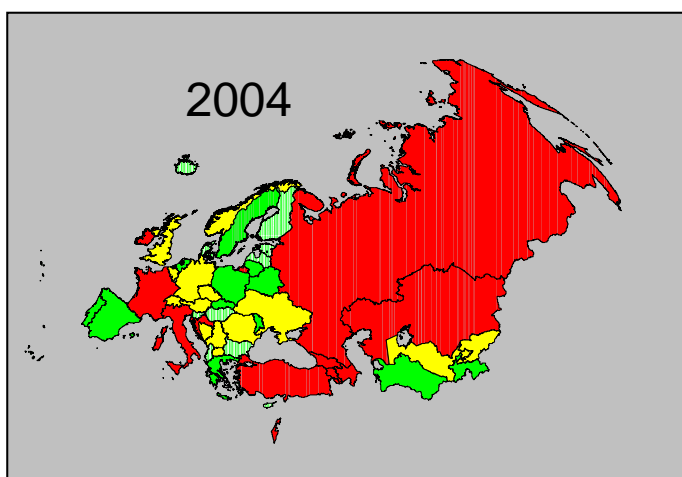

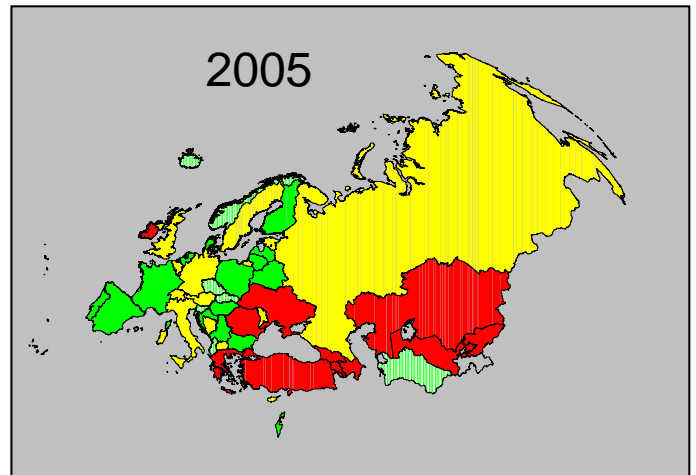
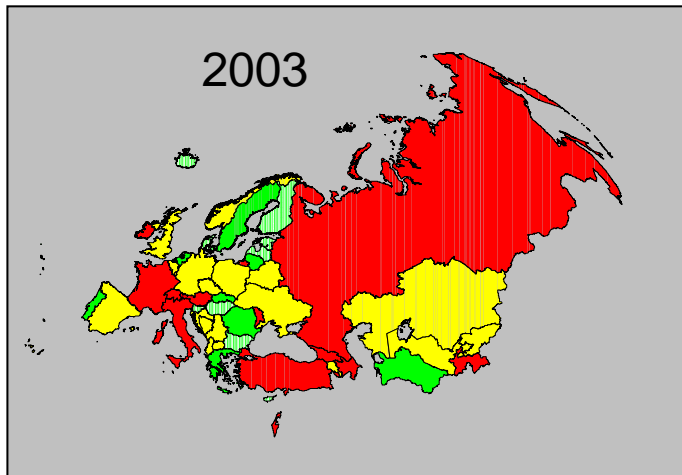


Table 1: Classification of reported measles and rubella cases, January - September 2006

Country	Measles cases in 2006				Last measles case (month/year)	Rubella cases in 2006				Last rubella case (month/year)
	Lab	E-Link	Clinic	Total		Lab	E-Link	Clinic	Total	
Albania	17	0		17	Aug-06					
Andorra			2	2	Apr-06	16	1	3	20	Jun-06
Armenia	15		112	127	Jun-06					
Austria*	13		11	22	Jul-06					
Azerbaijan			260	260	Jul-06					
Belarus	138		9	147	Aug-06					
Belgium*	6		6	12	Jun-06					
Bosnia and Herzegovina			8	8	Mar-06					
Bulgaria	1			1	Jul-06	1			1	Jun-06
Croatia*				0	Jan-04	1			1	Jul-06
Cyprus				0	Jun-05					
Czech Republic										
Denmark*	26	1		27	Aug-06					
Estonia	27			27	May-06					
Finland*				0	May-05					
France*	12		25	37	Aug-06					
Georgia	8		298	306	Jul-06					
Germany*	800		1419	2219	Aug-06					
Greece*	214		288	502	Aug-06					
Hungary	1		1	2	Apr-06					
Iceland*				0						
Ireland*	14		46	60	Aug-06					
Israel	7		1	8	May-06					
Italy*			47	47	May-06					
Kazakhstan	79		21	100	Aug-06					
Kyrgyzstan	11			11	Apr-06					
Latvia	5		2	7	Aug-06			6	6	Apr-06
Lithuania			1	1	Aug-06					
Luxembourg*			7	7	Apr-06					
Malta*				0	May-05					
Monaco	No report received in 2006									
Netherlands*				0	Nov-05					
Norway*				0	Apr-04					
Poland	84		30	114	Aug-06					
Portugal*				0	Jul-05					
Republic of Moldova	4		13	17	Apr-06					
Romania	978	40	60	1078	Aug-06					
Russian Federation	963		42	1005	Aug-06					
San Marino	No report received in 2006									
Serbia				0	Oct-05					
Slovakia				0	Mar-04			1	1	Feb-06
Slovenia				0						
Spain*	217	10	5	232	Jul-06					
Sweden*	14			14	Apr-06					
Switzerland*	27		14	41	Jul-06					
Tajikistan	3			3	May-06					
TfYRMacedonia			1	1	Mar-06					
Turkey			694	694	Jun-06					
Turkmenistan	No report received in 2006				Jul-04					
Ukraine	748		42837	43585	Aug-06					
United Kingdom*	728		1	729	Jul-06					
Uzbekistan	212		568	780	Aug-06					
TOTAL	5372	51	46829	52250		18	1	10	29	

Data source: country reports sent to WHO on a monthly basis *Data reported to WHO by EUVAC.net

Table 2: Infection source of measles cases, August-September 2006

Country	Measles				Country	Measles			
	Imported	Import related	Unknown	Indigenous		Imported	Import related	Unknown	Indigenous
Albania		1	13	3	Italy				47
Andorra	1		1	1	Kazakhstan				100
Armenia				127	Kyrgyzstan	1		2	8
Austria				24	Lithuania				1
Azerbaijan				260	Latvia	3			3
Belarus				147	Luxembourg				7
Belgium			9	3	Poland				114
Bosnia and Herzegovina				8	Republic of Moldova				17
Bulgaria	1				Romania				1087
Czech Republic					Russian Federation				1005
Denmark	5			22	Spain	16		8	209
Estonia	2			25	Sweden	8		6	
France				37	Switzerland				41
Georgia				306	Tajikistan				3
Germany				2219	TfYRMacedonia				1
Greece				502	Turkey				694
Hungary	1		1		Ukraine				43585
Ireland				60	United Kingdom				729
Israel				8	Uzbekistan				780

Data source: monthly reports sent to WHO on a monthly basis

Cases not specifically reported as imported, import related or unknown are showing on the table as indigenous.

Website: {HYPERLINK "http://www.euro.who.int/vaccine"}

CISID: {HYPERLINK "http://data.euro.who.int/cisid"}

Contact: {HYPERLINK "mailto:Vaccines@euro.who.int" }

Filename: Surveillance of measles and rubella draft 09 06.Final 2.doc
Directory: C:\Documents and Settings\mlc.CPHEURO\Desktop\New Folder
Template: C:\Documents and Settings\mlc.CPHEURO\Application
Data\Microsoft\Templates\Normal.dot
Title:
Subject:
Author: NSP
Keywords:
Comments:
Creation Date: 10/10/2006 5:24:00 PM
Change Number: 6
Last Saved On: 10/16/2006 4:37:00 PM
Last Saved By: NTISSLAN
Total Editing Time: 90 Minutes
Last Printed On: 10/17/2006 1:28:00 PM
As of Last Complete Printing
Number of Pages: 2
Number of Words: 152 (approx.)
Number of Characters: 869 (approx.)