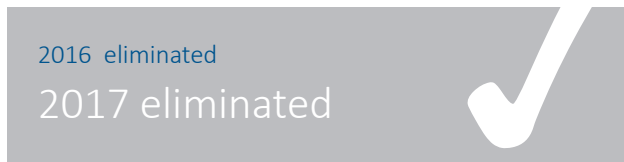


Measles and rubella elimination country profile

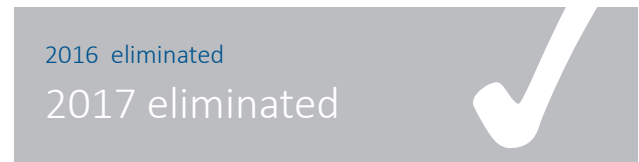
Israel

Measles elimination status



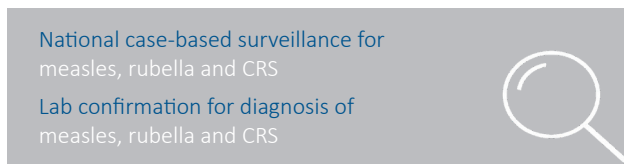
Source: European Regional Verification Commission for Measles and Rubella Elimination (RVC) meeting report: www.euro.who.int/7thrv

Rubella elimination status



Source: European Regional Verification Commission for Measles and Rubella Elimination (RVC) meeting report: www.euro.who.int/7thrv

Measles and rubella surveillance



Source: WHO/UNICEF Joint Reporting Form on Immunization, 2017

Demographic information, 2017

Total population	8 321 570
< 1 year old	166 622
< 5 years old	841 581

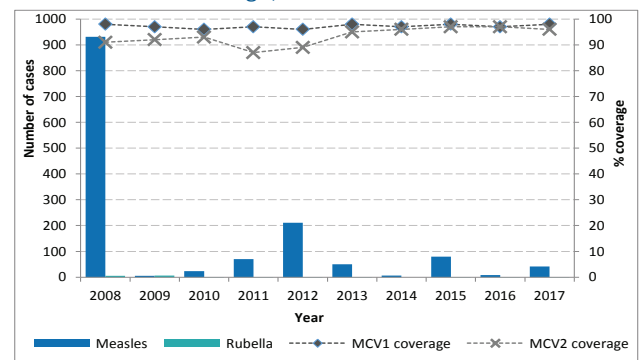
Source: World Population Prospects: The 2017 Revision, New York, United Nations

Measles and rubella immunization schedule, 2017

	Vaccine	Schedule	Year of introduction	
MCV1	MMR	1 year	MCV2	Prior to 1995
MCV2	MMR	6 years	RCV	Prior to 1995
Measles vaccination in school				Yes

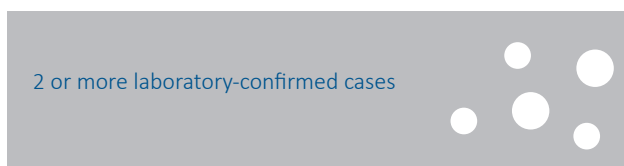
Source: Immunization schedule, WHO, Data and Statistics, Immunization Monitoring and Surveillance (http://www.who.int/immunization/monitoring_surveillance/data/en/)
MMR = measles-mumps-rubella vaccine; MCV1 = first dose measles-containing vaccine; MCV2 = second dose measles-containing vaccine; RCV = rubella-containing vaccine

Measles and rubella cases and immunization coverage, 2008–2017



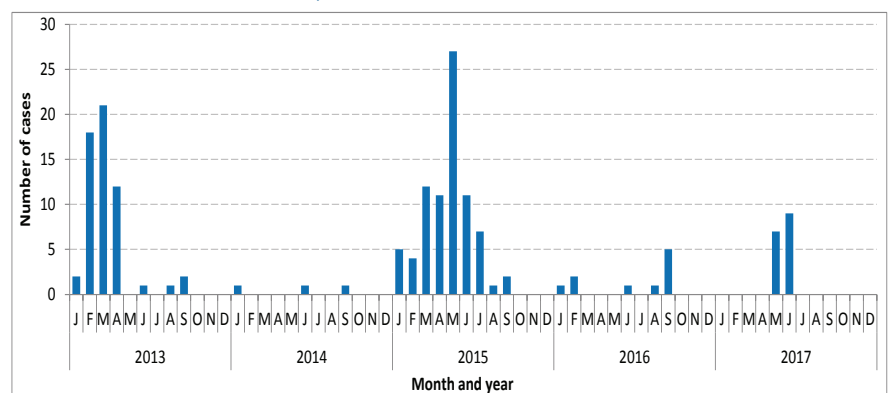
Source: Disease incidence and immunization coverage (WUENIC), WHO, Data and Statistics, Immunization Monitoring and Surveillance (http://www.who.int/immunization/monitoring_surveillance/data/en/)
MCV1 = first dose of measles-containing vaccine
MCV2 = second dose of measles-containing vaccine

Definition used for an outbreak



Source: Measles and rubella elimination Annual Status Update report, 2017

Confirmed measles cases by month of onset, 2013-2017



Source: CISID 2017



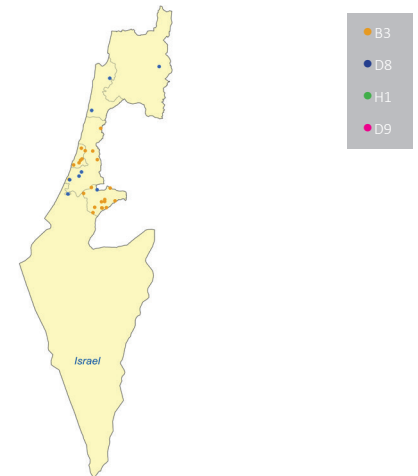
Measles and rubella elimination country profile Israel

Measles cases by first subnational level, 2017



Source: Measles and rubella elimination Annual Status Update report, 2017

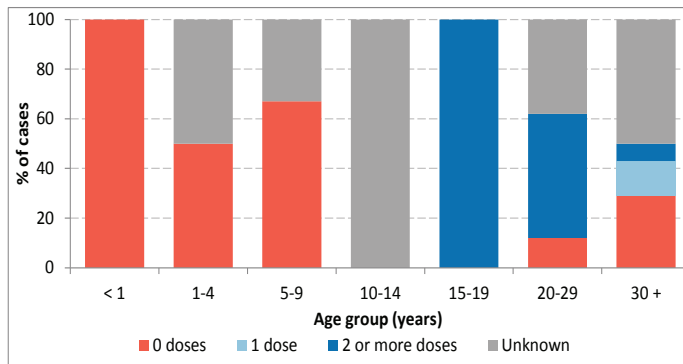
Measles genotypes by first subnational level, 2017



Source: MeaNS 2017

Note: The dots in the maps are placed randomly within the administrative regions.
Map disclaimer: The boundaries and names shown and the designations used on the maps do not imply the expression of any opinion whatsoever on the part of the World Health Organization concerning the legal status of any country, territory, city or area or of its authorities, or concerning the delimitation of its frontiers or boundaries. Dotted and dashed lines on maps represent approximate border lines for which there may not yet be full agreement.

Measles cases by age group and vaccination status, 2017



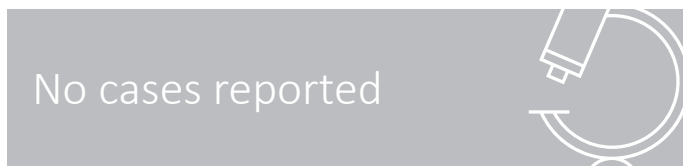
Source: Measles and rubella elimination Annual Status Update report, 2017
Note: Excludes imported cases

Sources of infection, 2017

	Measles	Rubella
Imported	8	1
Import-related	14	0
Unknown/ Not reported	20	0
Endemic	0	0

Source: Measles and rubella elimination Annual Status Update report, 2017

Information on CRS, 2017



Source: Measles and rubella elimination Annual Status Update report, 2017
CRS = congenital rubella syndrome

Measles and rubella elimination country profile

Israel

Measles incidence, epidemiologic and virologic characteristics, 2013-2017

	Suspected measles cases	Confirmed measles cases				Discarded as non-measles	Measles incidence	Genotypes detected
		Laboratory	Epi-linked	Clinically	Total			
2013	ND	ND	ND	ND	ND	ND	6	B3,D4,D6,D8
2014	166	5	0	0	5	161	0.6	B3,G3
2015	324	74	4	2	80	216	9.1	B3,D8,D9
2016	91	7	1	0	8	83	0.6	D8
2017	180	40	1	1	42	138	4.9	B3,D8

Source: Measles and rubella elimination Annual Status Update report, 2013-2017
Incidence calculated per 1 million population
ND = Data not available; NA= Not applicable

Measles surveillance and laboratory performance indicators, 2013-2017

	Discarded non-measles rate	% 1st sub-national unit with ≥ 2 discarded cases	% cases with adequate laboratory investigation	% origin of infection known	# specimen tested for measles	% positive for measles	Rate of viral detection	% WHO and proficient labs
2013	ND	ND	ND	ND	ND	ND	ND	ND
2014	2	ND	100%	100%	166	3%	100%	ND
2015	3	ND	98.1%	88.8%	296	24.3%	100%	ND
2016	1	ND	98.9%	87.5%	90	7.8%	100%	ND
2017	ND	ND	95%	52%	180	22.2%	65%	100%

Source: ASU 2013-2017
ND = Data not available; NA= Not applicable
A proficient laboratory is WHO accredited and/or has an established quality assurance programme with oversight by a WHO accredited laboratory

Rubella incidence, epidemiologic and virologic characteristics, 2013-2017

	Suspected rubella cases	Confirmed rubella cases				Discarded as non-rubella	Rubella incidence	Genotypes detected
		Laboratory	Epi-linked	Clinically	Total			
2013	ND	ND	ND	ND	ND	ND	0.1	ND
2014	89	0	0	0	0	89	0	NA
2015	48	1	0	0	1	47	0.1	ND
2016	69	1	0	0	1	68	0	2B
2017	60	1	0	0	1	59	0	2B

Source: Measles and rubella elimination Annual Status Update report, 2013-2017
Incidence calculated per 1 million population
ND = Data not available; NA= Not applicable

Rubella surveillance and laboratory performance indicators, 2013-2017

	Discarded non-rubella rate	% 1st sub-national unit with ≥ 2 discarded cases	% cases with adequate laboratory investigation	% origin of infection known	# specimen tested for rubella	% positive for rubella	Rate of viral detection	% WHO and proficient labs
2013	ND	ND	ND	ND	ND	ND	ND	ND
2014	1.1	ND	100%	ND	89	0%	ND	ND
2015	0.6	ND	100%	ND	48	2.0%	0	ND
2016	0.8	ND	100%	100%	69	1.5%	0	100%
2017	ND	ND	100%	100%	60	1.7%	100%	100%

Source: ASU 2013-2017
ND = Data not available; NA= Not applicable
A proficient laboratory is WHO accredited and/or has an established quality assurance programme with oversight by a WHO accredited laboratory

RVC comments, based on 2017 reporting

The Regional Verification Commission for Measles and Rubella Elimination (RVC) concluded that endemic transmission of both measles and rubella remained interrupted in Israel in 2017 and confirmed that measles and rubella elimination has been sustained. Surveillance performance and sensitivity need to be strengthened and better documented.

Source: European Regional Verification Commission for Measles and Rubella Elimination (RVC) meeting report: www.euro.who.int/7thrv

Surveillance performance indicators and targets

- Rate of discarded cases: at least 2 discarded measles or rubella cases per 100 000 population
- % cases with adequate laboratory investigation: ≥ 80%
- % origin of infection known: ≥ 80%
- Rate of viral detection: ≥ 80%