

Routine immunization profile Austria

Progress towards achieving European Vaccine Action Plan goals, 2017

Goal	Indicator	Status	Goal	Indicator	Status
1	Sustain polio-free status ^a (Current risk)	Yes (Intermediate)	4	Meets vaccination coverage targets DTP3 national immunization coverage $\geq 95\%$ ^d $\geq 90\%$ DTP3 coverage achieved in $\geq 90\%$ of districts ^e	No No ND
2	Measles elimination status ^b	Interrupted	5	Make evidence-based decisions about introduction of new vaccines* ^e NITAG made a recommendation about PCV NITAG made a recommendation about RV NITAG made a recommendation about HPV	Yes
	Rubella elimination status ^b	Eliminated			Yes Yes Yes
3	Control hepatitis B infection ^c	Validation pending	6	Achieve financial sustainability of the national immunization programme** ^c	Yes

*New vaccines introduced or not introduced based on NITAG evidence-based recommendations

**Country self-sufficient for procuring routine vaccines

Demographic, income and health expenditure summary, 2017

Total Population ^f	8 735 453
Live births	84 667
Surviving infants	84 469
<5 years	416 381
<15 years	1 230 966
Neonatal mortality rate (per 1000 live births) ^f	2.2
Infant mortality rate (per 1000 live births) ^f	2.9
Number of districts ^e	9
GNI (per capita, in USD) ^g	45 360
Health spending as % of total government expenditure ^g	15

Immunization schedule, 2017^e

6W	Rotavirus
2M	DTaPHibHepBIPV, PCV
10W	Rotavirus
14W	Rotavirus
4M	DTaPHibHepBIPV, PCV
10M	MMR*
11M	DTaPHibHepBIPV, PCV
6Y	TdaPIPV
9Y	HPV**
12Y	HepB_Pediatric, MenACWY-135 conj

*Second dose +1M

**Second dose +6M

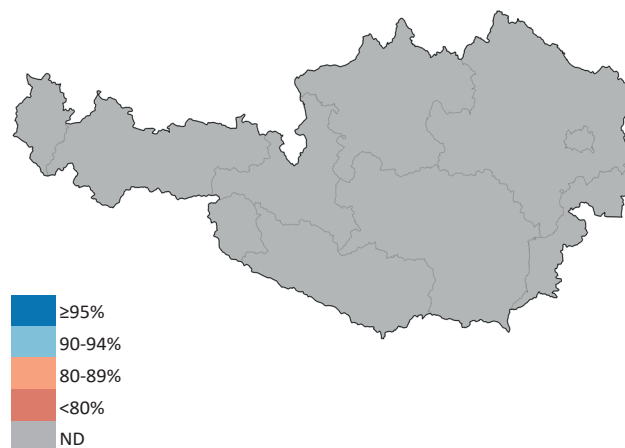


Vaccine coverage estimates, 2013-2017^d

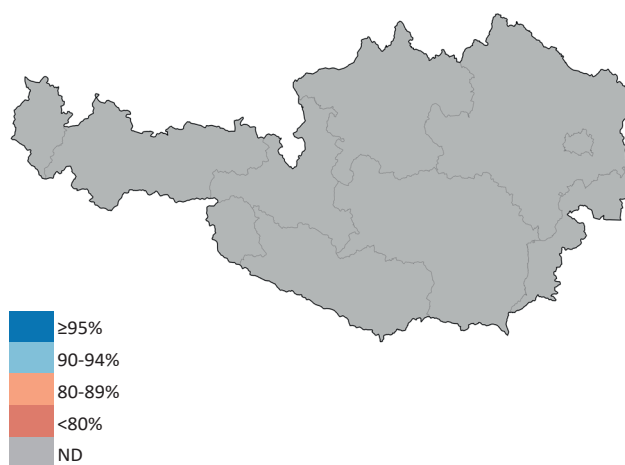
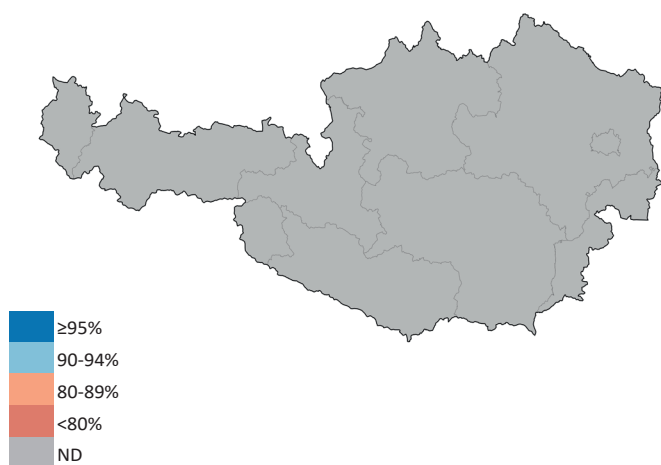
	2013	2014	2015	2016	2017
BCG	NR	NR	NR	NR	NR
HepB-BD	NR	NR	NR	NR	NR
DTP1	98	99	97	95	94
DTP3	95	98	93	87	90
HepB3	95	98	93	87	90
Hib3	95	98	93	87	90
Pol3	95	98	93	87	90
PCV3	ND	ND	ND	ND	ND
Rotac	61	61	61	61	61
RCV1	92	96	96	95	96
MCV1	92	96	96	95	96
MCV2	82	87	88	89	84

100 50 0 ND NR

DTP3 reported coverage by subnational area[†], 2017^e



MCV1 reported coverage by subnational area[†], 2017^e MCV2 reported coverage by subnational area[†], 2017^e



Number of reported cases of vaccine-preventable diseases, 2013-2017^e

	2013*	2014	2015	2016	2017
Measles		117	309	27	95
Mumps		ND	ND	ND	ND
Rubella		11	1	3	39
Congenital rubella syndrome		0	0	0	0
Diphtheria		2	0	2	0
Tetanus		ND	ND	ND	ND
Pertussis		370	579	1270	1411
Hepatitis A		53	60	93	242
Varicella		ND	ND	ND	ND

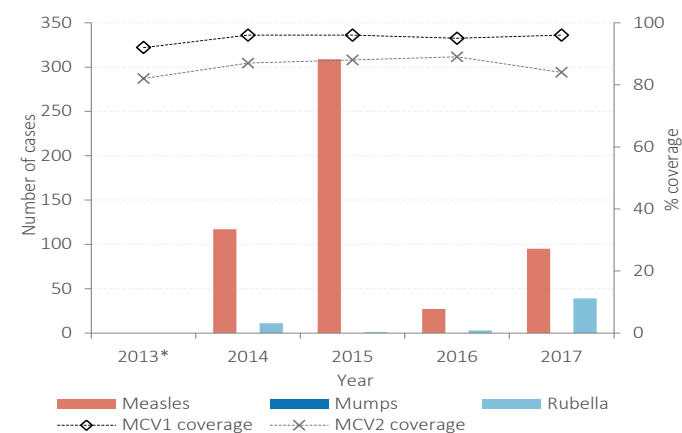
* No JRF submitted

Surveillance with laboratory confirmation of cases, 2017^e

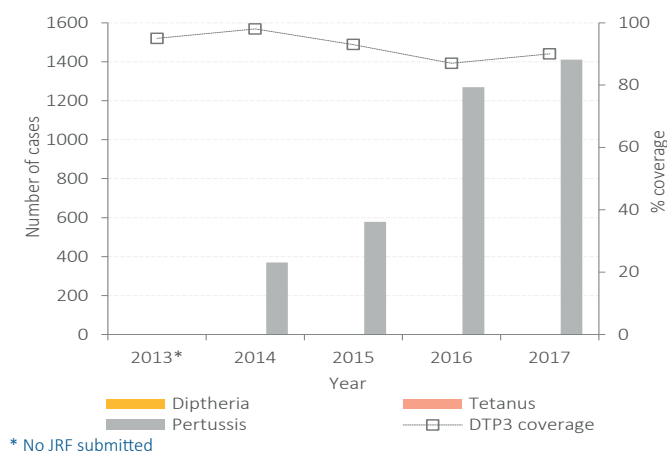
Measles	Yes
Rubella	Yes
Congenital rubella syndrome	No
Rotavirus	No
Invasive meningococcal disease	Yes
Invasive pneumococcal disease	Yes
Invasive <i>Haemophilus influenzae</i> disease	Yes

Note: Case-based surveillance (with laboratory confirmation of cases) assessed for measles, rubella, and congenital rubella syndrome. Hospital-based sentinel surveillance and/or population-based surveillance (both with laboratory confirmation of cases) assessed for rotavirus, invasive meningococcal disease, invasive pneumococcal disease, and invasive *Haemophilus influenzae* disease.

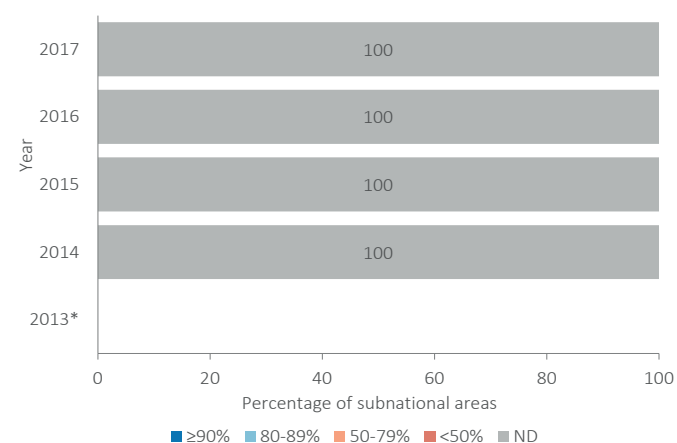
Number of reported measles, mumps and rubella cases^e and MCV coverage estimates^d, 2013-2017



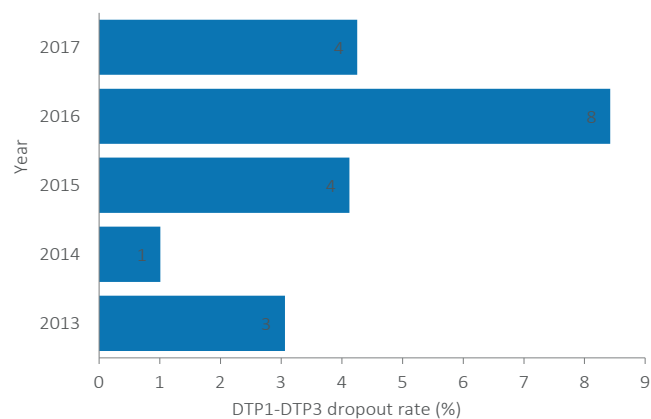
Number of reported diphtheria, tetanus and pertussis cases^e and DTP3 coverage estimates^d, 2013-2017



Percentage of districts by DTP3 reported coverage^e, 2013-2017



DTP1-DTP3 dropout rate, 2013-2017^d



Immunization system characteristics, 2017

Sustained access to WHO accredited polio, measles, and rubella laboratories ^h	Yes
NITAG in place that meets six WHO criteria ^e	Yes
National system in place to monitor AEFIs ^e	Yes
Communication plan in place to respond to vaccine safety-related events ^e	No
Vaccine hesitancy assessment performed within last 5 years ^e	Yes
Mandatory proof of immunization at school entry ^e	No

Note: The six WHO NITAG criteria are 1. legislative or administrative basis for the advisory group; 2. formal written terms of reference; 3. at least five different areas of expertise represented among core members; 4. at least one meeting per year; 5. circulation of the agenda and background documents at least one week prior to meetings; 6. mandatory disclosure of any conflict of interest

Vaccine stockouts by administrative level^a, 2013-2017

	2013**	2014	2015	2016	2017
BCG		ND	ND	ND	ND
DTP		Both	Both	National	National
HepB		ND	ND	ND	ND
Hib		ND	ND	ND	ND
Pneumo		ND	ND	ND	ND
Rota		ND	ND	ND	ND
OPV		NR	NR	NR	NR
IPV		ND	ND	ND	ND
Measles		ND	ND	ND	ND
HPV	*	*	*	ND	ND
TT		ND	ND	ND	ND

■	No stockout
■	Subnational level stockout only
■	National level stockout only
■	Stockout at both levels
■	NR
■	ND

*Data on HPV stockouts have only been collected in JRF since 2016

** No JRF submitted

Abbreviations

AEFI	Adverse event following immunization	MCV1	measles-mumps-rubella vaccine, first dose
BCG	Bacille Calmette-Guerin vaccine for tuberculosis	MCV2	measles-mumps-rubella vaccine, second dose
CRS	congenital Rubella Syndrome	MMR	measles-mumps-rubella vaccine
DT	diphtheria-tetanus-containing vaccine	ND	Data not available
DTP	diphtheria-tetanus-pertussis-containing vaccine	NITAG	National Immunization Technical Advisory Group
DTP1	diphtheria-tetanus-pertussis-containing vaccine, first dose	NR	Not relevant as vaccine not included in immunization schedule
DTP3	diphtheria-tetanus-pertussis-containing vaccine, third dose	OPV	oral polio vaccine
GNI	Gross national income	PCV	pneumococcal conjugate vaccine
HepB	hepatitis B	PCV3	pneumococcal conjugate vaccine , third dose
HepB3	hepatitis B vaccine, third dose	Pol3	polio-containing vaccine, third dose
HepB-BD	hepatitis B vaccine, birth dose	RCV1	rubella-containing vaccine, first dose
Hib	Haemophilus influenzae type b	Rotac	rotavirus vaccine-complete series
Hib3	Haemophilus influenzae type b vaccine, third dose	Td	tetanus-diphtheria-containing vaccine
HPV	human papillomavirus	TT	tetanus toxoid vaccine
IPV	inactivated polio vaccine	W,M,Y	Weeks, Months, Years
MCV	measles-containing vaccine		

Data sources

- a European Regional Commission for Certification of Poliomyelitis eradication (RCC) meeting report: www.euro.who.int/32ndRCC
- b European Regional Verification Commission for Measles and Rubella Elimination (RVC) meeting report: www.euro.who.int/7thRVC
- c European Vaccine Action Plan 2015-2020 Midterm report
- d WHO/UNICEF Estimates of National Immunization Coverage (WUENIC): (http://www.who.int/immunization/monitoring_surveillance/data/en/)
- e WHO/UNICEF Joint Reporting Form on immunization (JRF)
- f World Population Prospects: The 2017 Revision, New York, United Nations
- g World Bank, World Development Indicators
- h Polio Laboratory Network: www.euro.who.int/poliolabnetwork & Personal communication based on annual accreditation process of the European Measles and Rubella Laboratory Network

Map disclaimer

† The boundaries and names shown and the designations used on the maps do not imply the expression of any opinion whatsoever on the part of the World Health Organization concerning the legal status of any country, territory, city or area or of its authorities, or concerning the delimitation of its frontiers or boundaries. Dotted and dashed lines on maps represent approximate border lines for which there may not yet be full agreement.