

A monthly summary of the epidemiological data on selected Vaccine-preventable diseases in the European Region

Table 1: Reported measles cases for the period September 2016 — August 2017 (data as of 02 October 2017)

| Country | Total Population in 2017 ¹ | Incidence Rate Sep 16 - Aug 17 (per 1 million population) ² | Total measles cases | Month and year of rash onset | | | | | | | | | | | | Month & year of last report |
|---|---------------------------------------|--|---------------------|------------------------------|------------|------------|------------|-------------|-------------|-------------|-------------|-------------|-------------|-------------|------------|-----------------------------|
| | | | | Sep-16 | Oct-16 | Nov-16 | Dec-16 | Jan-17 | Feb-17 | Mar-17 | Apr-17 | May-17 | Jun-17 | Jul-17 | Aug-17 | |
| Albania | 2 911 428 | 0.0 | 0 | 0 | 0 | 0 | 0 | 0 | 0 | 0 | 0 | 0 | 0 | 0 | 0 | Aug-17 |
| Andorra | 68 727 | 0.0 | 0 | 0 | 0 | 0 | 0 | 0 | 0 | 0 | 0 | 0 | 0 | 0 | 0 | Aug-17 |
| Armenia | 3 031 670 | 0.0 | 0 | 0 | 0 | 0 | 0 | 0 | 0 | 0 | 0 | 0 | - | 0 | 0 | Aug-17 |
| Austria | 8 592 400 | 11.1 | 95 | 5 | 3 | 1 | 4 | 33 | 29 | 7 | 2 | 7 | 0 | 2 | 2 | Aug-17 |
| Azerbaijan | 9 973 697 | 0.0 | 0 | 0 | 0 | 0 | 0 | 0 | 0 | 0 | 0 | 0 | 0 | 0 | 0 | Aug-17 |
| Belarus | 9 458 535 | 0.8 | 8 | 1 | 5 | 1 | 0 | 0 | 0 | 1 | 0 | 0 | 0 | 0 | 0 | Aug-17 |
| Belgium | 11 443 830 | 31.9 | 365 | 0 | 0 | 2 | 3 | 27 | 79 | 147 | 35 | 23 | 33 | 15 | 1 | Aug-17 |
| Bosnia and Herzegovina | 3 792 759 | 5.0 | 19 | - | - | - | - | 2 | 7 | 2 | 3 | - | 2 | 3 | - | Jul-17 |
| Bulgaria | 7 045 259 | 23.7 | 167 | 0 | 0 | 0 | 0 | 0 | 0 | 23 | 42 | 57 | 39 | 6 | 0 | Aug-17 |
| Croatia | 4 209 815 | 1.9 | 8 | 1 | 0 | 0 | 0 | 2 | 5 | 0 | 0 | 0 | 0 | 0 | 0 | Aug-17 |
| Cyprus | 1 187 575 | 2.5 | 3 | 0 | 0 | 0 | 0 | 0 | 0 | 0 | 0 | 2 | 1 | 0 | 0 | Aug-17 |
| Czech Republic | 10 555 130 | 12.9 | 136 | 0 | 0 | 1 | 0 | 0 | 3 | 34 | 58 | 36 | 3 | 1 | 0 | Aug-17 |
| Denmark | 5 711 837 | 0.9 | 5 | 0 | 0 | 0 | 1 | 0 | 0 | 1 | 0 | 0 | 0 | 0 | 3 | Aug-17 |
| Estonia | 1 305 755 | 0.8 | 1 | 0 | 0 | 0 | 0 | 0 | 0 | 0 | 0 | 1 | 0 | 0 | 0 | Aug-17 |
| Finland | 5 541 274 | 1.4 | 8 | 0 | 0 | 0 | 3 | 0 | 0 | 0 | 0 | 0 | 1 | 3 | 1 | Aug-17 |
| France | 64 938 716 | 6.5 | 420 | 7 | 2 | 2 | 4 | 34 | 52 | 49 | 61 | 115 | 42 | 37 | 15 | Aug-17 |
| Georgia | 3 972 532 | 3.8 | 15 | 1 | 0 | 2 | 0 | 0 | 0 | 0 | 2 | 0 | 1 | 1 | 8 | Aug-17 |
| Germany | 80 636 124 | 11.9 | 958 | 24 | 16 | 31 | 11 | 89 | 176 | 192 | 188 | 125 | 39 | 46 | 21 | Aug-17 |
| Greece | 10 892 931 | 7.5 | 82 | 0 | 0 | 0 | 0 | 0 | 0 | 0 | 0 | 3 | 2 | 13 | 64 | Aug-17 |
| Hungary | 9 787 905 | 3.4 | 33 | 0 | 0 | 0 | 0 | 1 | 11 | 3 | 0 | 0 | 0 | 8 | 10 | Aug-17 |
| Iceland | 334 303 | 6.0 | 2 | 0 | 0 | 0 | 0 | 0 | 0 | 2 | 0 | 0 | 0 | 0 | 0 | Aug-17 |
| Ireland | 4 749 153 | 1.3 | 6 | 0 | 0 | 0 | 0 | 0 | 1 | 1 | 1 | 0 | 0 | 1 | 2 | Aug-17 |
| Israel | 8 323 248 | 2.4 | 20 | 5 | - | 0 | 0 | 0 | 0 | - | - | 7 | 8 | 0 | - | Jul-17 |
| Italy | 59 797 978 | 80.5 | 4815 | 54 | 79 | 83 | 89 | 287 | 459 | 898 | 801 | 729 | 590 | 527 | 219 | Aug-17 |
| Kazakhstan | 18 064 470 | 0.1 | 2 | 0 | 0 | 0 | 0 | 0 | 0 | 0 | - | 1 | 1 | 0 | 0 | Aug-17 |
| Kyrgyzstan | 6 124 945 | 0.2 | 1 | 0 | 0 | 0 | - | 0 | 1 | 0 | 0 | 0 | 0 | 0 | 0 | Aug-17 |
| Latvia | 1 944 565 | 0.0 | 0 | 0 | 0 | 0 | 0 | 0 | 0 | 0 | 0 | 0 | 0 | 0 | 0 | Aug-17 |
| Lithuania | 2 830 582 | 0.7 | 2 | 0 | 0 | 0 | 0 | 0 | 0 | 1 | 0 | 0 | 1 | 0 | 0 | Aug-17 |
| Luxembourg | 584 103 | 5.1 | 3 | 0 | 0 | 0 | 0 | 0 | 0 | 3 | 0 | 0 | 0 | 0 | 0 | Aug-17 |
| Malta | 420 521 | 0.0 | 0 | 0 | 0 | 0 | 0 | 0 | 0 | 0 | 0 | 0 | 0 | 0 | 0 | Aug-17 |
| Monaco | 38 010 | - | - | - | - | - | - | - | - | - | - | - | - | - | - | No Report |
| Montenegro | 626 250 | 0.0 | 0 | 0 | 0 | 0 | 0 | 0 | 0 | 0 | 0 | 0 | 0 | 0 | 0 | Aug-17 |
| Netherlands | 17 032 845 | 0.9 | 15 | 0 | 0 | 0 | 4 | 0 | 0 | 0 | 2 | 6 | 2 | 1 | 0 | Aug-17 |
| Norway | 5 330 800 | 0.2 | 1 | 0 | 0 | 0 | 0 | 0 | 0 | 0 | 0 | 0 | 0 | 1 | 0 | Aug-17 |
| Poland | 38 563 573 | 2.5 | 97 | 33 | 21 | 7 | 7 | 6 | 2 | 4 | 5 | 5 | 5 | 1 | 1 | Aug-17 |
| Portugal | 10 264 797 | 3.3 | 34 | 0 | 0 | 0 | 0 | 0 | 2 | 10 | 18 | 4 | 0 | 0 | 0 | Aug-17 |
| Republic of Moldova | 4 054 640 | 0.0 | 0 | 0 | 0 | 0 | 0 | 0 | 0 | 0 | 0 | 0 | 0 | 0 | - | Jul-17 |
| Romania | 19 237 513 | 259.1 | 4984 | 219 | 426 | 614 | 506 | 484 | 852 | 1325 | 100 | 156 | 100 | 100 | 102 | Aug-17 |
| Russian Federation | 143 375 006 | 2.0 | 283 | 3 | 21 | 52 | 23 | 17 | 13 | 17 | 14 | 44 | 42 | 37 | 24 | Aug-17 |
| San Marino | 32 104 | - | - | - | - | - | - | - | - | - | - | - | - | - | - | No Report |
| Serbia | 8 776 940 | 2.7 | 24 | 0 | 0 | 5 | 8 | 0 | 6 | 0 | 0 | 4 | 1 | 0 | 0 | Aug-17 |
| Slovakia | 5 432 157 | 0.4 | 2 | 0 | 0 | 0 | 0 | 0 | 0 | 0 | 2 | 0 | 0 | 0 | 0 | Aug-17 |
| Slovenia | 2 071 252 | 2.9 | 6 | 0 | 0 | 0 | 0 | 2 | 4 | 0 | 0 | 0 | 0 | 0 | 0 | Aug-17 |
| Spain | 46 070 146 | 3.6 | 165 | 3 | 2 | 6 | 2 | 10 | 29 | 22 | 10 | 39 | 31 | 5 | 6 | Aug-17 |
| Sweden | 9 920 624 | 2.6 | 26 | 0 | 0 | 0 | 0 | 2 | 8 | 8 | 3 | 3 | 0 | 0 | 2 | Aug-17 |
| Switzerland | 8 454 083 | 12.1 | 102 | 5 | 2 | 4 | 12 | 16 | 26 | 17 | 10 | 0 | 0 | 1 | 9 | Aug-17 |
| Tajikistan | 8 858 115 | 77.3 | 685 | 0 | 1 | 24 | 11 | 44 | 67 | 97 | 228 | 149 | 51 | 11 | 2 | Aug-17 |
| The former Yugoslav Republic of Macedonia | 2 083 308 | 0.0 | 0 | 0 | 0 | 0 | 0 | 0 | 0 | 0 | 0 | 0 | 0 | 0 | - | Jul-17 |
| Turkey | 80 417 526 | 0.2 | 19 | - | 0 | - | - | 1 | 0 | 4 | 14 | 0 | 0 | - | - | Jun-17 |
| Turkmenistan | 5 502 586 | - | - | - | - | - | - | - | - | - | - | - | - | - | - | No Report |
| Ukraine | 44 405 055 | 38.0 | 1689 | - | 8 | 44 | 24 | 25 | 14 | 43 | 89 | 311 | 461 | 428 | 242 | Aug-17 |
| United Kingdom | 65 511 098 | 3.2 | 210 | 29 | 37 | 14 | 1 | 10 | 1 | 8 | 17 | 35 | 26 | 22 | 10 | Aug-17 |
| Uzbekistan | 30 690 914 | 0.0 | 0 | - | 0 | - | 0 | 0 | 0 | 0 | 0 | 0 | 0 | 0 | 0 | Aug-17 |
| Total/Averages | 914 981 109 | 16.96 | 15516 | 390 | 623 | 893 | 713 | 1092 | 1847 | 2919 | 1705 | 1862 | 1482 | 1270 | 744 | |

Data source: Monthly aggregated and case-based data reported by Member States to WHO/Europe or via ECDC/TESSy.

¹ Source: "World Population Prospects: The 2015 Revision", New York, United Nations.

² Incidence not meeting the target (<1) is highlighted in red.

Member States submitting aggregate data: Bosnia and Herzegovina, Kazakhstan, Republic of Moldova, San Marino, Serbia, the former Yugoslav Republic of Macedonia, Turkmenistan, Ukraine.

For tables 1-4, the reporting of these data by year and month are based on cases with disease onset date during the above 12-month period and corresponding month. Where the disease onset date was unavailable, cases with the date of notification reported during these respective time periods were included as date of onset. These reports produced by national or partner agencies may differ if other dates (e.g. date of case reporting) were used.

Table 2: Reported rubella cases for the period September 2016 — August 2017 (data as of 02 October 2017)

| Country | Total Population in 2017 ¹ | Incidence Rate Sep 16 - Aug 17 (per 1 million population) ² | Total rubella cases | Month and year of rash onset | | | | | | | | | | | | Month & year of last report | |
|---|---------------------------------------|--|---------------------|------------------------------|-----------|-----------|-----------|-----------|-----------|-----------|-----------|-----------|-----------|-----------|-----------|-----------------------------|--------------|
| | | | | Sep-16 | Oct-16 | Nov-16 | Dec-16 | Jan-17 | Feb-17 | Mar-17 | Apr-17 | May-17 | Jun-17 | Jul-17 | Aug-17 | | |
| Albania | 2 911 428 | 0.0 | 0 | 0 | 0 | 0 | 0 | 0 | 0 | 0 | 0 | 0 | 0 | 0 | 0 | 0 | Aug-17 |
| Andorra | 68 727 | 0.0 | 0 | 0 | 0 | 0 | 0 | 0 | 0 | 0 | 0 | 0 | 0 | - | 0 | 0 | Aug-17 |
| Armenia | 3 031 670 | 0.0 | 0 | 0 | 0 | 0 | 0 | 0 | 0 | 0 | 0 | 0 | 0 | - | 0 | 0 | Aug-17 |
| Austria | 8 592 400 | 3.0 | 26 | 0 | 0 | 0 | 0 | 0 | 6 | 18 | 1 | 1 | 0 | 0 | 0 | 0 | Aug-17 |
| Azerbaijan | 9 973 697 | 0.0 | 0 | 0 | 0 | 0 | 0 | 0 | 0 | 0 | 0 | 0 | 0 | 0 | 0 | 0 | Aug-17 |
| Belarus | 9 458 535 | 0.0 | 0 | 0 | 0 | 0 | 0 | 0 | 0 | 0 | 0 | 0 | 0 | 0 | 0 | 0 | Aug-17 |
| Belgium ³ | 11 443 830 | - | - | - | - | - | - | - | - | - | - | - | - | - | - | - | See footnote |
| Bosnia and Herzegovina | 3 792 759 | 0.0 | 0 | - | - | - | - | 0 | 0 | - | 0 | - | 0 | 0 | - | - | Jul-17 |
| Bulgaria | 7 045 259 | 0.3 | 2 | 0 | 0 | 1 | 1 | 0 | 0 | 0 | 0 | 0 | 0 | 0 | 0 | 0 | Aug-17 |
| Croatia | 4 209 815 | 0.0 | 0 | 0 | 0 | 0 | 0 | 0 | 0 | 0 | 0 | 0 | 0 | 0 | 0 | 0 | Aug-17 |
| Cyprus | 1 187 575 | 0.0 | 0 | 0 | 0 | 0 | 0 | 0 | 0 | 0 | 0 | 0 | 0 | 0 | 0 | 0 | Aug-17 |
| Czech Republic | 10 555 130 | 0.2 | 2 | 0 | 0 | 0 | 0 | 0 | 0 | 1 | 1 | 0 | 0 | 0 | 0 | 0 | Aug-17 |
| Denmark ³ | 5 711 837 | - | - | - | - | - | - | - | - | - | - | - | - | - | - | - | See footnote |
| Estonia | 1 305 755 | 0.0 | 0 | 0 | 0 | 0 | 0 | 0 | 0 | 0 | 0 | 0 | 0 | 0 | 0 | 0 | Aug-17 |
| Finland | 5 541 274 | 0.0 | 0 | 0 | 0 | 0 | 0 | 0 | 0 | 0 | 0 | 0 | 0 | 0 | 0 | 0 | Aug-17 |
| France ³ | 64 938 716 | - | - | - | - | - | - | - | - | - | - | - | - | - | - | - | See footnote |
| Georgia | 3 972 532 | 1.5 | 6 | 0 | 1 | 0 | 1 | 1 | 1 | 0 | 0 | 0 | 1 | 1 | 0 | 0 | Aug-17 |
| Germany | 80 636 124 | 0.9 | 71 | 3 | 5 | 7 | 4 | 6 | 4 | 7 | 12 | 7 | 7 | 5 | 4 | 4 | Aug-17 |
| Greece | 10 892 931 | 0.0 | 0 | 0 | 0 | 0 | 0 | 0 | 0 | 0 | 0 | 0 | 0 | 0 | 0 | 0 | Aug-17 |
| Hungary | 9 787 905 | 0.0 | 0 | 0 | 0 | 0 | 0 | 0 | - | - | 0 | 0 | 0 | 0 | 0 | 0 | Aug-17 |
| Iceland | 334 303 | 0.0 | 0 | 0 | 0 | 0 | 0 | 0 | 0 | 0 | 0 | 0 | 0 | 0 | 0 | 0 | Aug-17 |
| Ireland | 4 749 153 | 0.0 | 0 | 0 | 0 | 0 | 0 | 0 | 0 | 0 | 0 | 0 | 0 | 0 | 0 | 0 | Aug-17 |
| Israel | 8 323 248 | 0.0 | 0 | 0 | - | 0 | 0 | 0 | 0 | - | - | 0 | 0 | 0 | 0 | - | Jul-17 |
| Italy | 59 797 978 | 1.1 | 64 | 0 | 2 | 4 | 2 | 3 | 10 | 11 | 14 | 10 | 7 | 1 | 0 | 0 | Aug-17 |
| Kazakhstan | 18 064 470 | 0.1 | 2 | 1 | 0 | 1 | 0 | 0 | 0 | 0 | - | 0 | 0 | 0 | 0 | 0 | Aug-17 |
| Kyrgyzstan | 6 124 945 | 0.3 | 2 | 0 | 0 | 0 | - | 0 | 1 | 1 | 0 | 0 | 0 | 0 | 0 | 0 | Aug-17 |
| Latvia | 1 944 565 | 0.0 | 0 | 0 | 0 | 0 | 0 | 0 | 0 | 0 | 0 | 0 | 0 | 0 | 0 | 0 | Aug-17 |
| Lithuania | 2 830 582 | 0.0 | 0 | 0 | 0 | 0 | 0 | 0 | 0 | 0 | 0 | 0 | 0 | 0 | 0 | 0 | Aug-17 |
| Luxembourg | 584 103 | 0.0 | 0 | 0 | 0 | 0 | 0 | 0 | 0 | 0 | 0 | 0 | 0 | 0 | 0 | 0 | Aug-17 |
| Malta | 420 521 | 0.0 | 0 | 0 | 0 | 0 | 0 | 0 | 0 | 0 | 0 | 0 | 0 | 0 | 0 | 0 | Aug-17 |
| Monaco | 38 010 | - | - | - | - | - | - | - | - | - | - | - | - | - | - | - | No Report |
| Montenegro | 626 250 | 0.0 | 0 | 0 | 0 | 0 | 0 | 0 | 0 | 0 | 0 | 0 | 0 | 0 | 0 | 0 | Aug-17 |
| Netherlands | 17 032 845 | 0.0 | 0 | 0 | 0 | 0 | 0 | 0 | 0 | 0 | 0 | 0 | 0 | 0 | 0 | 0 | Aug-17 |
| Norway | 5 330 800 | 0.0 | 0 | 0 | 0 | 0 | 0 | 0 | 0 | 0 | 0 | 0 | 0 | 0 | 0 | 0 | Aug-17 |
| Poland | 38 563 573 | 16.4 | 633 | 48 | 81 | 64 | 76 | 49 | 39 | 45 | 43 | 58 | 44 | 47 | 39 | 4 | Aug-17 |
| Portugal | 10 264 797 | 0.2 | 2 | 0 | 0 | 1 | 0 | 0 | 0 | 1 | 0 | 0 | 0 | 0 | 0 | 0 | Aug-17 |
| Republic of Moldova | 4 054 640 | 0.0 | 0 | 0 | 0 | 0 | 0 | 0 | 0 | 0 | 0 | 0 | 0 | 0 | 0 | - | Jul-17 |
| Romania | 19 237 513 | 0.6 | 12 | 0 | 1 | 2 | 2 | 0 | 2 | - | 1 | 2 | 0 | 1 | 1 | 1 | Aug-17 |
| Russian Federation | 143 375 006 | 0.1 | 10 | 3 | 0 | 0 | 1 | 0 | 0 | 1 | 1 | 2 | 0 | 1 | 1 | 1 | Aug-17 |
| San Marino | 32 104 | - | - | - | - | - | - | - | - | - | - | - | - | - | - | - | No Report |
| Serbia | 8 776 940 | - | - | - | - | - | - | - | - | - | - | - | - | - | - | - | No Report |
| Slovakia | 5 432 157 | 0.2 | 1 | 0 | 0 | 0 | 0 | 0 | 0 | 1 | 0 | 0 | 0 | 0 | 0 | 0 | Aug-17 |
| Slovenia | 2 071 252 | 0.0 | 0 | 0 | 0 | 0 | 0 | 0 | 0 | 0 | 0 | 0 | 0 | 0 | 0 | 0 | Aug-17 |
| Spain | 46 070 146 | 0.0 | 1 | 0 | 0 | 0 | 0 | 0 | 0 | 0 | 0 | 0 | 0 | 1 | 0 | 0 | Aug-17 |
| Sweden | 9 920 624 | 0.0 | 0 | 0 | 0 | 0 | 0 | 0 | 0 | 0 | 0 | 0 | 0 | 0 | 0 | 0 | Aug-17 |
| Switzerland | 8 454 083 | 0.0 | 0 | 0 | 0 | 0 | 0 | 0 | 0 | 0 | 0 | 0 | 0 | 0 | 0 | 0 | Aug-17 |
| Tajikistan | 8 858 115 | 0.1 | 1 | 0 | 0 | 0 | 0 | 1 | 0 | - | 0 | 0 | 0 | 0 | 0 | 0 | Aug-17 |
| The former Yugoslav Republic of Macedonia | 2 083 308 | 0.0 | 0 | 0 | 0 | 0 | 0 | 0 | 0 | 0 | 0 | 0 | 0 | 0 | 0 | - | Jul-17 |
| Turkey | 80 417 526 | - | - | - | - | - | - | - | - | - | - | - | - | - | - | - | No Report |
| Turkmenistan | 5 502 586 | - | - | - | - | - | - | - | - | - | - | - | - | - | - | - | No Report |
| Ukraine | 44 405 055 | - | - | - | - | - | - | - | - | - | - | - | - | - | - | - | No Report |
| United Kingdom | 65 511 098 | 0.0 | 2 | 0 | 0 | 1 | 0 | 0 | 0 | 0 | 1 | 0 | 0 | 0 | 0 | 0 | Aug-17 |
| Uzbekistan | 30 690 914 | 0.0 | 1 | - | 0 | - | 0 | 0 | 0 | 0 | 0 | 1 | 0 | 0 | 0 | 0 | Aug-17 |
| Total/Averages | 914 981 109 | 0.92 | 838 | 55 | 90 | 81 | 87 | 60 | 63 | 86 | 74 | 81 | 59 | 57 | 45 | | |

Data source: Monthly aggregated and case-based data reported by Member States to WHO/Europe or via ECDC/TESSy.

¹ Source: "World Population Prospects: The 2015 Revision", New York, United Nations.

² Incidence not meeting the target (<1) is highlighted in red.

³ Belgium, Denmark, and France do not have comprehensive rubella surveillance systems.

Member States submitting aggregate data: Bosnia and Herzegovina, Kazakhstan, Republic of Moldova, San Marino, Serbia, the former Yugoslav Republic of Macedonia, Turkmenistan, Ukraine.

Table 3: Measles classification, reporting and surveillance performance, January — August 2017 (data as of 02 October 2017)

| Country | Total Population in 2017 ¹ | 2016 (as of 02 October 2017) | | 2017 | | | | | | | | | | | | | |
|---|---------------------------------------|---|----------------------------------|--|----------------------------------|----------------|-------------|------------------------------------|-------------------|----------------|--------------|--------------|-----------------------------|-------------------------------|-------------------------|---------------------|-----------------------------|
| | | Incidence Rate (per 1 million population) ² | Total measles cases ³ | Annualized Incidence Rate (per 1 million population) ² | Total measles cases ³ | Classification | | | Discarded Measles | Imported cases | Reporting | | | Surveillance Indicators | | | |
| | | | | | | Lab confirmed | Epi-Link | Clinically compatible ⁴ | | | Completeness | Timeliness | Month & year of last report | Laboratory investigation rate | Rate of discarded cases | Origin of infection | Timeliness of investigation |
| Albania | 2 911 428 | 0.0 | 0 | 0.0 | 0 | 0 | 0 | 0 | 0 | 0 | 100% | 75% | Aug-17 | - | 0.00 | - | - |
| Andorra | 68 727 | 0.0 | 0 | 0.0 | 0 | 0 | 0 | 0 | 0 | 0 | 100% | 63% | Aug-17 | - | 0.00 | - | - |
| Armenia | 3 031 670 | 0.7 | 2 | 0.0 | 0 | 0 | 0 | 0 | 47 | 0 | 88% | 88% | Aug-17 | 100% | 1.55 | 100% | 98% |
| Austria | 8 592 400 | 1.6 | 28 | 5.6 | 82 | 71 | 10 | 1 | 47 | 10 | 100% | 100% | Aug-17 | 69% | 0.55 | 95% | 5% |
| Azerbaijan | 9 973 697 | 0.0 | 0 | 0.0 | 0 | 0 | 0 | 0 | 56 | 0 | 100% | 100% | Aug-17 | 98% | 0.56 | 63% | 59% |
| Belarus | 9 458 535 | 1.6 | 29 | 0.0 | 1 | 1 | 0 | 0 | 192 | 1 | 100% | 100% | Aug-17 | 100% | 2.03 | 1% | 1% |
| Belgium | 11 443 830 | 0.4 | 5 | 21.0 | 360 | 0 | 0 | 360 | 0 | 0 | 100% | 75% | Aug-17 | 0% | 0.00 | 0 | 0 |
| Bosnia and Herzegovina | 3 792 759 | 11.9 | 45 | 3.3 | 19 | 0 | 0 | 19 | 0 | 0 | 75% | 63% | Jul-17 | 0% | 0.00 | 0 | 0 |
| Bulgaria | 7 045 259 | 0.1 | 1 | 15.7 | 167 | 87 | 67 | 13 | 3 | 1 | 88% | 88% | Aug-17 | 95% | 0.04 | 82% | 100% |
| Croatia | 4 209 819 | 0.0 | 4 | 1.1 | 7 | 7 | 0 | 0 | 1 | 0 | 100% | 88% | Aug-17 | 100% | 0.02 | 75% | 0 |
| Cyprus | 1 187 575 | 0.0 | 0 | 0.6 | 3 | 3 | 0 | 0 | 0 | 2 | 100% | 100% | Aug-17 | 100% | 0.00 | 100% | 0 |
| Czech Republic | 10 555 130 | 0.2 | 7 | 8.3 | 135 | 128 | 5 | 2 | 1 | 3 | 100% | 100% | Aug-17 | 100% | 0.01 | 99% | 88% |
| Denmark | 5 711 837 | 0.0 | 3 | 0.2 | 4 | 4 | 0 | 0 | 0 | 2 | 100% | 100% | Aug-17 | 100% | 0.00 | 100% | 0 |
| Estonia | 1 305 755 | 0.0 | 2 | 0.0 | 1 | 1 | 0 | 0 | 31 | 1 | 100% | 100% | Aug-17 | 100% | 2.37 | 3% | 100% |
| Finland | 5 541 274 | 0.5 | 5 | 0.5 | 5 | 5 | 0 | 0 | 0 | 1 | 100% | 88% | Aug-17 | 100% | 0.00 | 60% | 0 |
| France | 64 938 716 | 1.0 | 79 | 3.9 | 405 | 263 | 65 | 77 | 0 | 26 | 100% | 100% | Aug-17 | 93% | 0.00 | 91% | 0% |
| Georgia | 3 972 532 | 3.5 | 14 | 2.0 | 12 | 9 | 0 | 3 | 29 | 0 | 100% | 75% | Aug-17 | 90% | 0.73 | 95% | 98% |
| Germany | 80 636 124 | 3.4 | 328 | 6.8 | 876 | 598 | 243 | 35 | 0 | 49 | 100% | 100% | Aug-17 | 92% | 0.00 | 88% | 0 |
| Greece | 10 892 931 | 0.0 | 0 | 4.8 | 82 | 75 | 6 | 1 | 2 | 3 | 100% | 100% | Aug-17 | 99% | 0.02 | 4% | 0 |
| Hungary | 9 787 905 | 0.0 | 0 | 2.0 | 33 | 33 | 0 | 0 | 8 | 4 | 100% | 63% | Aug-17 | 100% | 0.08 | 39% | 95% |
| Iceland | 334 303 | 0.0 | 1 | 2.0 | 2 | 2 | 0 | 0 | 0 | 1 | 88% | 75% | Aug-17 | 100% | 0.00 | 50% | 100% |
| Ireland | 4 749 153 | 8.4 | 43 | 0.8 | 6 | 1 | 0 | 5 | 0 | 0 | 100% | 100% | Aug-17 | 100% | 0.00 | 117% | 100% |
| Israel | 8 323 248 | 1.0 | 10 | 1.2 | 15 | 15 | 0 | 0 | 0 | 0 | 63% | 38% | Jul-17 | 60% | 0.00 | 0 | 60% |
| Italy | 59 797 978 | 13.7 | 862 | 49.9 | 4510 | 3469 | 454 | 587 | 314 | 36 | 88% | 88% | Aug-17 | 88% | 0.53 | 92% | 0% |
| Kazakhstan | 18 064 470 | 6.1 | 110 | 0.1 | 2 | 0 | 1 | 1 | 0 | 0 | 88% | 63% | Aug-17 | 0% | 0.00 | 0 | 0 |
| Kyrgyzstan | 6 124 945 | 0.0 | 0 | 0.1 | 1 | 1 | 0 | 0 | 108 | 0 | 100% | 88% | Aug-17 | 100% | 1.76 | 100% | 0 |
| Latvia | 1 944 565 | 0.0 | 0 | 0.0 | 0 | 0 | 0 | 0 | 0 | 0 | 100% | 100% | Aug-17 | - | 0.00 | - | - |
| Lithuania | 2 830 582 | 7.8 | 22 | 0.0 | 2 | 2 | 0 | 0 | 0 | 2 | 100% | 88% | Aug-17 | 100% | 0.00 | 100% | 50% |
| Luxembourg | 584 103 | 0.0 | 0 | 1.1 | 3 | 3 | 0 | 0 | 0 | 2 | 100% | 100% | Aug-17 | 100% | 0.00 | 67% | 100% |
| Malta | 420 521 | 0.0 | 0 | 0.0 | 0 | 0 | 0 | 0 | 0 | 0 | 100% | 100% | Aug-17 | - | 0.00 | - | - |
| Monaco | 38 010 | - | - | - | - | - | - | - | - | - | - | - | No Report | - | - | - | - |
| Montenegro | 626 250 | 0.0 | 0 | 0.0 | 0 | 0 | 0 | 0 | 1 | 0 | 100% | 75% | Aug-17 | 100% | 0.16 | 100% | 100% |
| Netherlands | 17 032 845 | 0.1 | 6 | 0.2 | 11 | 10 | 1 | 0 | 1 | 5 | 100% | 100% | Aug-17 | 100% | 0.01 | 100% | 0 |
| Norway | 5 330 800 | 0.0 | 0 | 0.0 | 1 | 1 | 0 | 0 | 0 | 1 | 100% | 100% | Aug-17 | 100% | 0.00 | 100% | 100% |
| Poland | 38 563 573 | 2.4 | 138 | 0.4 | 29 | 23 | 2 | 4 | 0 | 7 | 100% | 100% | Aug-17 | 89% | 0.00 | 103% | 100% |
| Portugal | 10 264 797 | 0.0 | 0 | 2.1 | 34 | 29 | 0 | 5 | 138 | 2 | 100% | 88% | Aug-17 | 88% | 1.34 | 100% | 68% |
| Republic of Moldova | 4 054 640 | 0.0 | 0 | 0.0 | 0 | 0 | 0 | 0 | 0 | 0 | 88% | 63% | Jul-17 | - | 0.00 | - | - |
| Romania | 19 237 513 | 126.2 | 2432 | 111.1 | 3219 | 1094 | 2120 | 5 | 0 | 12 | 100% | 100% | Aug-17 | 100% | 0.00 | 118% | 100% |
| Russian Federation | 143 375 006 | 1.1 | 179 | 0.9 | 208 | 201 | 6 | 1 | 1752 | 12 | 100% | 63% | Aug-17 | 100% | 1.22 | 104% | 11% |
| San Marino | 32 104 | - | - | - | - | - | - | - | - | - | - | - | No Report | - | - | - | - |
| Serbia | 8 776 940 | 1.6 | 14 | 0.8 | 11 | 2 | 0 | 9 | 0 | 0 | 100% | 88% | Aug-17 | 0% | 0.00 | 0 | 0 |
| Slovakia | 5 432 157 | 0.0 | 0 | 0.0 | 2 | 2 | 0 | 0 | 4 | 2 | 100% | 100% | Aug-17 | 67% | 0.07 | 100% | 67% |
| Slovenia | 2 071 252 | 0.0 | 1 | 1.6 | 6 | 6 | 0 | 0 | 0 | 1 | 100% | 100% | Aug-17 | 100% | 0.00 | 100% | 100% |
| Spain | 46 070 146 | 0.6 | 38 | 1.9 | 152 | 145 | 6 | 1 | 105 | 19 | 100% | 88% | Aug-17 | 99% | 0.23 | 46% | 81% |
| Sweden | 9 920 624 | 0.0 | 3 | 1.2 | 26 | 26 | 0 | 0 | 9 | 8 | 100% | 100% | Aug-17 | 100% | 0.09 | 100% | 0 |
| Switzerland | 8 454 083 | 6.3 | 66 | 5.7 | 79 | 63 | 13 | 3 | 82 | 7 | 100% | 100% | Aug-17 | 97% | 0.97 | 47% | 52% |
| Tajikistan | 8 858 115 | 5.9 | 52 | 8.6 | 649 | 248 | 401 | 0 | 132 | 535 | 100% | 75% | Aug-17 | 100% | 1.49 | 79% | 100% |
| The former Yugoslav Republic of Macedonia | 2 083 308 | 0.0 | 0 | 0.0 | 0 | 0 | 0 | 0 | 0 | 0 | 88% | 63% | Jul-17 | - | 0.00 | - | - |
| Turkey | 80 417 526 | 0.1 | 9 | 0.2 | 19 | 14 | 4 | 1 | 0 | 0 | 75% | 0% | Jun-17 | 93% | 0.00 | 0 | 0 |
| Turkmenistan | 5 502 586 | - | - | - | - | - | - | - | - | - | - | - | No Report | - | - | - | - |
| Ukraine | 44 405 055 | 2.0 | 90 | 24.2 | 1613 | 381 | 0 | 1232 | 0 | 0 | 100% | 100% | Aug-17 | 0% | 0.00 | 0 | 0 |
| United Kingdom | 65 511 098 | 8.1 | 571 | 0.9 | 129 | 129 | 0 | 0 | 0 | 36 | 100% | 100% | Aug-17 | 100% | 0.00 | 78% | 6% |
| Uzbekistan | 30 690 914 | 0.0 | 1 | 0.0 | 0 | 0 | 0 | 0 | 37 | 0 | 100% | 38% | Aug-17 | 100% | 0.12 | 97% | 3% |
| Total/Averages | 914 981 109 | 5.4 | 5200 | 8.8 | 12921 | 7152 | 3404 | 2365 | 3100 | 791 | 91.0% | 80.0% | | 81.3% | 0.34 | 83.1% | 36.0% |

Data source: Monthly aggregated and case-based data reported by Member States to WHO/Europe or via ECDC/TESSy.

¹ Source: "World Population Prospects: The 2015 Revision", New York, United Nations.

² Incidence not meeting the target (<1) and countries not reporting monthly measles data are highlighted in red. The imported measles cases are excluded from the numerator while calculating the incidence rate.

³ All confirmed measles cases regardless of origin.

⁴ Unless specified as laboratory confirmed or epi-linked, cases are classified as clinically compatible.

Member States submitting aggregate data: Bosnia and Herzegovina, Kazakhstan, Republic of Moldova, San Marino, Serbia, the former Yugoslav Republic of Macedonia, Turkmenistan, Ukraine.

Table 4: Rubella classification, reporting and surveillance performance, January — August 2017 (data as of 02 October 2017)

| Country | Total Population in 2017 ¹ | 2016 (as of 02 October 2017) | | 2017 | | | | | | | | | | | | | |
|---|---------------------------------------|---|----------------------------------|--|----------------------------------|----------------|-----------|------------------------------------|-------------------|----------------|--------------|--------------|----------------------|-------------------------------|-------------------------|---------------------|-----------------------------|
| | | Incidence Rate (per 1 million population) ² | Total rubella cases ³ | Annualized Incidence Rate (per 1 million population) ² | Total rubella cases ³ | Classification | | | Discarded Rubella | Imported cases | Reporting | | | Surveillance Indicators | | | |
| | | | | | | Lab confirmed | Epi-Link | Clinically compatible ⁴ | | | Completeness | Timeliness | Month of last report | Laboratory investigation rate | Rate of discarded cases | Origin of infection | Timeliness of investigation |
| Albania | 2 911 428 | 0.0 | 0 | 0.0 | 0 | 0 | 0 | 0 | 0 | 0 | 100% | 75% | Aug-17 | - | 0.00 | - | - |
| Andorra | 68 727 | 0.0 | 0 | 0.0 | 0 | 0 | 0 | 0 | 0 | 0 | 88% | 63% | Aug-17 | - | 0.00 | - | - |
| Armenia | 3 031 670 | 0.0 | 0 | 0.0 | 0 | 0 | 0 | 0 | 6 | 0 | 88% | 88% | Aug-17 | 100% | 0.20 | 100% | 100% |
| Austria | 8 592 400 | 0.3 | 3 | 1.9 | 26 | 23 | 1 | 2 | 0 | 1 | 100% | 100% | Aug-17 | 100% | 0.00 | 108% | 8% |
| Azerbaijan | 9 973 697 | 0.0 | 0 | 0.0 | 0 | 0 | 0 | 0 | 34 | 0 | 100% | 100% | Aug-17 | 100% | 0.34 | 0% | 62% |
| Belarus | 9 458 535 | 0.0 | 0 | 0.0 | 0 | 0 | 0 | 0 | 192 | 0 | 100% | 100% | Aug-17 | 0% | 2.03 | 0% | 0% |
| Belgium ⁵ | 11 443 830 | - | - | - | - | - | - | - | - | - | - | - | See footnote | - | - | - | - |
| Bosnia and Herzegovina | 3 792 759 | 0.0 | 0 | 0.0 | 0 | 0 | 0 | 0 | 0 | 0 | 63% | 50% | Jul-17 | - | 0.00 | - | - |
| Bulgaria | 7 045 259 | 0.4 | 3 | 0.0 | 0 | 0 | 0 | 0 | 0 | 0 | 100% | 100% | Aug-17 | - | 0.00 | - | - |
| Croatia | 4 209 815 | 0.0 | 2 | 0.0 | 0 | 0 | 0 | 0 | 0 | 0 | 100% | 63% | Aug-17 | - | 0.00 | - | - |
| Cyprus | 1 187 575 | 0.0 | 0 | 0.0 | 0 | 0 | 0 | 0 | 0 | 0 | 100% | 100% | Aug-17 | - | 0.00 | - | - |
| Czech Republic | 10 555 130 | 0.0 | 0 | 0.1 | 2 | 2 | 0 | 0 | 0 | 1 | 100% | 100% | Aug-17 | 100% | 0.00 | 50% | 0% |
| Denmark ⁵ | 5 711 837 | - | - | - | - | - | - | - | - | - | - | - | See footnote | - | - | - | - |
| Estonia | 1 305 755 | 0.0 | 0 | 0.0 | 0 | 0 | 0 | 0 | 12 | 0 | 100% | 100% | Aug-17 | 92% | 0.92 | 58% | 100% |
| Finland | 5 541 274 | 0.0 | 0 | 0.0 | 0 | 0 | 0 | 0 | 0 | 0 | 100% | 88% | Aug-17 | - | 0.00 | - | - |
| France ⁵ | 64 938 716 | - | - | - | - | - | - | - | - | - | - | - | See footnote | - | - | - | - |
| Georgia | 3 972 532 | 3.0 | 12 | 0.7 | 4 | 1 | 0 | 3 | 44 | 0 | 100% | 75% | Aug-17 | 100% | 1.11 | 96% | 98% |
| Germany | 80 636 124 | 1.2 | 96 | 0.4 | 52 | 11 | 5 | 36 | 0 | 0 | 100% | 100% | Aug-17 | 23% | 0.00 | 44% | 0% |
| Greece | 10 892 931 | 0.0 | 0 | 0.0 | 0 | 0 | 0 | 0 | 0 | 0 | 100% | 100% | Aug-17 | - | 0.00 | - | - |
| Hungary | 9 787 905 | 0.0 | 0 | 0.0 | 0 | 0 | 0 | 0 | 0 | 0 | 75% | 50% | Aug-17 | - | 0.00 | - | - |
| Iceland | 334 303 | 0.0 | 0 | 0.0 | 0 | 0 | 0 | 0 | 0 | 0 | 100% | 75% | Aug-17 | - | 0.00 | - | - |
| Ireland | 4 749 153 | 0.2 | 1 | 0.0 | 0 | 0 | 0 | 0 | 0 | 0 | 100% | 100% | Aug-17 | - | 0.00 | - | - |
| Israel | 8 323 248 | 0.1 | 1 | 0.0 | 0 | 0 | 0 | 0 | 0 | 0 | 63% | 38% | Jul-17 | - | 0.00 | - | - |
| Italy | 59 797 978 | 0.5 | 30 | 0.6 | 56 | 27 | 4 | 25 | 25 | 0 | 100% | 88% | Aug-17 | 88% | 0.04 | 72% | 0% |
| Kazakhstan | 18 064 470 | 0.2 | 4 | 0.0 | 0 | 0 | 0 | 0 | 0 | 0 | 88% | 63% | Aug-17 | - | 0.00 | - | - |
| Kyrgyzstan | 6 124 945 | 0.3 | 2 | 0.2 | 2 | 2 | 0 | 0 | 0 | 0 | 100% | 88% | Aug-17 | 100% | 0.00 | 100% | 0% |
| Latvia | 1 944 565 | 0.0 | 0 | 0.0 | 0 | 0 | 0 | 0 | 0 | 0 | 100% | 100% | Aug-17 | - | 0.00 | - | - |
| Lithuania | 2 830 582 | 0.0 | 0 | 0.0 | 0 | 0 | 0 | 0 | 0 | 0 | 100% | 88% | Aug-17 | - | 0.00 | - | - |
| Luxembourg | 584 103 | 0.0 | 0 | 0.0 | 0 | 0 | 0 | 0 | 0 | 0 | 100% | 100% | Aug-17 | - | 0.00 | - | - |
| Malta | 420 521 | 0.0 | 0 | 0.0 | 0 | 0 | 0 | 0 | 0 | 0 | 100% | 100% | Aug-17 | - | 0.00 | - | - |
| Monaco | 38 010 | - | - | - | - | - | - | - | - | - | - | - | No Report | - | - | - | - |
| Montenegro | 626 250 | 0.0 | 0 | 0.0 | 0 | 0 | 0 | 0 | 0 | 0 | 100% | 75% | Aug-17 | - | 0.00 | - | - |
| Netherlands | 17 032 845 | 0.0 | 0 | 0.0 | 0 | 0 | 0 | 0 | 0 | 0 | 100% | 100% | Aug-17 | - | 0.00 | - | - |
| Norway | 5 330 800 | 0.0 | 0 | 0.0 | 0 | 0 | 0 | 0 | 0 | 0 | 100% | 100% | Aug-17 | - | 0.00 | - | - |
| Poland | 38 563 573 | 29.7 | 1144 | 6.3 | 364 | 0 | 0 | 364 | 0 | 0 | 100% | 100% | Aug-17 | 0% | 0.00 | 0% | 0% |
| Portugal | 10 264 797 | 0.8 | 8 | 0.1 | 1 | 0 | 0 | 1 | 2 | 0 | 100% | 50% | Aug-17 | 67% | 0.02 | 100% | 100% |
| Republic of Moldova | 4 054 640 | 0.0 | 0 | 0.0 | 0 | 0 | 0 | 0 | 0 | 0 | 88% | 63% | Jul-17 | - | 0.00 | - | - |
| Romania | 19 237 513 | 0.7 | 13 | 0.2 | 7 | 4 | 0 | 3 | 0 | 0 | 75% | 63% | Aug-17 | 100% | 0.00 | 129% | 100% |
| Russian Federation | 143 375 006 | 0.2 | 37 | 0.0 | 6 | 6 | 0 | 0 | 0 | 0 | 100% | 63% | Aug-17 | 100% | 0.00 | 100% | 50% |
| San Marino | 32 104 | - | - | - | - | - | - | - | - | - | - | - | No Report | - | - | - | - |
| Serbia | 8 776 940 | - | - | - | - | - | - | - | - | - | - | - | No Report | - | - | - | - |
| Slovakia | 5 432 157 | 0.0 | 0 | 0.1 | 1 | 0 | 0 | 1 | 1 | 0 | 100% | 100% | Aug-17 | 50% | 0.02 | 50% | 50% |
| Slovenia | 2 071 252 | 0.0 | 0 | 0.0 | 0 | 0 | 0 | 0 | 0 | 0 | 100% | 100% | Aug-17 | - | 0.00 | - | - |
| Spain | 46 070 146 | 0.0 | 2 | 0.0 | 1 | 1 | 0 | 0 | 12 | 1 | 100% | 100% | Aug-17 | 100% | 0.03 | 100% | 100% |
| Sweden | 9 920 624 | 0.0 | 0 | 0.0 | 0 | 0 | 0 | 0 | 0 | 0 | 100% | 100% | Aug-17 | - | 0.00 | - | - |
| Switzerland | 8 454 083 | 0.0 | 0 | 0.0 | 0 | 0 | 0 | 0 | 15 | 0 | 100% | 100% | Aug-17 | 87% | 0.18 | 0% | 20% |
| Tajikistan | 8 858 115 | 0.1 | 1 | 0.1 | 1 | 1 | 0 | 0 | 10 | 0 | 88% | 63% | Aug-17 | 100% | 0.11 | 100% | 100% |
| The former Yugoslav Republic of Macedonia | 2 083 308 | 0.0 | 0 | 0.0 | 0 | 0 | 0 | 0 | 0 | 0 | 88% | 63% | Jul-17 | - | 0.00 | - | - |
| Turkey | 80 417 526 | - | - | - | - | - | - | - | - | - | - | - | No Report | - | - | - | - |
| Turkmenistan | 5 502 586 | - | - | - | - | - | - | - | - | - | - | - | No Report | - | - | - | - |
| Ukraine | 44 405 055 | - | - | - | - | - | - | - | - | - | - | - | No Report | - | - | - | - |
| United Kingdom | 65 511 098 | 0.0 | 2 | 0.0 | 1 | 1 | 0 | 0 | 0 | 1 | 100% | 100% | Aug-17 | 100% | 0.00 | 100% | 100% |
| Uzbekistan | 30 690 914 | 0.0 | 0 | 0.0 | 1 | 1 | 0 | 0 | 1 | 0 | 100% | 38% | Aug-17 | 100% | 0.00 | 100% | 50% |
| Total/Averages | 914 981 109 | 1.5 | 1361 | 0.4 | 525 | 80 | 10 | 435 | 354 | 4 | 80.7% | 70.5% | | 30.4% | 0.04 | 24.7% | 15.1% |

Data source: Monthly aggregated and case-based data reported by Member States to WHO/Europe or via ECDC/TESSy.

¹ Source: World Population Prospects: The 2015 Revision, New York, United Nations.

² Incidence not meeting the target (<1) and countries not reporting monthly rubella data are highlighted in red. The imported rubella cases are excluded from the numerator while calculating the incidence rate.

³ All confirmed rubella cases regardless of origin.

⁴ Unless specified as laboratory confirmed or epi-linked, cases are classified as clinically compatible.

⁵ Belgium, Denmark, and France do not have comprehensive rubella surveillance systems.

Member States submitting aggregate data: Bosnia and Herzegovina, Kazakhstan, Republic of Moldova, San Marino, Serbia, the former Yugoslav Republic of Macedonia, Turkmenistan, Ukraine.

Table 5: Measles and rubella laboratory test results, January — August 2017 (data as of 02 October 2017)

| Country | Measles | | | | Rubella | | | | Reporting to CISID / MRLDMS | | |
|---|------------------------|--------------------------|--|---|------------------------|--------------------------|---|---|-----------------------------|--------------|----------------------|
| | Total specimens tested | Positive for measles (%) | Genotypes reported to MeaNS ¹ | % sequencing reported within 60 days ¹ | Total specimens tested | Positive for rubella (%) | Genotypes reported to RubeNS ² | % sequencing reported within 60 days ² | % Completeness | % Timeliness | Month of last report |
| Albania | 10 | 0 (0.0) | - | - | 1 | 0 (0.0) | - | - | 100.0% | 75.0% | Aug-17 |
| Andorra | | | - | | | | | | | | No Lab |
| Armenia | 76 | 0 (0.0) | - | - | 76 | 0 (0.0) | - | - | - | - | Jul-17 |
| Austria | 920 | 54 (6.0) | B3, D8, H1 | 82% | 3636 | 20 (1.0) | - | - | 100.0% | 100.0% | Aug-17 |
| Azerbaijan | 93 | 0 (0.0) | - | - | 102 | 0 (0.0) | - | - | 100.0% | 100.0% | Aug-17 |
| Belarus | 200 | 3 (2.0) | D8 | 100% | 198 | 0 (0.0) | - | - | 100.0% | 100.0% | Aug-17 |
| Belgium | 681 | 238 (35.0) | B3, D8 | 16% | 52 | 4 (8.0) | - | - | 87.5% | 37.5% | Jul-17 |
| Bosnia and Herzegovina | 2 | 0 (0.0) | - | - | 2 | 0 (0.0) | - | - | 37.5% | 37.5% | Apr-17 |
| Bulgaria | 229 | 134 (59.0) | B3 | 0% | 144 | 0 (0.0) | - | - | 100.0% | 100.0% | Aug-17 |
| Croatia | - | - | - | - | - | - | - | - | - | - | No Report |
| Cyprus | 294 | 4 (1.0) | - | - | 303 | 2 (1.0) | - | - | 87.5% | 50.0% | Jul-17 |
| Czech Republic | 273 | 125 (46.0) | - | - | 2 | 2 (100.0) | - | - | 100.0% | 87.5% | Aug-17 |
| Denmark | 430 | 19 (4.0) | D8 | 100% | 32 | 0 (0.0) | - | - | 100.0% | 100.0% | Aug-17 |
| Estonia | 60 | 1 (2.0) | - | - | 169 | 0 (0.0) | - | - | 87.5% | 87.5% | Aug-17 |
| Finland | 126 | 20 (16.0) | B3, D8 | 100% | 109 | 1 (1.0) | - | - | 100.0% | 87.5% | Aug-17 |
| France | 479 | 188 (39.0) | B3, D8 | 92% | 157 | 35 (22.0) | - | - | 75.0% | 37.5% | Jun-17 |
| Georgia | 44 | 1 (2.0) | - | - | 43 | 1 (2.0) | - | - | 62.5% | 12.5% | May-17 |
| Germany | - | - | B3, D8 | 7% | - | - | - | - | - | - | No Report |
| Greece | 143 | 120 (84.0) | B3 | 100% | 0 | 0 | - | - | - | - | Aug-17 |
| Hungary | 511 | 73 (14.0) | - | - | 187 | 0 (0.0) | - | - | 100.0% | 87.5% | Aug-17 |
| Iceland | - | - | - | - | - | - | - | - | - | - | No Report |
| Ireland | 480 | 15 (3.0) | B3 | 100% | 1169 | 3 (0.0) | - | - | 100.0% | 100.0% | Aug-17 |
| Israel | 369 | 81 (22.0) | B3, D8 | 63% | 390 | 96 (25.0) | - | - | 100.0% | 100.0% | Aug-17 |
| Italy | 7021 | 4833 (69.0) | B3, D8, H1 | 71% | 1982 | 53 (3.0) | - | - | 100.0% | 87.5% | Aug-17 |
| Kazakhstan | 41 | 3 (7.0) | D8, H1 | 100% | 39 | 0 (0.0) | - | - | 100.0% | 100.0% | Aug-17 |
| Kyrgyzstan | - | - | - | - | - | - | - | - | - | - | No Report |
| Latvia | 138 | 2 (1.0) | - | - | 179 | 5 (3.0) | - | - | 100.0% | 87.5% | Aug-17 |
| Lithuania | 67 | 3 (4.0) | - | - | 63 | 0 (0.0) | - | - | 100.0% | 100.0% | Aug-17 |
| Luxembourg | 63 | 3 (5.0) | D8 | 100% | 2 | 0 (0.0) | - | - | 100.0% | 100.0% | Aug-17 |
| Malta | 30 | 0 (0.0) | - | - | 491 | 0 (0.0) | - | - | 100.0% | 87.5% | Aug-17 |
| Monaco | | | | | | | | | | | No Lab |
| Montenegro | | | | | | | | | | | No Lab |
| Netherlands | 56 | 20 (36.0) | B3, D8 | 80% | 36 | 0 (0.0) | - | - | 100.0% | 100.0% | Aug-17 |
| Norway | - | - | D8 | 0% | - | - | - | - | - | - | No Report |
| Poland | - | - | B3, D8 | 75% | - | - | - | - | - | - | No Report |
| Portugal | 447 | 55 (12.0) | B3, D8 | 100% | 0 | 0 | - | - | 75.0% | 37.5% | Aug-17 |
| Republic of Moldova | 46 | 0 (0.0) | - | - | 46 | 0 (0.0) | - | - | 87.5% | 87.5% | Jul-17 |
| Romania | 3732 | 2939 (79.0) | B3, D8 | 100% | 736 | 8 (1.0) | - | - | 100.0% | 100.0% | Aug-17 |
| Russian Federation | 2609 | 357 (14.0) | B3, D8, H1 | 55% | 2577 | 17 (1.0) | 1H | 0% | 100.0% | 100.0% | Aug-17 |
| San Marino | | | | | | | | | | | No Lab |
| Serbia | 33 | 4 (12.0) | B3 | 0% | 33 | 0 (0.0) | - | - | 100.0% | 100.0% | Aug-17 |
| Slovakia | 20 | 4 (20.0) | - | - | 11 | 0 (0.0) | - | - | 100.0% | 87.5% | Aug-17 |
| Slovenia | 84 | 19 (23.0) | B3 | 86% | 7 | 0 (0.0) | - | - | 100.0% | 100.0% | Aug-17 |
| Spain | - | - | B3, D8 | 26% | - | - | - | - | - | - | No Report |
| Sweden | 913 | 68 (7.0) | B3, D8 | 93% | 1146 | 4 (0.0) | - | - | 100.0% | 87.5% | Aug-17 |
| Switzerland | 148 | 91 (61.0) | B3, D8 | 4% | 1 | 1 (100.0) | - | - | 100.0% | 100.0% | Aug-17 |
| Tajikistan | 398 | 244 (61.0) | H1 | 100% | 156 | 4 (3.0) | - | - | 62.5% | 62.5% | Jul-17 |
| The former Yugoslav Republic of Macedonia | 3 | 0 (0.0) | - | - | 53 | 1 (2.0) | - | - | 25.0% | 12.5% | Feb-17 |
| Turkey | 766 | 22 (3.0) | D8 | 100% | 657 | 13 (2.0) | - | - | 50.0% | 37.5% | Apr-17 |
| Turkmenistan [#] | - | - | - | - | - | - | - | - | - | - | No Report |
| Ukraine | 1162 | 613 (53.0) | B3, D8 | 26% | 303 | 24 (8.0) | - | - | 100.0% | 100.0% | Aug-17 |
| United Kingdom | 1962 | 198 (10.0) | B3, D8, D9 | 90% | 1121 | 4 (0.0) | 2B | 0% | 100.0% | 37.5% | Aug-17 |
| Uzbekistan | 55 | 0 (0.0) | - | - | 55 | 1 (2.0) | - | - | 100.0% | 87.5% | Aug-17 |
| Total / Average | 25214 | 10554 (42%) | | 67% | 16466 | 299 (2%) | - | 0% | 70.3% | 59.2% | |

Data source: Aggregated monthly data provided by regional measles and rubella laboratory network (MR Labnet) to WHO/Europe. Some countries are only reporting to specimen-based MR lab data management system (MR LDMS).

[#]Turkmenistan lab data not displayed as lab reporting does not match the required format and frequency.

¹ MeaNS: <http://www.who-measles.org/>. Timeliness of sequence reporting relates to the time between specimen collection and reporting to MeaNS.

² RubeNS: <http://www.who-rubella.org/>. Timeliness of sequence reporting relates to the time between specimen collection and reporting to RubeNS.

**Specimen based data are not population based, and should not be interpreted as indicators for epidemiological surveillance. Laboratories may have received more than 1 clinical sample or may have conducted more than 1 test for a given case reported in Table 1.*

Figure 1: Age and vaccination status of measles cases in Italy, 2016 and 2017 (data as of 02 October 2017)

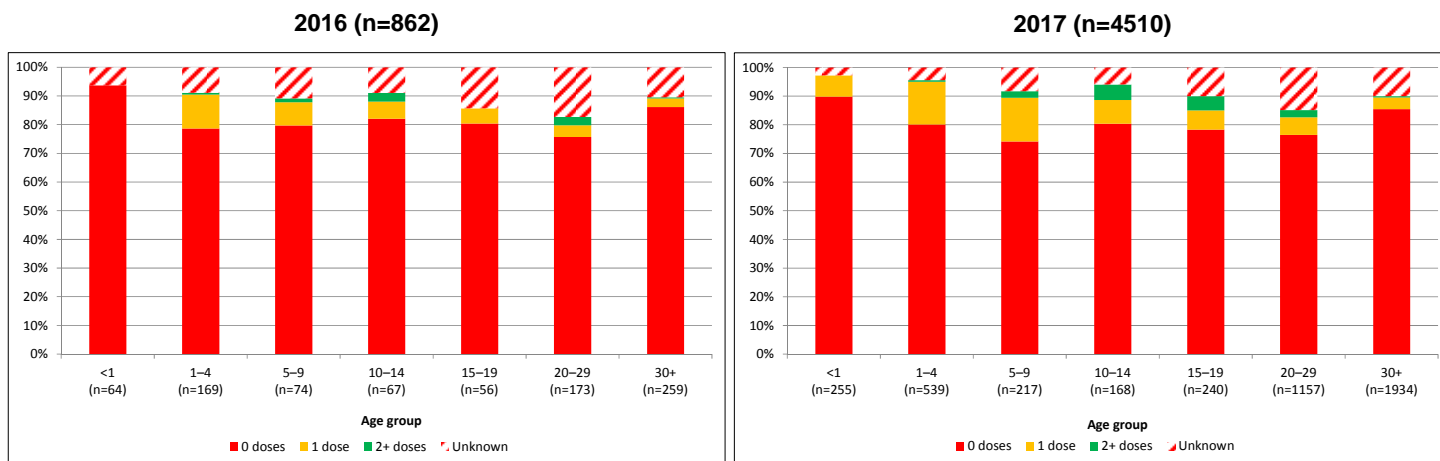
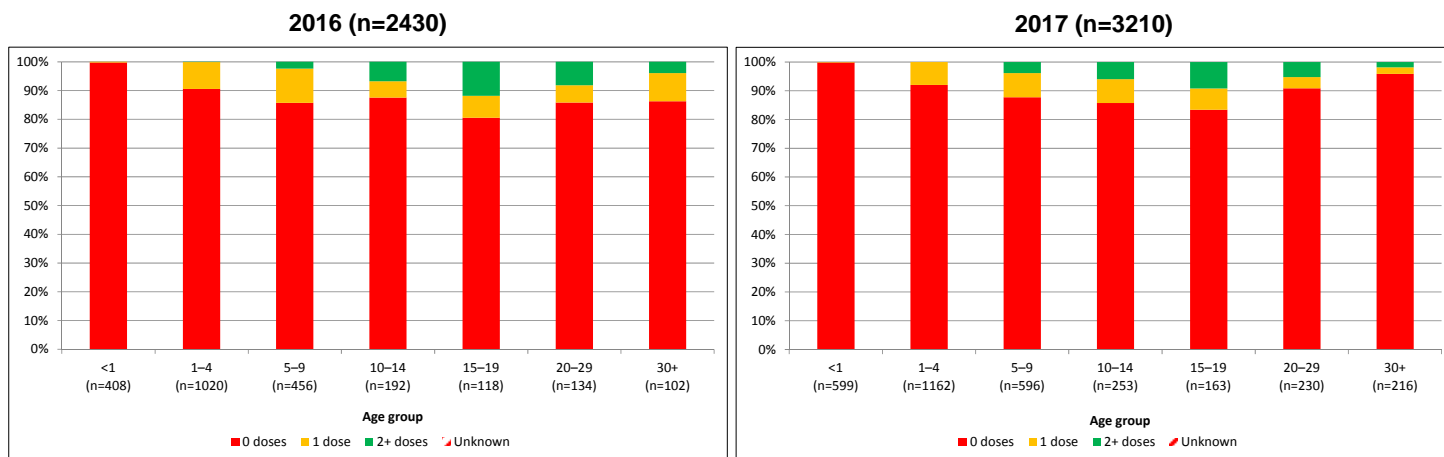
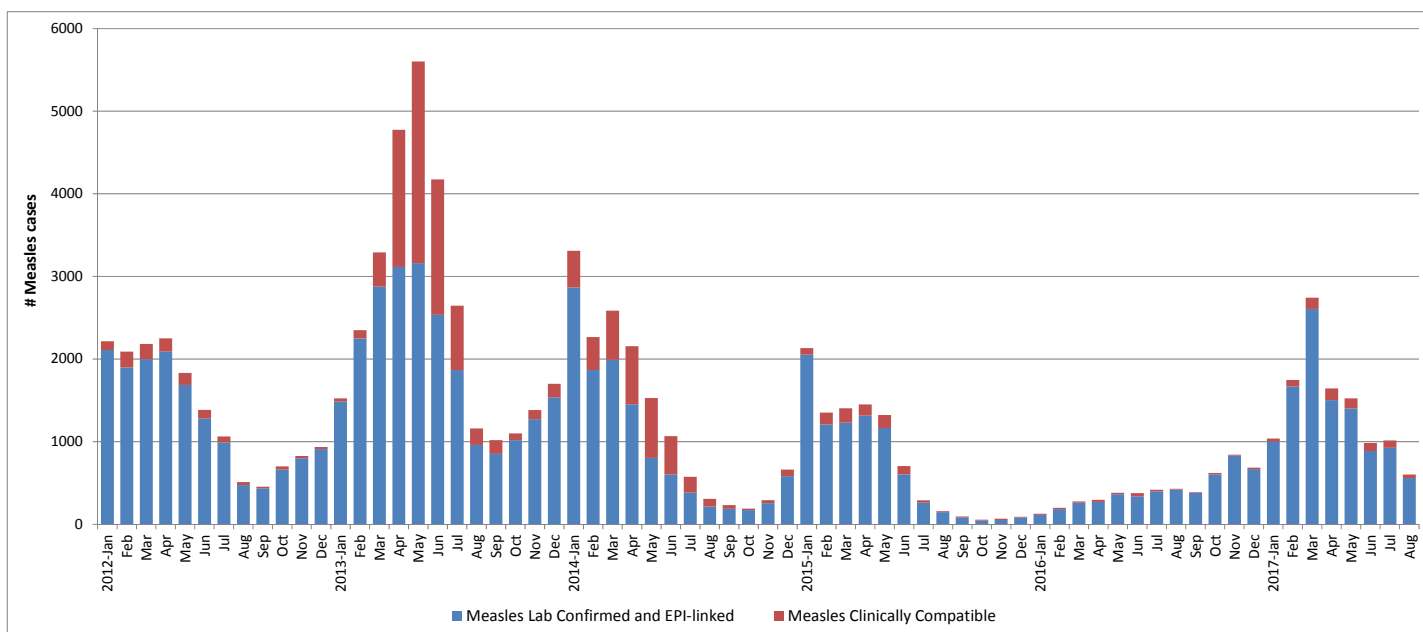


Figure 2: Age and vaccination status of measles cases in Romania, 2016 and 2017 (data as of 02 October 2017)*



*Cases with unknown age were excluded from Romania graphs (2 cases in 2016 and 0 cases in 2017).

Figure 3: Distribution of measles cases by month of rash onset in the European Region, Jan-2012 to Aug-2017 (data as of 02 October 2017)



Contact us: Vaccine-preventable Diseases and Immunization Programme, WHO Regional Office for Europe
 Tel.: +45 45 33 70 00 E-mail: eumeasles@who.int and/or eucddata@who.int
 Web site: <http://www.euro.who.int/vaccine> © World Health Organization, 2017.